

VSPC 1CL PW 24V**Weidmüller Interface GmbH & Co. KG**

Klingenbergstraße 26

D-32758 Detmold

Germany

www.weidmueller.com



Combined protection of one current loop 0(4) ... 20 mA
and 24 VDC supply voltage

- Protects the 24 V power supply with type III arrester (IEC 61643-11)
- Pluggable arrester, with interruption-free and impedance-neutral plug-in and pull-out
- For use in accordance with installation standard IEC 62305 / IEC 61643-22 (D1, C1, C2 and C3)
- Integrated PE foot safely discharges up to 20 kA (8/20 µs) and 2.5 kA (10/350 µs) to the PE

General ordering data

Version	Surge protection for instrumentation and control, without warning function / function indicator, $U_P(L/N-PE) \leq 0.8$ kV
Order No.	8951510000
Type	VSPC 1CL PW 24V
GTIN (EAN)	4032248742752
Qty.	1 pc(s).

VSPC 1CL PW 24V

Weidmüller Interface GmbH & Co. KG

Klingenbergstraße 26

D-32758 Detmold

Germany

www.weidmueller.com

Technical data

Dimensions and weights

Depth	69 mm	Depth (inches)	2.717 inch
Height	90 mm	Height (inches)	3.543 inch
Width	17.8 mm	Width (inches)	0.701 inch
Net weight	50 g		

Temperatures

Storage temperature	-40 °C...80 °C	Operating temperature	-40 °C...70
Humidity	5...96 %		

Probability of failure

SIL in compliance with IEC 61508	3	MTTF	2,537 a
SFF	95.67 %	λ_{ges}	45
PFH in $1 \cdot 10^{-9}$ per hour	1.95		

Power protection Class III

Combined pulse U_{OC}	6 kV	Max. continuous voltage, U_c (AC)	27 V
Max. continuous voltage, U_c (DC)	38 V	Protection level U_p (typ.)	≤ 0.8 kV
Rated voltage (AC)	24 V	Rated voltage (DC)	24 V

Rated data UL

Certificate No. (UL)	E311081	UL certificate	UL 497b Certificate
----------------------	---------	----------------	---------------------

CSA protection data

Gas group C	IIB	Gas group D	IIA
Gas groups A, B	IIC	Input voltage, max. U_i	39 V
Internal inductance, max. L_i	0 μ H		

General data

Colour	orange	Design	Terminal, miscellaneous
Optical function display	For Class III protection, green = OK; red = arrester is defective - replace	Protection degree	IP20
Segment	Measurement - Monitoring - Setting	UL 94 flammability rating	V-0
Version	without warning function / function indicator		

Insulation coordination acc. to EN 50178

Pollution severity	2	Surge voltage category	III
--------------------	---	------------------------	-----

VSPC 1CL PW 24V

Weidmüller Interface GmbH & Co. KG

Klingenbergstraße 26

D-32758 Detmold

Germany

www.weidmueller.com

Technical data

Rated data IEC / EN

Combined pulse U_{OC}	6 kV	Discharge current I_{max} (8/20 μ s) GND-PE	10 kA
Discharge current I_{max} (8/20 μ s) wire-PE	10 kA	Discharge current I_{max} (8/20 μ s) wire-wire	10 kA
Discharge current I_n (8/20 μ s) GND-PE	2.5 kA	Discharge current I_n (8/20 μ s) wire-PE	2.5 kA
Discharge current I_n (8/20 μ s) wire-wire	2.5 kA	Fuse	0.5 A
Lightning test current, I_{imp} (10/350 μ s) GND-PE	2.5 kA	Lightning test current, I_{imp} (10/350 μ s) Wire-PE	2.5 kA
Lightning test current, I_{imp} (10/350 μ s) wire-wire	2.5 kA	Max. continuous voltage, U_c (AC)	27 V
Max. continuous voltage, U_c (DC)	38 V	Number of poles	1
Overload - failure mode	Modus 2	Protection level U_p (typ.)	≤ 0.8 kV
Protection level on output side Wire-PE 1 kV/ μ s, typically	450 V	Protection level on output side Wire-wire 1 kV/ μ s, typically	60 V
Protection level on output side Wire-wire 8/20 μ s, typically	60 V	Protection level, U_p GND - PE	450 V
Protection level, U_p wire - PE	450 V	Protection level, U_p wire - wire	40 V
Pulse-reset capacity	≤ 10 ms	Rated current	450 mA
Rated current I_N	10 A	Rated voltage (AC)	24 V
Rated voltage (DC)	24 V	Requirements category acc. to IEC 61643-21	C1, C2, C3, D1
Signal transmission properties (-3 dB)	3 MHz	Signalling contact	No
Standards	IEC 61643-21, HART-compatible	Surge current-carrying capacity C1	< 1 kA 8/20 μ s
Surge current-carrying capacity C2	5 kA 8/20 μ s	Surge current-carrying capacity C3	100 A 10/1000 μ s
Surge current-carrying capacity D1	2.5 kA 10/350 μ s	Voltage type	AC/DC
Volume resistance	2.20 Ω		

Further details of approvals

GOST certificate	GOST-Zertifikat
------------------	-----------------

Connection data

Type of connection	Pluggable in VSPC BASE
--------------------	------------------------

Ratings IECEx/ATEX/cUL

cUL certificate	cUL Certificate
-----------------	-----------------

Classifications

ETIM 6.0	EC000943	ETIM 7.0	EC000943
ETIM 8.0	EC000943	ETIM 9.0	EC000943
ECLASS 9.0	27-13-08-07	ECLASS 9.1	27-13-08-07
ECLASS 10.0	27-13-08-07	ECLASS 11.0	27-13-08-07
ECLASS 12.0	27-17-90-90	ECLASS 13.0	27-17-90-90

VSPC 1CL PW 24V

Weidmüller Interface GmbH & Co. KG

Klingenbergstraße 26

D-32758 Detmold

Germany

www.weidmueller.com

Technical data

Tender specification sheets

Long specification	Short specification
Surge protection plug for base element VSPC BASE 1CL PW with dual protective circuits, for power supply and a paired cable for floating-ground powered signal circuit (forexample, supply isolation amplifiers) protective switched power supply: temperature controlled varistors as a cross-protection between the active lines. Coarse protection of the common mode voltage to earth. Optical defect signal coupled with the temperature monitoring. Protective circuits, floating-ground driven signal circuits: two-stage protection switches consisting of coarse and fine protection between the signal wires as well as decoupling resistors. Mechanical identification of the plug to the base element according to the switching type and rated voltage. Protected plug with coding pin and counter-profile for the base element. Optical identification of the protected plug based on the type of protected switching and the voltage level. It is possible to mark the plug.	Surge protection plug for base element VSPC BASE 1CL PW with dual protective circuits, for 24 V power supply and a paired cable for floating-ground powered signal circuit.

Environmental Product Compliance

REACH SVHC	Lead 7439-92-1
SCIP	71e97bb7-979f-4330-94c0-20c629bb05e3

Important note

Product information	Mode 2: State where the voltage-limiting part of the SPD was short-circuited due to a very low impedance within the SPD. The line is inoperable, but the measuring equipment is still protected by means of a short-circuit.
---------------------	--

Approvals

Approvals



ROHS	Conform
UL File Number Search	UL Website
Certificate No. (UL)	E311081

Creation date May 16, 2024 9:04:15 AM CEST

Catalogue status 04.05.2024 / We reserve the right to make technical changes.

VSPC 1CL PW 24V

Weidmüller Interface GmbH & Co. KG

Klingenbergstraße 26

D-32758 Detmold

Germany

www.weidmueller.com

Technical data

Downloads

Approval/Certificate/Document of Conformity	SIL Paper EU_Konformitätserklärung / EU_Declaration_of_Conformity
Engineering Data	CAD data – STEP
User Documentation	Beipackzettel / Instruction sheet
Catalogues	Catalogues in PDF-format
Brochures	

VSPC 1CL PW 24V

Weidmüller Interface GmbH & Co. KG

Klingenbergstraße 26

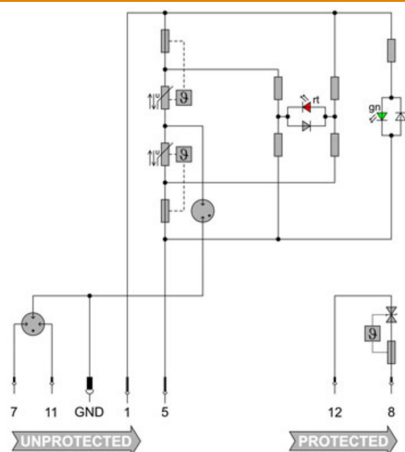
D-32758 Detmold

Germany

www.weidmueller.com

Drawings

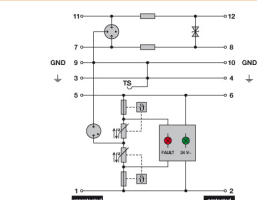
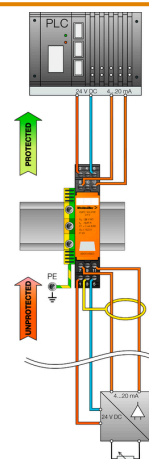
Electric symbol



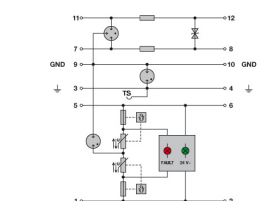
Circuit diagram

Derating curve

Cate- gory	Testing pulse	Surge voltage	Surge current	Pulse Type
C1	Quick- rising edge	0.5 - 2 kV with 1.2/50 µs	0.25 - 1 kA mit 8/20 µs	300 Surge voltage arrester
C2	Quick- rising edge	2 - 10 kV with 1.2/50 µs	1 - 5 kA mit 8/20 µs	10 Surge voltage arrester
C3	Quick- rising edge	≥ 1 kV with 1 kV/µs	10 - 100 A mit 10/10000 µs	300 Surge voltage arrester
D1	High power	≥ 1 kV	0.5 - 2.5 kA mit 10/350 µs	2 Arrester for lightning current and surge voltages



Complete module, direct earthing



Complete module, indirect earthing

Komplettmodul

VSPC 1CL PW 24V

Weidmüller Interface GmbH & Co. KG

Klingenbergstraße 26

D-32758 Detmold

Germany

www.weidmueller.com

Accessories

Retaining clip



The interlock mechanism on the VSPC Series pluggable arrester delivers extra reliability and an improved permanent contact under strong vibrating conditions.

General ordering data

Type	VSPC LOCKING CLIP	Version
Order No.	1317340000	Fastening element, Latches
GTIN (EAN)	4050118121179	
Qty.	100 pc(s).	

Plus



The Dekafix (DEK) marker is the universal marker for all conductor and plug-in connectors as well as for electronic sub-assemblies. The system is ideal for short number sequences and covers a wide range of ready-printed markers.

Strips for fast installation in only one work step. The printing is easy to read, rich in contrast and available in various widths.

- Large range of ready-to-use markers
- Strips for fast installation
- Terminal markers, suitable for all Weidmüller cable connectors
- Available as blank MultiCard or with standard printing

For custom printing: Please send us a file of our labeling software M-Print PRO or M-Print PRO Online (without installation) for your labeling specifications.

General ordering data

Type	DEK 5/5 PLUS MC NE WS	Version
Order No.	1854490000	Dekafix, Terminal marker, 5 x 5 mm, Pitch in mm (P): 5.00
GTIN (EAN)	4032248393596	Weidmueller, white
Qty.	1,000 pc(s).	

VSPC 1CL PW 24V

Weidmüller Interface GmbH & Co. KG

Klingenbergstraße 26

D-32758 Detmold

Germany

www.weidmueller.com

Accessories

V-TEST testing device for VSPC



V-TEST

- Testing device for checking the protective function of the pluggable overvoltage protection PU I, PU II and VSPC series
- Device for implementing the IEC 62305 standard (regarding periodic testing)
- Easy-to-use device with integrated battery set for on-site measurements
- LCD results display
- Menu in two languages
- Including a protective bag and power supply
- User friendly navigation in German and English

The V-TEST is a compact, portable test instrument for the plug-in surge protectors VARITECTOR (VSPC) and the surge protectors for the power supply line PU I and PU II. Using this instrument Weidmüller overvoltage protectors can be tested for their protective function in line with the testing schedules laid down in IEC 62305-3 (DIN VDE 0185 part 3). In a display with background illumination, the test result is indicated with "OK" or "Not OK".

General ordering data

Type	V-TEST	Version
Order No.	8951860000	Lightning and surge protection, Testing device
GTIN (EAN)	4032248743100	
Qty.	1 pc(s).	

Direct earthing



Base element for the pluggable VSPC arrester, integrated PE foot in impedance-neutral VSPC BASE. Can safely discharge up to 20 kA (8/20 µs) and 2.5 kA (10/350 µs) to the PE.

General ordering data

Type	VSPC BASE 1CL PW	Version
Order No.	1070230000	Surge protection, Flange-mounted housing, Flange-mounted housing
GTIN (EAN)	4032248826049	
Qty.	1 pc(s).	