

RCI374AB2**Weidmüller Interface GmbH & Co. KG**

Klingenbergstraße 26

D-32758 Detmold

Germany

www.weidmueller.com**Product image**

Similar to illustration

Individual relays within the RIDERSERIES RCI

- 1 CO contact
- DC coils
- With integrated status LED, free-wheeling diode and test button

General ordering data

Version	RIDERSERIES RCI, Relay, Number of contacts: 1, CO contact AgNi, Rated control voltage: 12 V DC, Continuous current: 16 A, Plug-in connection, Test button available: Yes
Order No.	8870240000
Type	RCI374AB2
GTIN (EAN)	4032248613618
Qty.	10 pc(s).
Delivery status	This article will no longer be available in the future.
Available until	2024-10-31
Alternative product	7760056314

Creation date May 15, 2024 12:18:48 AM CEST

RCI374AB2

Weidmüller Interface GmbH & Co. KG

Klingenbergstraße 26

D-32758 Detmold

Germany

www.weidmueller.com

Technical data

Dimensions and weights

Depth	26.7 mm	Depth (inches)	1.051 inch
Height	29 mm	Height (inches)	1.142 inch
Width	13 mm	Width (inches)	0.512 inch
Net weight	17.1 g		

Temperatures

Storage temperature	-40 °C...85 °C	Operating temperature	-40 °C...70 °C
Humidity	40 °C / 93 % rel. humidity, no condensation		

Rated data UL

Certificate No. (cURus)	E522350
-------------------------	---------

Control side

Rated control voltage	12 V DC	Rated current DC	34.2 mA
Power rating	410 mW	Coil resistance	360 Ω ± 10 %
Coil tolerance	10 %	Status indicator	Green LED
Protective circuit	Free-wheeling diode		

Load side

Rated switching voltage	240 V AC	Continuous current	16 A
Max. switching frequency at rated load	0.1 Hz	Max. switching voltage, AC	250 V
Inrush current	30 A / 4 s	AC switching capacity (resistive), max.	4000 VA
DC switching capacity (resistive), max.	384 W @ 24 V	Switch-on delay	≤ 8 ms
Switch-off delay	≤ 6 ms	Contact type	1 CO contact (AgNi)
Mechanical service life	AC coil 5 x 10 ⁶ switching cycles, DC coil 10 x 10 ⁶ switching cycles	Min. switching power	1 mA @ 24 V, 10 mA @ 12 V, 100 mA @ 5 V

General data

Test button available	Yes	Version of test button	lockable, just when removing the detend lock, Momentary test button
Mechanical switch position indicator	Yes	Colour	Transparent
UL 94 flammability rating	V-2		

Insulation coordination

Rated voltage	250 V	Pollution severity	2
Surge voltage category	III	Insulating material group	IIIa
Clearance and creepage distances for control side - load side	≥ 8 mm	Dielectric strength for control side - load side	5 kV _{eff} / 1 min
Dielectric strength of open contact	1 kV _{eff} / 1 min	Impulse withstand voltage	5 kV (1.2/50 μs)

Further details of approvals / standards

Certificate No. (CSA)	249409-2426937	Certificate No. (VDE)	40018043
Certificate No. (cURus)	E522350		

RCI374AB2

Weidmüller Interface GmbH & Co. KG

Klingenbergstraße 26

D-32758 Detmold

Germany

www.weidmueller.com

Technical data

Connection data

Wire connection method	Plug-in connection	Pitch in mm (P)	5 mm
------------------------	--------------------	-----------------	------

Classifications

ETIM 6.0	EC001437	ETIM 7.0	EC001437
ETIM 8.0	EC001437	ETIM 9.0	EC001437
ECLASS 9.0	27-37-16-01	ECLASS 9.1	27-37-16-01
ECLASS 10.0	27-37-16-01	ECLASS 11.0	27-37-16-01
ECLASS 12.0	27-37-16-01	ECLASS 13.0	27-37-16-01

Environmental Product Compliance

REACH SVHC	Lead 7439-92-1
------------	----------------

Approvals

Approvals



ROHS	Conform
UL File Number Search	UL Website
Certificate No. (cURus)	E522350

Downloads

Approval/Certificate/Document of Conformity	EU Konformitätserklärung / EU Declaration of Conformity
Engineering Data	CAD data – STEP
Product Change Notification	20220511 Product consolidation RIDERSERIES RCI relays 20220511 Produktkonsolidierung RIDERSERIES RCI Relais
Catalogues	Catalogues in PDF-format
Brochures	

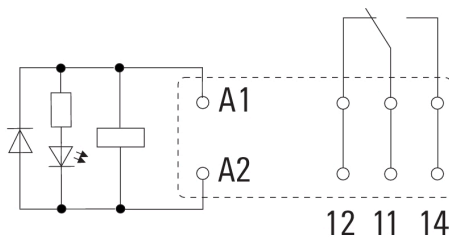
RCI374AB2

Weidmüller Interface GmbH & Co. KG
 Klingenbergstraße 26
 D-32758 Detmold
 Germany

www.weidmueller.com

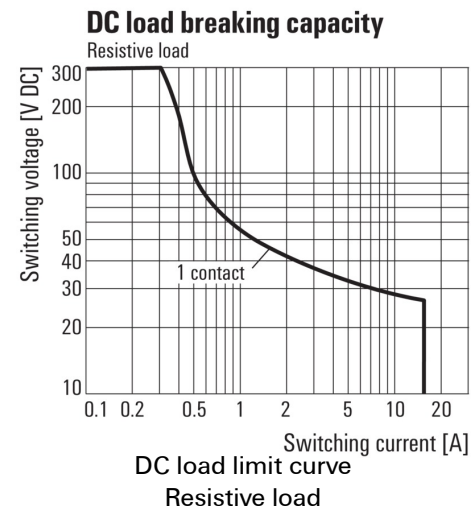
Drawings

Wiring diagram

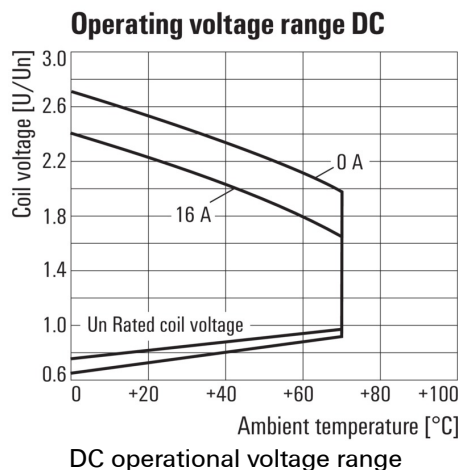


View of Pins from below

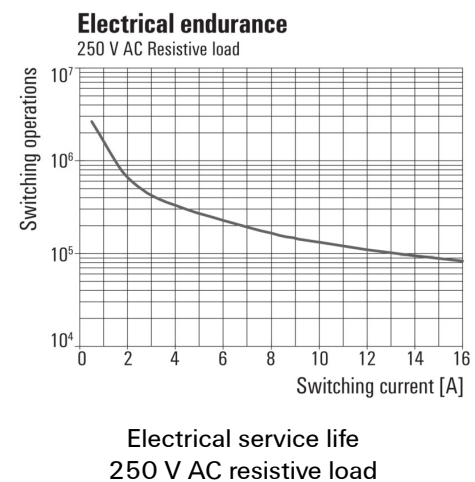
Graph



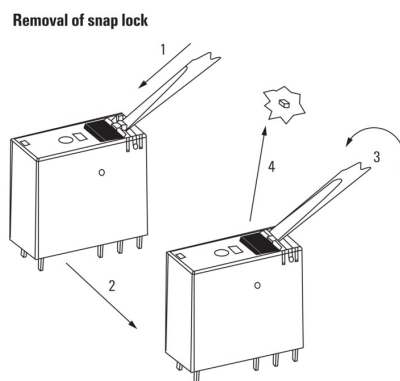
Graph



Graph

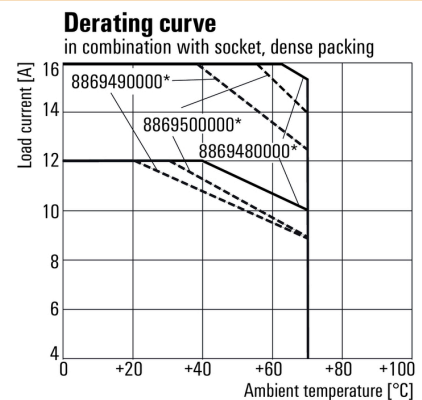


Dimensional drawing



Detailed drawing
Removal of the test button detent lock

Derating curve



* For full continuous current (16 A), the wire terminals 11 with 21, 12 with 22 and 14 with 24 must be bridged with a wire $\geq 1.5 \text{ mm}^2$ at the socket.

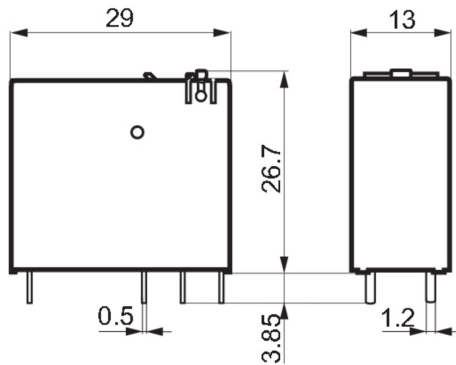
Relay in combination with base

RCI374AB2
Weidmüller Interface GmbH & Co. KG

Klingenbergstraße 26

D-32758 Detmold

Germany

www.weidmueller.com
Drawings
Dimensional drawing

Miscellaneous

		RCI						
Type							Coil voltage	
RIDER Control Industrial							012	12 V DC
							024	24 V DC
							048	48 V DC
							110	110 V DC
							AB2	12 V DC + LED + diode
							AC4	24 V DC + LED + diode
							AE8	48 V DC + LED + diode
							BB0	110 V DC + LED + diode
							524	24 V AC
							615	115 V AC
							730	230 V AC
							R24	24 V AC + LED
							S15	115 V AC + LED
							T30	230 V AC + LED

Type codes