

**RCI424AB2****Weidmüller Interface GmbH & Co. KG**

Klingenbergstraße 26

D-32758 Detmold

Germany

[www.weidmueller.com](http://www.weidmueller.com)**Product image**

Similar to illustration

Individual relays within the RIDERSERIES RCI

- 2 CO contacts
- DC coils
- With integrated status LED and free-wheeling diode

**General ordering data**

Version	RIDERSERIES RCI, Relay, Number of contacts: 2, CO contact AgNi, Rated control voltage: 12 V DC, Continuous current: 8 A, Plug-in connection, Test button available: No
Order No.	<a href="#">8870170000</a>
Type	RCI424AB2
GTIN (EAN)	4032248613533
Qty.	10 pc(s).
Delivery status	<b>This article will no longer be available in the future.</b>
Available until	2024-10-31
Alternative product	<a href="#">7760056335</a>

Creation date May 15, 2024 5:07:49 PM CEST

## RCI424AB2

Weidmüller Interface GmbH &amp; Co. KG

Klingenbergstraße 26

D-32758 Detmold

Germany

www.weidmueller.com

## Technical data

## Dimensions and weights

Depth	25.6 mm	Depth (inches)	1.008 inch
Height	29 mm	Height (inches)	1.142 inch
Width	13 mm	Width (inches)	0.512 inch
Net weight	16.5 g		

## Temperatures

Storage temperature	-40 °C...85 °C	Operating temperature	-40 °C...70 °C
Humidity	40 °C / 93 % rel. humidity, no condensation		

## Rated data UL

Certificate No. (cURus)	E522350
-------------------------	---------

## Control side

Rated control voltage	12 V DC	Rated current DC	34.2 mA
Power rating	410 mW	Coil resistance	360 Ω ± 10 %
Coil tolerance	10 %	Status indicator	Green LED
Protective circuit	Free-wheeling diode		

## Load side

Rated switching voltage	240 V AC	Continuous current	8 A
Max. switching frequency at rated load	0.1 Hz	Max. switching voltage, AC	250 V
Inrush current	15 A / 4 s	AC switching capacity (resistive), max.	2000 VA
DC switching capacity (resistive), max.	192 W @ 24 V	Switch-on delay	≤ 10 ms
Switch-off delay	≤ 6 ms	Contact type	2 CO contact (AgNi)
Mechanical service life	AC coil 5 x 10 <sup>6</sup> switching cycles, DC coil 10 x 10 <sup>6</sup> switching cycles	Min. switching power	1 mA @ 24 V, 10 mA @ 12 V, 100 mA @ 5 V

## General data

Test button available	No	Mechanical switch position indicator	No
Colour	Transparent	UL 94 flammability rating	V-2

## Insulation coordination

Rated voltage	250 V	Pollution severity	2
Surge voltage category	III	Insulating material group	IIIa
Clearance and creepage distances for control side - load side	≥ 8 mm	Dielectric strength for control side - load side	5 kV <sub>eff</sub> / 1 min
Dielectric strength of neighbouring con- tacts	2.5 kV <sub>eff</sub> / 1 Min.	Dielectric strength of open contact	1 kV <sub>eff</sub> / 1 min
Impulse withstand voltage	5 kV (1.2/50 μs)		

## Further details of approvals / standards

Certificate No. (CSA)	249409-2426937	Certificate No. (VDE)	40018043
Certificate No. (cURus)	E522350		

## RCI424AB2

Weidmüller Interface GmbH &amp; Co. KG

Klingenbergstraße 26

D-32758 Detmold

Germany

www.weidmueller.com

## Technical data

## Connection data

Wire connection method	Plug-in connection	Pitch in mm (P)	5 mm
------------------------	--------------------	-----------------	------

## Classifications

ETIM 6.0	EC001437	ETIM 7.0	EC001437
ETIM 8.0	EC001437	ETIM 9.0	EC001437
ECLASS 9.0	27-37-16-01	ECLASS 9.1	27-37-16-01
ECLASS 10.0	27-37-16-01	ECLASS 11.0	27-37-16-01
ECLASS 12.0	27-37-16-01	ECLASS 13.0	27-37-16-01

## Environmental Product Compliance

REACH SVHC	Lead 7439-92-1
------------	----------------

## Approvals

Approvals



ROHS	Conform
UL File Number Search	UL Website
Certificate No. (cURus)	E522350

## Downloads

Approval/Certificate/Document of Conformity	<a href="#">EU Konformitätserklärung / EU Declaration of Conformity</a>
Engineering Data	<a href="#">CAD data – STEP</a>
Product Change Notification	<a href="#">20220511 Product consolidation RIDERSERIES RCI relays</a> <a href="#">20220511 Produktkonsolidierung RIDERSERIES RCI Relais</a>
Catalogues	<a href="#">Catalogues in PDF-format</a>
Brochures	

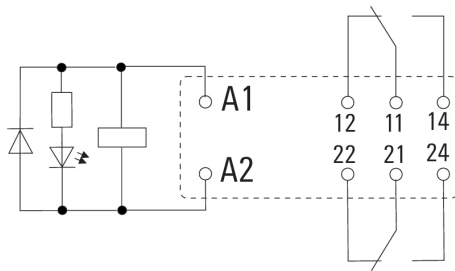
## RCI424AB2

**Weidmüller Interface GmbH & Co. KG**  
Klingenbergstraße 26  
D-32758 Detmold  
Germany

[www.weidmueller.com](http://www.weidmueller.com)

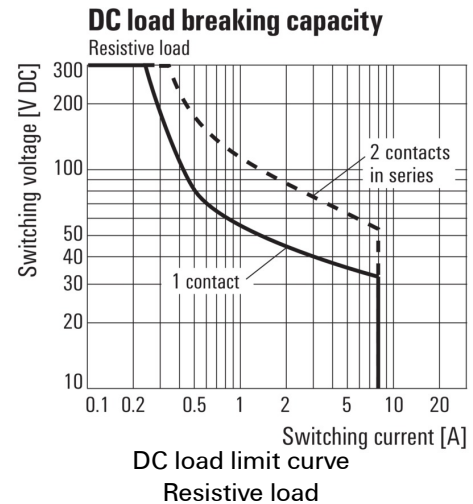
## Drawings

### Wiring diagram

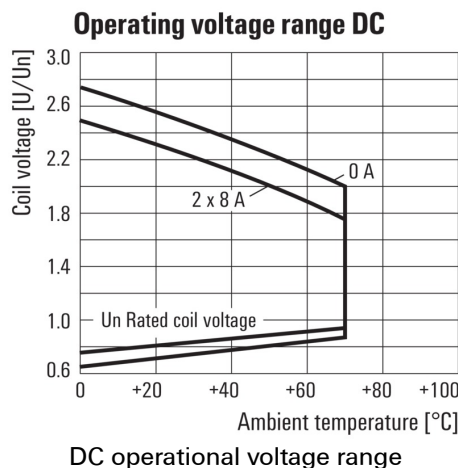


View of Pins from below

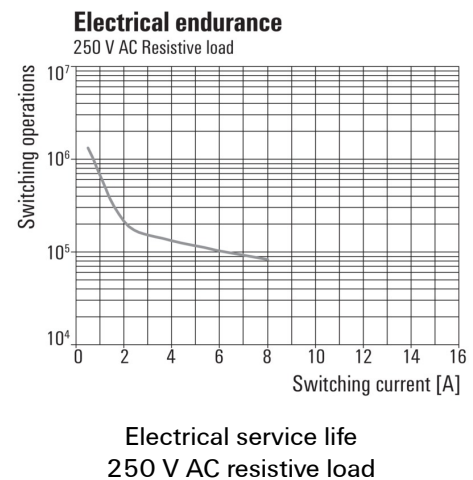
### Graph



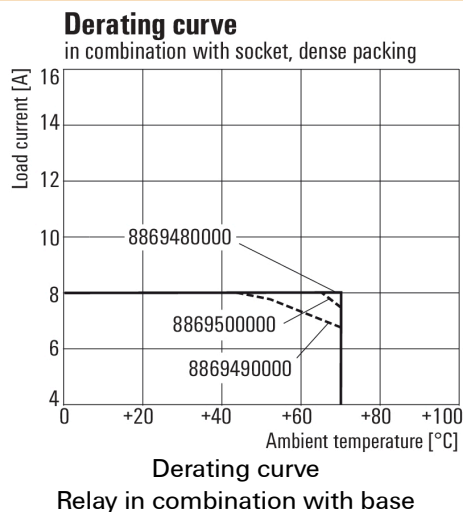
### Graph



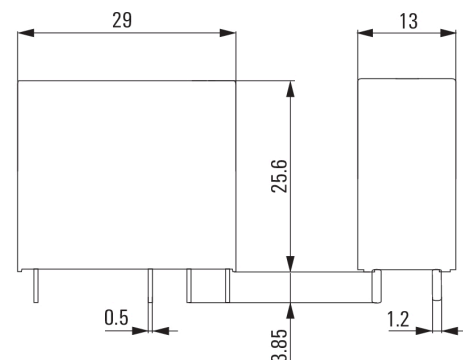
### Graph



### Graph



### Dimensional drawing



## RCI424AB2

Weidmüller Interface GmbH &amp; Co. KG

Klingenbergstraße 26

D-32758 Detmold

Germany

www.weidmueller.com

## Drawings

## Miscellaneous

		RCI						
<b>Type</b>							<b>Coil voltage</b>	
RIDER Control Industrial							012	12 V DC
<b>Type of construction</b>							024	24 V DC
3	16 A pinning 5 mm						048	48 V DC
4	8 A, pinning 5mm						110	110 V DC
<b>Type of contact</b>							AB2	12 V DC + LED + diode
1	1 CO without push button						AC4	24 V DC + LED + diode
2	2 CO without push button						AE8	48 V DC + LED + diode
7	1 CO with push button						BB0	110 V DC + LED + diode
8	2 CO with push button						524	24 V AC
<b>Contact material</b>							615	115 V AC
4	AgNi 90/10						730	230 V AC
							R24	24 V AC + LED
							S15	115 V AC + LED
							T30	230 V AC + LED

Type codes