


**ZDK 4-2****Weidmüller Interface GmbH & Co. KG**

Klingenbergstraße 26

D-32758 Detmold

Germany

[www.weidmueller.com](http://www.weidmueller.com)**Product image**

To feed through power, signal, and data is the classical requirement in electrical engineering and panel building. The insulating material, the connection system and the design of the terminal blocks are the differentiating features. A feed-through terminal block is suitable for joining and/or connecting one or more conductors. They could have one or more connection levels that are on the same potential or insulated against one another.

**General ordering data**

Version	Feed-through terminal, Double-tier terminal, Tension-clamp connection, 4 mm <sup>2</sup> , 800 V, 32 A, dark beige
Order No.	<a href="#">8670750000</a>
Type	ZDK 4-2
GTIN (EAN)	4032248422012
Qty.	50 pc(s).

## ZDK 4-2

Weidmüller Interface GmbH &amp; Co. KG

Klingenbergstraße 26

D-32758 Detmold

Germany

www.weidmueller.com

## Technical data

## Dimensions and weights

Depth	60 mm	Depth (inches)	2.362 inch
Depth including DIN rail	61 mm	Height	77.6 mm
Height (inches)	3.055 inch	Width	6.1 mm
Width (inches)	0.24 inch	Net weight	15.8 g

## Temperatures

Storage temperature	-25 °C...55 °C	Continuous operating temp., min.	-50 °C
Continuous operating temp., max.	120 °C		

## Material data

Material	Wemid	Colour	dark beige
UL 94 flammability rating	V-0		

## System specifications

Version	Tension-clamp connection, for plug-in cross-connector, One end without connector	End cover plate required	Yes
Number of levels	2	Number of clamping points per level	2
Levels cross-connected internally	Yes	PE connection	No
Rail	TS 35		

## Additional technical data

Explosion-tested version	No	Open sides	right
Type of mounting	Snap-on		

## CSA rating data

Certificate No. (CSA)	200039-1236167	Current size C (CSA)	30 A
Voltage size C (CSA)	600 V	Wire cross section max. (CSA)	10 AWG
Wire cross section min. (CSA)	26 AWG		

## Conductors for clamping (additional connection)

Connection type, additional connection Tension-clamp connection

## Conductors for clamping (rated connection)

Blade size	0.6 x 3.5 mm
Clamping range, max.	6 mm <sup>2</sup>
Clamping range, min.	0.13 mm <sup>2</sup>
Connection cross-section, finely stranded, max.	6 mm <sup>2</sup>
Connection cross-section, finely stranded, min.	0.5 mm <sup>2</sup>
Connection direction	Inclined / angled
Gauge to IEC 60947-1	A3
Number of connections	4
Stripping length	10 mm

## ZDK 4-2

Weidmüller Interface GmbH &amp; Co. KG

Klingenbergstraße 26

D-32758 Detmold

Germany

www.weidmueller.com

## Technical data

Tube length for twin wire-end ferrule	Tube length	max.	12 mm
		min.	8 mm
	Cross-section for conductor connection	nominal	0.5 mm <sup>2</sup>
	Tube length	max.	12 mm
Tube length for wire-end ferrule with plastic collar DIN 46228/4		min.	8 mm
	Cross-section for conductor connection	nominal	0.75 mm <sup>2</sup>
	Tube length	max.	10 mm
		min.	8 mm
	Cross-section for conductor connection	nominal	0.5 mm <sup>2</sup>
	Tube length	max.	12 mm
		min.	6 mm
	Cross-section for conductor connection	nominal	0.75 mm <sup>2</sup>
	Tube length	max.	12 mm
		min.	6 mm
	Cross-section for conductor connection	nominal	1 mm <sup>2</sup>
	Tube length	max.	12 mm
		min.	8 mm
	Cross-section for conductor connection	nominal	1.5 mm <sup>2</sup>
	Tube length	max.	12 mm
		min.	8 mm
	Cross-section for conductor connection	nominal	2.5 mm <sup>2</sup>
	Tube length	max.	12 mm
		min.	10 mm
	Cross-section for conductor connection	nominal	4 mm <sup>2</sup>
Tube length for wire-end ferrule without plastic collar DIN 46228/1	Tube length	nominal	10 mm
	Cross-section for conductor connection	nominal	0.5 mm <sup>2</sup>
	Tube length	nominal	10 mm
	Cross-section for conductor connection	nominal	0.75 mm <sup>2</sup>
	Tube length	nominal	10 mm
	Cross-section for conductor connection	nominal	1 mm <sup>2</sup>
	Tube length	max.	12 mm
		min.	10 mm
	Cross-section for conductor connection	nominal	1.5 mm <sup>2</sup>
	Tube length	max.	12 mm
		min.	10 mm
	Cross-section for conductor connection	nominal	2.5 mm <sup>2</sup>
	Tube length	nominal	12 mm
	Cross-section for conductor connection	nominal	4 mm <sup>2</sup>
Twin wire-end ferrules, max.	1.5 mm <sup>2</sup>		
Twin wire-end ferrules, min.	0.5 mm <sup>2</sup>		
Type of connection	Tension-clamp connection		
Type of connection 2	Tension-clamp connection		
Wire connection cross section, finely stranded, max.	4 mm <sup>2</sup>		
Wire connection cross section, finely stranded, min.	0.5 mm <sup>2</sup>		
Wire connection cross-section, finely stranded with wire-end ferrules DIN 46228/1, max.	4 mm <sup>2</sup>		
Wire connection cross-section, finely stranded with wire-end ferrules DIN 46228/1, min.	0.5 mm <sup>2</sup>		
Wire connection cross-section, solid core, max.	6 mm <sup>2</sup>		
Wire connection cross-section, solid core, min.	0.5 mm <sup>2</sup>		

## ZDK 4-2

Weidmüller Interface GmbH &amp; Co. KG

Klingenbergstraße 26

D-32758 Detmold

Germany

www.weidmueller.com

## Technical data

## Dimensions

TS 35 offset	32.5 mm
--------------	---------

## General

Rail	TS 35	Standards	IEC 60947-7-1
------	-------	-----------	---------------

## Rating data

Rated cross-section	4 mm <sup>2</sup>	Rated voltage	800 V
Rated DC voltage	800 V	Rated current	32 A
Current at maximum wires	32 A	Standards	IEC 60947-7-1
Volume resistance according to IEC 60947-7-x	1 mΩ	Rated impulse withstand voltage	8 kV
Power loss in accordance with IEC 60947-7-x	1.02 W	Pollution severity	3

## UL rating data

Certificate No. (UR)	E60693	Conductor size Factory wiring max. (UR)	10 AWG
Conductor size Factory wiring min. (UR)	26 AWG	Conductor size Field wiring max. (UR)	10 AWG
Conductor size Field wiring min. (UR)	26 AWG	Current size C (UR)	25 A
Voltage size C (UR)	600 V		

## Classifications

ETIM 6.0	EC000897	ETIM 7.0	EC000897
ETIM 8.0	EC000897	ETIM 9.0	EC000897
ECLASS 9.0	27-14-11-20	ECLASS 9.1	27-14-11-20
ECLASS 10.0	27-14-11-20	ECLASS 11.0	27-14-11-20
ECLASS 12.0	27-14-11-20	ECLASS 13.0	27-25-01-02

## Approvals

Approvals



ROHS	Conform
UL File Number Search	UL Website
Certificate No. (UR)	E60693

## Downloads

Approval/Certificate/Document of Conformity	<a href="#">Declaration of Conformity</a> <a href="#">UKCA declaration of conformity</a> <a href="#">Confirmation of Standards EN 45545-2_2020-10</a>
Engineering Data	<a href="#">CAD data – STEP</a>
Engineering Data	<a href="#">Zuken E3.S</a>
User Documentation	<a href="#">Storage Conditions</a> <a href="#">Terminal Blocks</a>
Catalogues	<a href="#">Catalogues in PDF-format</a>
Brochures	

**ZDK 4-2**

**Weidmüller Interface GmbH & Co. KG**  
Klingenbergstraße 26  
D-32758 Detmold  
Germany

[www.weidmueller.com](http://www.weidmueller.com)

**Drawings**

---

---

---

## ZDK 4-2

Weidmüller Interface GmbH &amp; Co. KG

Klingenbergstraße 26

D-32758 Detmold

Germany

www.weidmueller.com

## Accessories

4 mm<sup>2</sup>

The plug-in cross-connections feature easy handling and quick installation. This saves a great deal of time during installation in comparison with screwed solutions.

## General ordering data

Type	ZQV 4/6 GE	Version
Order No.	<a href="#">1608990000</a>	Accessories, Cross-connector, 32 A
GTIN (EAN)	4008190263263	
Qty.	20 pc(s).	
Type	ZQV 4/9 GE	Version
Order No.	<a href="#">1609020000</a>	Accessories, Cross-connector, 32 A
GTIN (EAN)	4008190263294	
Qty.	20 pc(s).	
Type	ZQV 4/3 GE	Version
Order No.	<a href="#">1608960000</a>	Accessories, Cross-connector, 32 A
GTIN (EAN)	4008190263232	
Qty.	60 pc(s).	
Type	ZQV 4/8 GE	Version
Order No.	<a href="#">1609010000</a>	Accessories, Cross-connector, 32 A
GTIN (EAN)	4008190263287	
Qty.	20 pc(s).	
Type	ZQV 4/2 GE	Version
Order No.	<a href="#">1608950000</a>	Accessories, Cross-connector, 32 A
GTIN (EAN)	4008190263225	
Qty.	60 pc(s).	
Type	ZQV 4/4 GE	Version
Order No.	<a href="#">1608970000</a>	Accessories, Cross-connector, 32 A
GTIN (EAN)	4008190263249	
Qty.	60 pc(s).	
Type	ZQV 4/5 GE	Version
Order No.	<a href="#">1608980000</a>	Accessories, Cross-connector, 32 A
GTIN (EAN)	4008190263256	
Qty.	20 pc(s).	
Type	ZQV 4/7 GE	Version
Order No.	<a href="#">1609000000</a>	Accessories, Cross-connector, 32 A
GTIN (EAN)	4008190263270	
Qty.	20 pc(s).	
Type	ZQV 4/10 GE	Version
Order No.	<a href="#">1609030000</a>	Accessories, Cross-connector, 32 A
GTIN (EAN)	4008190263300	
Qty.	20 pc(s).	

## ZDK 4-2

Weidmüller Interface GmbH &amp; Co. KG

Klingenbergstraße 26

D-32758 Detmold

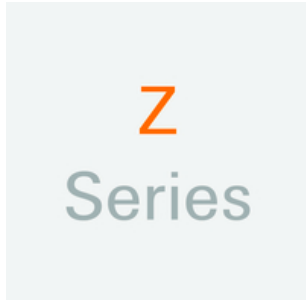
Germany

www.weidmueller.com

## Accessories

Type	ZQV 4/20 GE	Version
Order No.	<a href="#">1909010000</a>	Z-series, Cross-connector, For the terminals, Number of poles: 20
GTIN (EAN)	4032248535637	
Qty.	20 pc(s).	

## Z-Series



Warning covers with a flash symbol provide more safety for man and machine. They are used where external voltage must be indicated within the application.

## General ordering data

Type	ZAD 1/4	Version
Order No.	<a href="#">1609110000</a>	Z-series, Cover
GTIN (EAN)	4008190190910	
Qty.	20 pc(s).	

## Marker holder



The marker holder offer the possibility of additional mounting of standard markers with a pitch of 5 or 5.1 mm. The angled holders can be optionally snapped together and could be mounted in all standard marking channels of the Klippon® Connect modular terminal blocks. Fitting marker types could be found under the respective accessories of the designation marking holder.

## General ordering data

Type	BZT 1 WS 10/5	Version
Order No.	<a href="#">1805490000</a>	Accessories, Marker holder
GTIN (EAN)	4032248270231	
Qty.	100 pc(s).	

Type	BZT 1 ZA WS 10/5	Version
Order No.	<a href="#">1805520000</a>	Accessories, Marker holder
GTIN (EAN)	4032248270248	
Qty.	100 pc(s).	

## ZDK 4-2

Weidmüller Interface GmbH &amp; Co. KG

Klingenbergstraße 26

D-32758 Detmold

Germany

[www.weidmueller.com](http://www.weidmueller.com)

## Accessories

## Z-Series




Z  
Series

Weidmüller's range of products includes end brackets that guarantee a permanent, reliable mounting on the terminal rail and prevent sliding. Versions with and without screws are available. The end brackets include marking options, also for group markers, and also a test plug holder.

## General ordering data

Type	ZEW 35	Version
Order No.	<a href="#">9540000000</a>	End bracket, Wemid, dark beige, Rail: TS 35, Snap-on
GTIN (EAN)	4008190956264	
Qty.	20 pc(s).	

4 mm<sup>2</sup>

4  
mm<sup>2</sup>

End plates are fitted to the open side of the last modular terminal before the end bracket. The use of an end plate ensures the function of the modular terminal and the specified rated voltage. It guarantees protection against contact with live parts and makes the final terminal finger-proof.

## General ordering data

Type	ZAP ZDK 4-2 OR	Version
Order No.	<a href="#">8704430000</a>	Z-series, End plate
GTIN (EAN)	4032248375394	
Qty.	50 pc(s).	

Type	ZAP/TW ZDK4-2	Version
Order No.	<a href="#">8670760000</a>	Z-series, End plate, Partition plate
GTIN (EAN)	4032248337415	
Qty.	50 pc(s).	



## ZDK 4-2

Weidmüller Interface GmbH &amp; Co. KG

Klingenbergstraße 26

D-32758 Detmold

Germany

[www.weidmueller.com](http://www.weidmueller.com)

## Accessories

## Slotted screwdriver

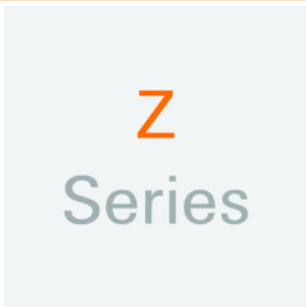


VDE insulated screwdriver sets, for working on live parts up to 1000 V AC and 1500 V DC, DIN EN 60900. IEC 900. Each piece is "GS" safety tested. Blade made from fully hardened, high-alloy chromium-vanadium-molybdenum steel, gun-metal finish.

## General ordering data

Type	SDIS SLIM 0.6X3.5X100	Version
Order No.	<a href="#">2749610000</a>	Mounting tool, Blade width (B): 3.5 mm, Blade length: 100 mm, Blade
GTIN (EAN)	4050118896350	thickness (A): 0.6 mm
Qty.	1 pc(s).	

## Z-Series



Test adapters and test plugs are used for the electrical connection between terminal blocks and the test equipment. In this way, an electrical contact can be established in the wired state and measurements can be done easily.

## General ordering data

Type	ZTA 6/ZA	Version
Order No.	<a href="#">1780660000</a>	Accessories, Test adapter, 17.5 A
GTIN (EAN)	4032248180189	
Qty.	25 pc(s).	

## ZDK 4-2

Weidmüller Interface GmbH &amp; Co. KG

Klingenbergstraße 26

D-32758 Detmold

Germany

[www.weidmueller.com](http://www.weidmueller.com)

## Accessories

## Custom printing



The Dekafix (DEK) marker is the universal marker for all conductor and plug-in connectors as well as for electronic sub-assemblies. The system is ideal for short number sequences and covers a wide range of ready-printed markers.

Strips for fast installation in only one work step. The printing is easy to read, rich in contrast and available in various widths.

- Large range of ready-to-use markers
- Strips for fast installation
- Terminal markers, suitable for all Weidmüller cable connectors
- Available as blank MultiCard or with standard printing

**For custom printing:** Please send us a file of our labeling software M-Print PRO or M-Print PRO Online (without installation) for your labeling specifications.

## General ordering data

Type	DEK 5/6 MC SDR	Version
Order No.	<a href="#">1609830000</a>	Dekafix, Terminal marker, 5 x 6 mm, Pitch in mm (P): 6.00
GTIN (EAN)	4008190456603	Weidmueller, To customer specification
Qty.	200 pc(s).	