MCZ VFC 0-10V

Weidmüller Interface GmbH & Co. KG
Klingenbergstraße 26
D-32758 Detmold
Germany

www.weidmueller.com

Product image



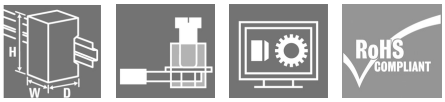

MCZ: The smallest solution

- The smallest analogue signal converter in terminal block format on the market
- Space-saving conversion of analogue signals in the control cabinet thanks to the slim, 6 mm wide module width
- Simple wiring with plug-in cross-connectors

General ordering data

Version	DC/f transformer, Input : 0-10 V, Output frequency: 0...1/ 4/ 8/ 16 kHz
Order No.	8461470000
Type	MCZ VFC 0-10V
GTIN (EAN)	4032248037773
Qty.	10 pc(s).

MCZ VFC 0-10V

Weidmüller Interface GmbH & Co. KG
Klingenbergstraße 26
D-32758 Detmold
Germany

www.weidmueller.com

Technical data

Dimensions and weights

Depth	63.2 mm	Depth (inches)	2.488 inch
Width	6 mm	Width (inches)	0.236 inch
Length	91 mm	Length (inches)	3.583 inch
Net weight	28.4 g		

Temperatures

Storage temperature	-20 °C...85 °C	Operating temperature	0 °C...60 °C

Probability of failure

SIL in compliance with IEC 61508	None

Input

Input resistance, voltage	100 kΩ	Input voltage	0...10 V
Number of inputs	1		

Output

Load impedance current	≤ 600 Ω	Number of outputs	1
Output current	max. 20 mA	Output frequency	0...1/ 4/ 8/ 16 kHz
Output level	PNP, Ub-0.7 V		

General data

Accuracy	0.2 % v. FSR	Configuration	DIP switch
Current consumption	14 mA without load	Galvanic isolation	between input / output / supply
Long-term drift	0	Rail	TS 35
Temperature coefficient	≤ 250 ppm/K	Voltage supply	24 V DC ± 10 %

Insulation coordination

EMC standards	EN 55011, EN 61000-6	Galvanic isolation	between input / output / supply
Impulse withstand voltage	1.5 kV	Insulation voltage	1 kV DC
Insulation voltage input or output/rail	4 kV_{eff} / 1 min.	Pollution severity	2
Rated voltage	100 V	Surge voltage category	III
Test voltage	0.3 kV		

MCZ VFC 0-10V

Weidmüller Interface GmbH & Co. KG
Klingenbergstraße 26
D-32758 Detmold
Germany

www.weidmueller.com

Technical data

Connection data

Type of connection	Tension-clamp connection	Clamping range, rated connection	1.5 mm²
Clamping range, min.	0.5 mm²	Clamping range, max.	1.5 mm²
Wire connection cross section AWG, min.	AWG 26	Wire connection cross section AWG, max.	AWG 16
Wire cross-section, solid, min.	0.5 mm²	Wire cross-section, solid, max.	1.5 mm²
Wire cross-section, solid, min. (AWG)	AWG 26	Wire cross-section, solid, max. (AWG)	AWG 16
Wire connection cross section, finely stranded, min.	0.5 mm²	Wire connection cross section, finely stranded, max.	1.5 mm²
Wire cross-section, finely stranded, min. (AWG)	AWG 26	Wire cross-section, finely stranded, max. (AWG)	AWG 16
Wire connection cross-section, finely stranded with wire-end ferrules DIN 46228/4, min.	0.5 mm²	Wire connection cross-section, finely stranded with wire-end ferrules DIN 46228/4, max.	1.5 mm²
Conductor cross-section, flexible, AEH (DIN 46228-1), min.	0.5 mm²	Conductor cross-section, flexible, AEH (DIN 46228-1), max.	1.5 mm²

Classifications

ETIM 6.0	EC002918	ETIM 7.0	EC002918
ETIM 8.0	EC002918	ETIM 9.0	EC002918
ECLASS 9.0	27-21-01-28	ECLASS 9.1	27-21-01-28
ECLASS 10.0	27-21-01-28	ECLASS 11.0	27-21-01-28
ECLASS 12.0	27-21-01-28	ECLASS 13.0	27-21-01-28

MCZ VFC 0-10V

Weidmüller Interface GmbH & Co. KG
Klingenbergstraße 26
D-32758 Detmold
Germany

www.weidmueller.com

Technical data

Tender specification sheets

Long specification	Short specification
DC/f converter for converting a 0...10 V standard signal to 0...1/ 4/ 8/ 16 kHz, configured with DIP switches **DC/f converter in 6 mm width with external power supply for transmitting and converting a 0...10 V standard signal into a proportional 0...1/ 4/ 8/ 16 kHz rectangular frequency.** **The input and output circuits are electrically isolated.** **Add-on housing for TS35 rail mounting** **Dimensions: L/W/H 91/ 6/ 63.2 mm** **Tension-clamp connection / Nominal cross-section 1.5 mm^2** **Protection degree: IP 20** **Input** **0...10 V** **Output** **0...1 kHz/ 4 kHz/ 8 kHz/ 16 kHz** **PNP: UB - 0.7V / max. 20 mA** **Transmission error < 0,2 % v. E.** **Temperature coefficient < 250 ppm K** **Auxiliary power** **24 V DC +/- 10 %** **Ambient temperature range** **0°C...+50 °C** **Isolation** **1.5 kV** **Rated voltage 100 V** **Overvoltage category III** **pollution degree 2**	**DC/f converter for converting a 0...10 V standard signal to 0...1/ 4/ 8/ 16 kHz, configured with DIP switches** **DC/f converter in 6 mm width with external power supply, for transmitting and converting a 0...10 V standard signals into a proportional 0...1/ 4/ 8/ 16 kHz rectangular frequency.** **The input and output circuits are electrically isolated.**
Type **CZ VFC 0-10V**	**M-**

MCZ VFC 0-10V

Weidmüller Interface GmbH & Co. KG
Klingenbergstraße 26
D-32758 Detmold
Germany

www.weidmueller.com

Technical data

Environmental Product Compliance

REACH SVHC	Lead 7439-92-1
SCIP	c2a21576-d875-4548-ae68-5e7f85ddf0c7

Approvals

Approvals	CE
ROHS	Conform

Downloads

Approval/Certificate/Document of Conformity	Application notes – Declaration of Conformity
Engineering Data	CAD data – STEP
User Documentation	Instruction sheet
Catalogues	Catalogues in PDF-format
Brochures	

MCZ VFC 0-10V

Weidmüller Interface GmbH & Co. KG
Klingenbergstraße 26
D-32758 Detmold
Germany

www.weidmueller.com

Drawings

Connection diagram



Dimensioned drawing

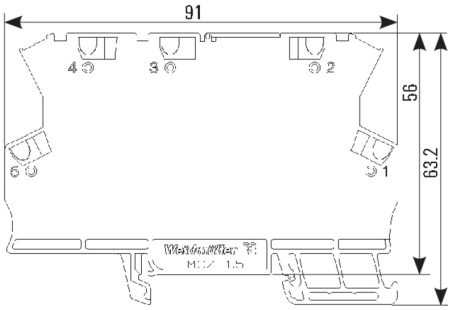

MCZ VFC 0-10V

Weidmüller Interface GmbH & Co. KG
Klingenbergstraße 26
D-32758 Detmold
Germany

www.weidmueller.com

Accessories

SAK-Series

Weidmüller's range of products includes end brackets that guarantee a permanent, reliable mounting on the terminal rail and prevent sliding. Versions with and without screws are available. The end brackets include marking options, also for group markers, and also a test plug holder.

General ordering data

Type	EW 35	Version
Order No.	0383560000	End bracket, Wemid, beige, Rail: TS 35, when screwed in
GTIN (EAN)	4008190181314	
Qty.	50 pc(s).	

AP MCZ 1.5 - End plate

Open miniature housing in modular terminal format with five tension clamp connections. A transparent hinged top plate can be used for labelling and provides access to potentiometer and status displays. Plug-in cross-connectors can be used to interconnect the three top connections. A cover plate for closing off the housing is also available.

General ordering data

Type	AP MCZ1.5 1674	Version
Order No.	8389030000	Small housing, OMNIMATE Housing - TERMINALBOX grey-beige, End
GTIN (EAN)	4008190386849	plate, Width: 1.5 mm
Qty.	50 pc(s).	

MCZ VFC 0-10V

Weidmüller Interface GmbH & Co. KG
Klingenbergstraße 26
D-32758 Detmold
Germany

www.weidmueller.com

Accessories

Blank

WS markers are the perfect match for the W-series connectors. Thanks to their system compatibility, the WS tags can also be used with the I-series and the Z-series. The large marking surfaces do not only permit long character strings but also multi-line text.
WS markers are ideal for labels with long, customised character strings. Thanks to the proven MultiCard format, printing with PrintJet CONNECT oder/or Plotter is possible.
• Can be fitted in strips or individually
• Markers in proven MultiCard format

For custom printing: Please send us a file of our labeling software M-Print PRO or M-Print PRO Online (without installation) for your labeling specifications.

General ordering data

Type	WS 8/6 PLUS MC NE WS	Version
Order No.	1951880000	WS, Terminal marker, 8 x 6 mm, Pitch in mm (P): 6.00 Weidmueller,
GTIN (EAN)	4032248632114	white
Qty.	600 pc(s).	

4 mm²



The plug-in cross-connections feature easy handling and quick installation. This saves a great deal of time during installation in comparison with screwed solutions.

General ordering data

Type	ZQV 4N/3 GE	Version
Order No.	1762630000	W-Series, Cross-connector, 32 A
GTIN (EAN)	4032248169788	
Qty.	60 pc(s).	
Type	ZQV 4N/2 GE	Version
Order No.	1758250000	W-Series, Cross-connector, 32 A
GTIN (EAN)	4032248169795	
Qty.	60 pc(s).	
Type	ZQV 4N/4 GE	Version
Order No.	1762620000	W-Series, Cross-connector, 32 A
GTIN (EAN)	4032248169771	
Qty.	60 pc(s).	