

DRI424615LT**Weidmüller Interface GmbH & Co. KG**

Klingenbergstraße 26

D-32758 Detmold

Germany

www.weidmueller.com**Product image**

Similar to illustration

Individual relays within the D-SERIES DRI

- 2 CO contact
- AC coils
- With integrated status LED and test button

General ordering data

Version	D-SERIES DRI, Relay, Number of contacts: 2, CO contact AgSnO, Rated control voltage: 115 V AC, Continuous current: 5 A, Flat blade connections (2.5 mm x 0.5 mm), Test button available: Yes
Order No.	7760056344
Type	DRI4246 15LT
GTIN (EAN)	6944169739910
Qty.	20 pc(s).

DRI424615LT

Weidmüller Interface GmbH & Co. KG

Klingenbergstraße 26

D-32758 Detmold

Germany

www.weidmueller.com

Technical data

Dimensions and weights

Depth	33.5 mm	Depth (inches)	1.319 inch
Height	31 mm	Height (inches)	1.22 inch
Width	13 mm	Width (inches)	0.512 inch
Net weight	19.58 g		

Temperatures

Storage temperature	-40 °C...85 °C	Operating temperature	-40 °C...55 °C
Humidity	35...85 % rel. humidity, no condensation		

Rated data UL

Certificate No. (cURus)	E312083
-------------------------	---------

Control side

Rated control voltage	115 V AC	Rated current AC	9.3 mA
Power rating	1.1 VA	Coil resistance	6200 $\Omega \pm 10\%$
Coil tolerance	10 %	Status indicator	red LED

Load side

Rated switching voltage	250 V AC	Continuous current	5 A
Max. switching frequency at rated load	0.1 Hz	Max. switching voltage, AC	250 V
Max. switching voltage, DC	250 V	AC switching capacity (resistive), max.	1250 VA
DC switching capacity (resistive), max.	150 W @ 24 V	Switch-on delay	≤ 15 ms
Switch-off delay	≤ 10 ms	Contact type	2 CO contact (AgSnO)
Mechanical service life	10 x 10 ⁶ switching cycles	Min. switching power	10 mA @ 24 V, 10 mA @ 12 V, 100 mA @ 5 V

General data

Test button available	Yes	
Version of test button	Lockable test button, Momentary test button	
Mechanical switch position indicator	No	
Colour	Transparent	
UL94 flammability rating component	Component	Relay cover
	UL94 flammability rating	V-2
	Component	Relay baseplate
	UL94 flammability rating	V-0
	Component	Relay test button
	UL94 flammability rating	HB

Insulation coordination

Rated voltage	300 V	Pollution severity	2
Surge voltage category	III	Insulating material group	IIIa
Clearance and creepage distances for control side - load side	≥ 4 mm	Dielectric strength for control side - load side	5 kV _{eff} / 1 min
Dielectric strength of neighbouring contacts	1.5 kV _{eff} / 1 min.	Dielectric strength of open contact	1 kV _{eff} / 1 min
Impulse withstand voltage	5 kV (1.2/50 μ s)	Protection degree	IP20

DRI424615LT**Weidmüller Interface GmbH & Co. KG**

Klingenbergstraße 26

D-32758 Detmold

Germany

www.weidmueller.com**Technical data****Further details of approvals / standards**

Certificate No. (cURus) E312083

Connection dataWire connection method Flat blade connections
(2.5 mm x 0.5 mm)**Classifications**

ETIM 6.0	EC001437	ETIM 7.0	EC001437
ETIM 8.0	EC001437	ETIM 9.0	EC001437
ECLASS 9.0	27-37-16-01	ECLASS 9.1	27-37-16-01
ECLASS 10.0	27-37-16-01	ECLASS 11.0	27-37-16-01
ECLASS 12.0	27-37-16-01	ECLASS 13.0	27-37-16-01

Approvals

Approvals



ROHS Conform

UL File Number Search UL Website

Certificate No. (cURus) E312083

Downloads

Approval/Certificate/Document of Conformity	EU Konformitätserklärung / EU Declaration of Conformity
Engineering Data	CAD data – STEP
Product Change Notification	20210401 Product change Notification D-SERIES DRI relays - status indicator
User Documentation	FL_D-SERIES_DRI2CO_LOAD_GUIDE
Catalogues	Catalogues in PDF-format

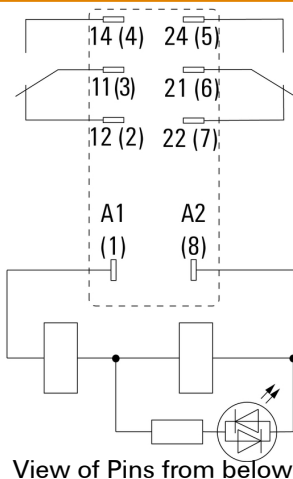
DRI424615LT

Weidmüller Interface GmbH & Co. KG
Klingenbergstraße 26
D-32758 Detmold
Germany

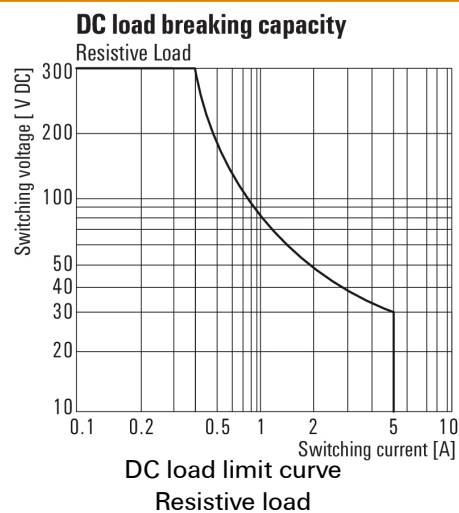
www.weidmueller.com

Drawings

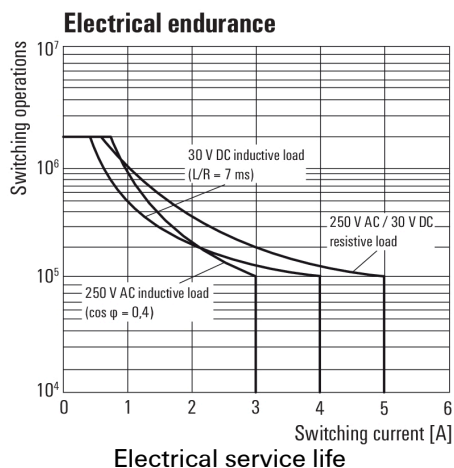
Wiring diagram



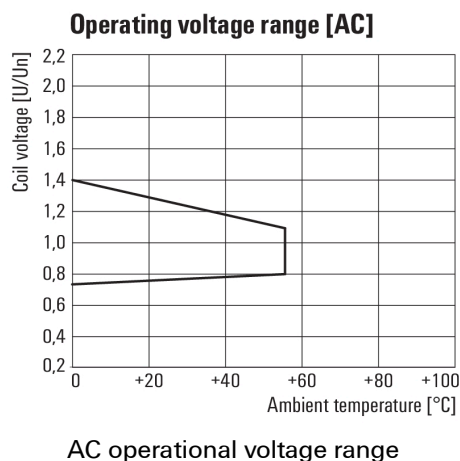
Graph



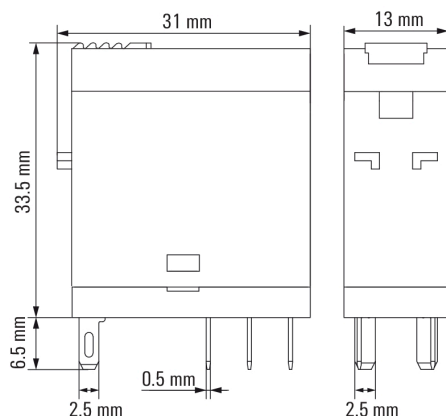
Graph



Graph



Dimensional drawing



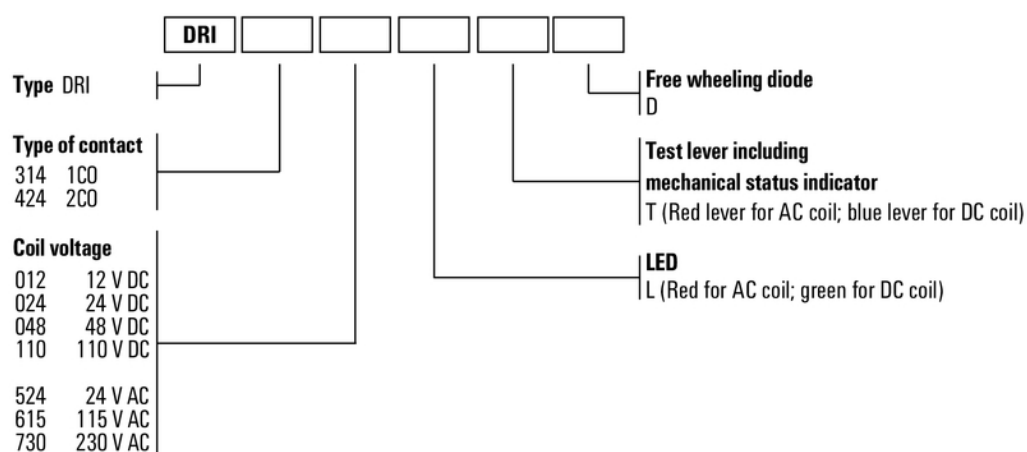
DRI424615LT

Weidmüller Interface GmbH & Co. KG
Klingenbergstraße 26
D-32758 Detmold
Germany

www.weidmueller.com

Drawings

Miscellaneous



Type codes