

DRI314110L**Weidmüller Interface GmbH & Co. KG**

Klingenbergstraße 26

D-32758 Detmold

Germany

www.weidmueller.com**Product image**

Similar to illustration

Individual relays within the D-SERIES DRI

- 1 CO contact
- AC coils
- With integrated status LED

General ordering data

Version	D-SERIES DRI, Relay, Number of contacts: 1, CO contact AgSnO, Rated control voltage: 110 V DC, Continuous current: 10 A, Flat blade connections (4.7 mm x 0.5 mm), Test button available: No
Order No.	7760056306
Type	DRI314110L
GTIN (EAN)	6944169740114
Qty.	20 pc(s).

Creation date May 4, 2024 1:43:10 PM CEST

Catalogue status 20.04.2024 / We reserve the right to make technical changes.

DRI314110L**Weidmüller Interface GmbH & Co. KG**

Klingenbergstraße 26

D-32758 Detmold

Germany

www.weidmueller.com

Technical data**Dimensions and weights**

Depth	28 mm	Depth (inches)	1.102 inch
Height	31 mm	Height (inches)	1.22 inch
Width	13 mm	Width (inches)	0.512 inch
Net weight	19 g		

Temperatures

Storage temperature	-40 °C...85 °C	Operating temperature	-40 °C...55 °C
Humidity	35...85 % rel. humidity, no condensation		

Rated data UL

Certificate No. (cURus)	E312083
-------------------------	---------

Control side

Rated control voltage	110 V DC	Rated current DC	4,8 mA
Power rating	530 mW	Coil resistance	22800 Ω ± 10 %
Coil tolerance	10 %	Status indicator	Green LED

Load side

Rated switching voltage	250 V AC	Continuous current	10 A
Max. switching frequency at rated load	0.1 Hz	Max. switching voltage, AC	250 V
Max. switching voltage, DC	250 V	AC switching capacity (resistive), max.	2500 VA
DC switching capacity (resistive), max.	240 W @ 24 V	Switch-on delay	≤ 15 ms
Switch-off delay	≤ 10 ms	Contact type	1 CO contact (AgSnO)
Mechanical service life	10 x 10 ⁶ switching cycles	Min. switching power	10 mA @ 24 V, 10 mA @ 12 V, 100 mA @ 5 V

General data

Test button available	No	
Mechanical switch position indicator	No	
Colour	Transparent	
UL94 flammability rating component	Component	Relay cover
	UL94 flammability rating	V-2
	Component	Relay baseplate
	UL94 flammability rating	V-0

Insulation coordination

Rated voltage	300 V	Pollution severity	2
Surge voltage category	III	Insulating material group	IIIa
Clearance and creepage distances for control side - load side	≥ 4 mm	Dielectric strength for control side - load side	5 kV _{eff} / 1 min
Dielectric strength of open contact	1 kV _{eff} / 1 min	Impulse withstand voltage	5 kV (1.2/50 μs)
Protection degree	IP20		

Further details of approvals / standards

Certificate No. (cURus)	E312083
-------------------------	---------

DRI314110L**Weidmüller Interface GmbH & Co. KG**

Klingenbergstraße 26

D-32758 Detmold

Germany

www.weidmueller.com**Technical data****Connection data**

Wire connection method	Flat blade connections (4.7 mm x 0.5 mm)
------------------------	---

Classifications

ETIM 6.0	EC001437	ETIM 7.0	EC001437
ETIM 8.0	EC001437	ETIM 9.0	EC001437
ECLASS 9.0	27-37-16-01	ECLASS 9.1	27-37-16-01
ECLASS 10.0	27-37-16-01	ECLASS 11.0	27-37-16-01
ECLASS 12.0	27-37-16-01	ECLASS 13.0	27-37-16-01

Approvals

Approvals



ROHS	Conform
UL File Number Search	UL Website
Certificate No. (cURus)	E312083

Downloads

Approval/Certificate/Document of Conformity	EU Konformitätserklärung / EU Declaration of Conformity
Engineering Data	CAD data – STEP
User Documentation	FL_D-SERIES_DRI1CO_LOAD_GUIDE
Catalogues	Catalogues in PDF-format

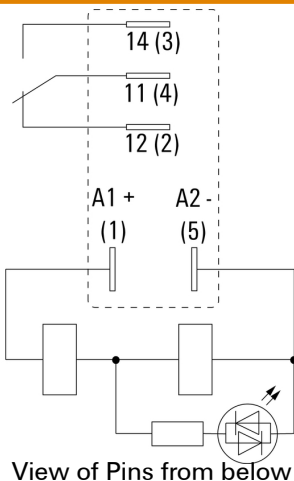
DRI314110L

Weidmüller Interface GmbH & Co. KG
Klingenbergstraße 26
D-32758 Detmold
Germany

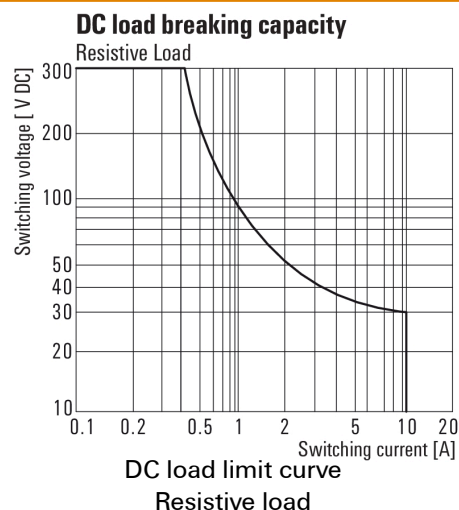
www.weidmueller.com

Drawings

Wiring diagram



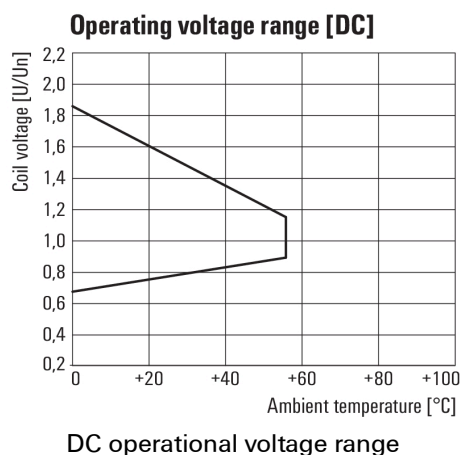
Graph



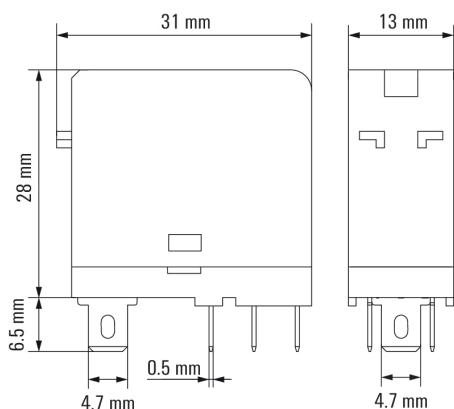
Graph



Graph



Dimensional drawing



DRI314110L

Weidmüller Interface GmbH & Co. KG
Klingenbergstraße 26
D-32758 Detmold
Germany

www.weidmueller.com

Drawings

Miscellaneous



Type codes