

ACT20P-CI-CO-ILP-S**Weidmüller Interface GmbH & Co. KG**

Klingenbergstraße 26

D-32758 Detmold

Germany

www.weidmueller.com**Similar to illustration****ACT20P: The flexible solution**

- Precise and highly functional signal converters
- Release levers simplify handling

General ordering data

Version	Signal converter/insulator, Input : 0(4)-20 mA, (loop powered), Output : 0(4)-20 mA, Signal converter/insulator, Input current loop feed
Order No.	7760054123
Type	ACT20P-CI-CO-ILP-S
GTIN (EAN)	6944169656637
Qty.	1 pc(s).

ACT20P-CI-CO-ILP-S**Weidmüller Interface GmbH & Co. KG**

Klingenbergstraße 26

D-32758 Detmold

Germany

www.weidmueller.com

Technical data**Dimensions and weights**

Depth	114 mm	Depth (inches)	4.488 inch
Height	117.2 mm	Height (inches)	4.614 inch
Width	12.5 mm	Width (inches)	0.492 inch
Net weight	100 g		

Temperatures

Storage temperature	-40 °C...85 °C	Operating temperature	-20 °C...60 °C
Humidity at operating temperature	0...95 % (no condensation)	Humidity	5...95 %, no condensation

Probability of failure

SIL in compliance with IEC 61508	None
----------------------------------	------

Input

Input current	0(4)...20 mA current loop	Number of inputs	1
Sensor	Current source	Voltage drop, current input	3.8 V

Output

Load impedance current	≤ 600 Ω	Number of outputs	1
Output current	0...20 mA (if input: 0...20 mA), 4...20 mA (if input: 4...20 mA)	Type	active, connected control must be passive

Output (analogue)

Output current	0...20 mA (if input: 0...20 mA), 4...20 mA (if input: 4...20 mA)
----------------	--

General data

Accuracy	<0.1 % of end value	Configuration	none
Galvanic isolation	2-way isolator	Rail	TS 35
Step response time	≤ 1 ms	Temperature coefficient	≤ 100 ppm/K
Voltage supply	Loop powered, via 4...20 mA input		

Insulation coordination

EMC standards	EN 61010-1:2011, UL 61010-1, IEC 61000-6-2, IEC 61000-6-4, IEC 60079-0, IEC 60079-7	Galvanic isolation	2-way isolator
Impulse withstand voltage	3 kV (1.2/50µs)	Insulation voltage	2.5 kV (input / output)
Pollution severity	2	Rated voltage	300 V
Surge voltage category	III		

Data for Ex applications (ATEX)

Marking	II 3 G Ex ec IIC T6 Gc
---------	------------------------

ACT20P-CI-CO-ILP-S

Weidmüller Interface GmbH & Co. KG

Klingenbergstraße 26

D-32758 Detmold

Germany

www.weidmueller.com

Technical data

Connection data

Type of connection	Screw connection	Tightening torque, min.	0.4 Nm
Tightening torque, max.	0.6 Nm	Clamping range, rated connection	2.5 mm ²
Clamping range, min.	0.5 mm ²	Clamping range, max.	2.5 mm ²
Wire connection cross section AWG, min.	AWG 26	Wire connection cross section AWG, max.	AWG 12

Classifications

ETIM 6.0	EC002653	ETIM 7.0	EC002653
ETIM 8.0	EC002653	ETIM 9.0	EC002653
ECLASS 9.0	27-21-01-20	ECLASS 9.1	27-21-01-20
ECLASS 10.0	27-21-01-20	ECLASS 11.0	27-21-01-20
ECLASS 12.0	27-21-01-20	ECLASS 13.0	27-21-01-20

Environmental Product Compliance


REACH SVHC	Lead 7439-92-1
SCIP	2f6dd957-421a-46db-a0c2-cf1609156924

Important note

Product information	<p>The ACT20P-CI-CO-ILP-S fixed passive isolators isolate analogue standard current source signals. An analogue input current signal is converted linear and galvanic isolated into an analogue output current signal. The device is powered via the input current loop.</p> <p>Features</p> <ul style="list-style-type: none"> Galvanic 2-way isolation (single-channel device) between input and output.
---------------------	---

Approvals

Approvals



ROHS	Conform
UL File Number Search	UL Website
Certificate No. (cURusEX)	E338066
Certificate no. (cULus)	E469563

Downloads

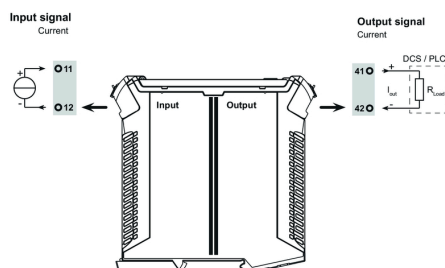
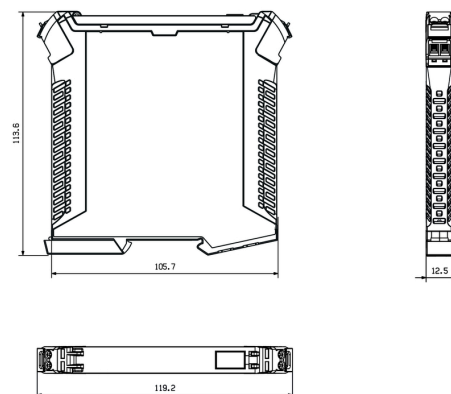
Approval/Certificate/Document of Conformity	ATEX Certification IECEX Certification UL Certification (hazardous location) UL Certification (US-CAN) Declaration of Conformity
Engineering Data	CAD data – STEP
User Documentation	Instruction sheet
Catalogues	Catalogues in PDF-format

ACT20P-CI-CO-ILP-S
Weidmüller Interface GmbH & Co. KG

Klingenbergstraße 26

D-32758 Detmold

Germany

www.weidmueller.com
Drawings
Connection diagram

Dimensioned drawing


ACT20P-CI-CO-ILP-S**Weidmüller Interface GmbH & Co. KG**

Klingenbergstraße 26

D-32758 Detmold

Germany

www.weidmueller.com**Accessories****Blank**

ESG is the tried-and-tested marker in MultiCard format for use on many well-known electrical devices. The result is high-quality device marking with a high-contrast appearance.

Various types are available for devices from manufacturers like Siemens, ABB, Beckhoff etc.

Advantages at a glance:

- Tags for universal usage, self-adhesive or clip-on tags, depending on type
- For aligned equipment, e.g. circuit breakers, we supply ESG markers for clipping onto tag rails
- Individual laser-quality printing according to specifications

For custom printing: Please send us a file of our labeling software M-Print PRO or M-Print PRO Online (without installation) for your labeling specifications.

General ordering data

Type	ESG 6.6/11 BHZ 5.00/02	Version
Order No.	1082490000	ESG, Device markers x 11 mm, PA 66, Colour: white
GTIN (EAN)	4032248845330	
Qty.	200 pc(s).	

ACT20P-CI-CO-ILP-S**Weidmüller Interface GmbH & Co. KG**

Klingenbergstraße 26

D-32758 Detmold

Germany

www.weidmueller.com**Accessories****Blank**

ESG is the tried-and-tested marker in MultiCard format for use on many well-known electrical devices. The result is high-quality device marking with a high-contrast appearance.

Various types are available for devices from manufacturers like Siemens, ABB, Beckhoff etc.

Advantages at a glance:

- Tags for universal usage, self-adhesive or clip-on tags, depending on type
- For aligned equipment, e.g. circuit breakers, we supply ESG markers for clipping onto tag rails
- Individual laser-quality printing according to specifications

For custom printing: Please send us a file of our labeling software M-Print PRO or M-Print PRO Online (without installation) for your labeling specifications.

General ordering data

Type	ESG 8/13.5/43.3 SAI AU	Version
Order No.	1912130000	ESG, Device markers x 13.5 mm, PA 66, Colour: Transparent
GTIN (EAN)	4032248541164	
Qty.	5 pc(s).	