


DLD 2.5 BL**Weidmüller Interface GmbH & Co. KG**

Klingenbergstraße 26

D-32758 Detmold

Germany

www.weidmueller.com**Product image**

To feed through power, signal, and data is the classical requirement in electrical engineering and panel building. The insulating material, the connection system and the design of the terminal blocks are the differentiating features. A feed-through terminal block is suitable for joining and/or connecting one or more conductors. They could have one or more connection levels that are on the same potential or insulated against one another.

General ordering data

| | |
|------------|--|
| Version | Initiator/actuator terminal, Screw connection, 2.5 mm ² , 250 V, 24 A, Number of connections: 6, Number of potentials per tier: 1, blue |
| Order No. | 6269250000 |
| Type | DLD 2.5 BL |
| GTIN (EAN) | 4008190529505 |
| Qty. | 50 pc(s). |

DLD 2.5 BL**Weidmüller Interface GmbH & Co. KG**

Klingenbergstraße 26

D-32758 Detmold

Germany

www.weidmueller.com

Technical data**Dimensions and weights**

| | | | |
|--------------------------|------------|----------------|------------|
| Depth | 48.5 mm | Depth (inches) | 1.909 inch |
| Depth including DIN rail | 49 mm | Height | 82 mm |
| Height (inches) | 3.228 inch | Width | 6.2 mm |
| Width (inches) | 0.244 inch | Net weight | 16.86 g |

Temperatures

| | | | |
|----------------------------------|----------------|----------------------------------|--------|
| Storage temperature | -25 °C...55 °C | Continuous operating temp., min. | -50 °C |
| Continuous operating temp., max. | 120 °C | | |

Material data

| | | | |
|---------------------------|-------|--------|------|
| Material | Wemid | Colour | blue |
| UL 94 flammability rating | V-0 | | |

System specifications

| | | | |
|-------------------------------------|---|-------------------------------|-----|
| Version | Screw connection, One end without connector | End cover plate required | Yes |
| Number of potentials | 3 | Number of levels | 3 |
| Number of clamping points per level | 2 | Number of potentials per tier | 1 |
| Levels cross-connected internally | No | PE connection | No |
| Rail | TS 35 | N-function | Yes |
| PE function | No | PEN function | No |

2 clampable conductors (H05V/H07V) with equal cross-section (rated connection)

| | | | |
|--|---------------------|--|---------------------|
| Wire connection cross section, finely stranded with wire-end ferrules DIN 46228/1, 2 clampable wires, max. | 1 mm ² | Wire connection cross section, finely stranded with wire-end ferrules DIN 46228/1, 2 clampable wires, min. | 0.5 mm ² |
| Wire connection cross section, finely stranded, two clampable wires, min. | 0.5 mm ² | Wire cross-section, finely stranded, two clampable wires, max. | 1 mm ² |

Additional technical data

| | | | |
|-----------------------------|---------|------------|-------|
| Number of similar terminals | 1 | Open sides | right |
| Type of mounting | Snap-on | | |

CSA rating data

| | | | |
|-------------------------------|-----------|-------------------------------|--------|
| Certificate No. (CSA) | 12400-134 | Current size C (CSA) | 10 A |
| Voltage size C (CSA) | 300 V | Wire cross section max. (CSA) | 12 AWG |
| Wire cross section min. (CSA) | 26 AWG | | |

Conductors for clamping (rated connection)

| | |
|------------|--------------|
| Blade size | 0.6 x 3.5 mm |
|------------|--------------|

DLD 2.5 BL

Weidmüller Interface GmbH & Co. KG

Klingenbergstraße 26

D-32758 Detmold

Germany

www.weidmueller.com

Technical data

| | | | | | |
|--|--|------------------------------|-----------------------|------------------|--|
| Clampable conductor | Connection specification | | Screw connection | | |
| | Cross-section for conductor connection | Type | solid, H05(07) V-U | | |
| | | min. | 0.5 mm ² | | |
| | | max. | 4 mm ² | | |
| | | nominal | 2.5 mm ² | | |
| | wire end ferrule | Stripping length | min. | 7 mm | |
| | | | max. | 7 mm | |
| | | | nominal | 7 mm | |
| | | Tightening torque | min. | 0.4 Nm | |
| | | | max. | 0.6 Nm | |
| | | Recommended wire-end ferrule | | | |
| | | Connection specification | | Screw connection | |
| | Cross-section for conductor connection | Type | stranded, H07V-R | | |
| | | min. | 0.5 mm ² | | |
| | | max. | 4 mm ² | | |
| | | nominal | 2.5 mm ² | | |
| | wire end ferrule | Stripping length | min. | 7 mm | |
| | | | max. | 7 mm | |
| | | | nominal | 7 mm | |
| | | Tightening torque | min. | 0.4 Nm | |
| | | | max. | 0.6 Nm | |
| | | Recommended wire-end ferrule | | | |
| | | Connection specification | | Screw connection | |
| | Cross-section for conductor connection | Type | flexible, H05(07) V-K | | |
| | | min. | 0.5 mm ² | | |
| | | max. | 4 mm ² | | |
| | | nominal | 2.5 mm ² | | |
| wire end ferrule | Stripping length | min. | 7 mm | | |
| | | max. | 7 mm | | |
| | | nominal | 7 mm | | |
| | Tightening torque | min. | 0.4 Nm | | |
| | | max. | 0.6 Nm | | |
| | Recommended wire-end ferrule | | | | |
| | Clamping range, max. | | 4 mm ² | | |
| Clamping range, min. | | 0.13 mm ² | | | |
| Clamping screw | | M 2.5 | | | |
| Connection cross-section, stranded, max. | | 4 mm ² | | | |
| Connection cross-section, stranded, min. | | 0.5 mm ² | | | |
| Connection direction | | on side | | | |
| Gauge to IEC 60947-1 | | A3 | | | |
| Number of connections | | 6 | | | |
| Stripping length | | 7 mm | | | |
| Tightening torque, max. | | 0.6 Nm | | | |
| Tightening torque, min. | | 0.4 Nm | | | |
| Torque level with DMS electric screw-driver | | 1 | | | |
| Type of connection | | Screw connection | | | |
| Wire connection cross section AWG, max. | | AWG 12 | | | |
| Wire connection cross section AWG, min. | | AWG 26 | | | |
| Wire connection cross section, finely stranded, max. | | 4 mm ² | | | |
| Wire connection cross section, finely stranded, min. | | 0.5 mm ² | | | |

Creation date May 6, 2024 10:14:54 AM CEST

DLD 2.5 BL**Weidmüller Interface GmbH & Co. KG**

Klingenbergstraße 26

D-32758 Detmold

Germany

www.weidmueller.com

Technical data

| | |
|---|---------------------|
| Wire connection cross-section, finely stranded with wire-end ferrules DIN 46228/1, max. | 2.5 mm ² |
|---|---------------------|

| | |
|---|---------------------|
| Wire connection cross-section, finely stranded with wire-end ferrules DIN 46228/1, min. | 0.5 mm ² |
|---|---------------------|

| | |
|---|-------------------|
| Wire connection cross-section, solid core, max. | 4 mm ² |
|---|-------------------|

| | |
|---|---------------------|
| Wire connection cross-section, solid core, min. | 0.5 mm ² |
|---|---------------------|

Dimensions

| | |
|--------------|-------|
| TS 35 offset | 46 mm |
|--------------|-------|

General

| | | | |
|---|--------|---|---------------|
| Rail | TS 35 | Standards | IEC 60947-7-1 |
| Wire connection cross section AWG, max. | AWG 12 | Wire connection cross section AWG, min. | AWG 26 |

Rating data

| | | | |
|--|---------------------|---------------------------------|---------------|
| Rated cross-section | 2.5 mm ² | Rated voltage | 250 V |
| Rated DC voltage | 250 V | Rated current | 24 A |
| Current at maximum wires | 24 A | Standards | IEC 60947-7-1 |
| Volume resistance according to IEC 60947-7-x | 3.99 mΩ | Rated impulse withstand voltage | 4 kV |
| Power loss in accordance with IEC 60947-7-x | 0.77 W | Pollution severity | 3 |

UL rating data

| | | | |
|---|--------|---|--------|
| Certificate No. (UR) | E60693 | Conductor size Factory wiring max. (UR) | 12 AWG |
| Conductor size Factory wiring min. (UR) | 26 AWG | Conductor size Field wiring max. (UR) | 12 AWG |
| Conductor size Field wiring min. (UR) | 22 AWG | Current size D (UR) | 10 A |
| Voltage size D (UR) | 300 V | | |

Classifications

| | | | |
|-------------|-------------|-------------|-------------|
| ETIM 6.0 | EC000900 | ETIM 7.0 | EC000900 |
| ETIM 8.0 | EC000900 | ETIM 9.0 | EC000900 |
| ECLASS 9.0 | 27-14-11-28 | ECLASS 9.1 | 27-14-11-28 |
| ECLASS 10.0 | 27-14-11-28 | ECLASS 11.0 | 27-14-11-28 |
| ECLASS 12.0 | 27-14-11-28 | ECLASS 13.0 | 27-25-01-12 |

Approvals

Approvals



| | |
|-----------------------|------------|
| ROHS | Conform |
| UL File Number Search | UL Website |
| Certificate No. (UR) | E60693 |

DLD 2.5 BL

Weidmüller Interface GmbH & Co. KG

Klingenbergstraße 26

D-32758 Detmold

Germany

www.weidmueller.com

Technical data

Downloads

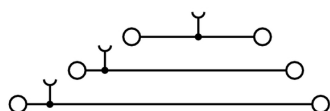
| | |
|---|---|
| Approval/Certificate/Document of Conformity | Declaration of Conformity UKCA declaration of conformity |
| Engineering Data | CAD data – STEP |
| Engineering Data | Zuken E3.S |
| User Documentation | StorageConditionsTerminalBlocks |
| Catalogues | Catalogues in PDF-format |

DLD 2.5 BL

Weidmüller Interface GmbH & Co. KG
Klingenbergstraße 26
D-32758 Detmold
Germany

www.weidmueller.com

Drawings



DLD 2.5 BL

Weidmüller Interface GmbH & Co. KG

Klingenbergstraße 26

D-32758 Detmold

Germany

www.weidmueller.com

Accessories

2.5 mm²

Numerous national and international approvals and qualifications in accordance with a variety of application standards make the W-series a universal connection solution, especially in harsh conditions. The screw connection has long been an established connection element to meet exacting demands in terms of reliability and functionality. And our W-Series is still setting standards.

General ordering data

| | | |
|------------|----------------------------|---|
| Type | Q 4 DLI | Version |
| Order No. | 1312700000 | Cross-connector (terminal), when screwed in, Number of poles: 4, |
| GTIN (EAN) | 4008190162122 | Pitch in mm (P): 6.10, Insulated: No, 24 A, grey |
| Qty. | 50 pc(s). | |
| Type | Q 10 DLI | Version |
| Order No. | 1313100000 | Cross-connector (terminal), when screwed in, Number of poles: 10, |
| GTIN (EAN) | 4008190167622 | Pitch in mm (P): 6.00, Insulated: No, 24 A, grey |
| Qty. | 20 pc(s). | |
| Type | Q 2 DLI | Version |
| Order No. | 1312500000 | Cross-connector (terminal), when screwed in, Number of poles: 2, |
| GTIN (EAN) | 4008190039837 | Pitch in mm (P): 6.10, Insulated: No, 24 A, grey |
| Qty. | 50 pc(s). | |
| Type | Q 20 DLI | Version |
| Order No. | 1399800000 | Cross-connector (terminal), when screwed in, Number of poles: 20, |
| GTIN (EAN) | 4008190070670 | Pitch in mm (P): 5.00, Insulated: No, 24 A, grey |
| Qty. | 20 pc(s). | |
| Type | Q 3 DLI | Version |
| Order No. | 1312600000 | Cross-connector (terminal), when screwed in, Number of poles: 3, |
| GTIN (EAN) | 4008190024604 | Pitch in mm (P): 6.10, Insulated: No, 24 A, grey |
| Qty. | 50 pc(s). | |

2.5 mm²

To ensure the finger safety and the compliance to the required clearance and creepage distances, an end plate has to be placed at the end of a plug.

General ordering data

| | | |
|------------|----------------------------|--|
| Type | AP DLD2.5 BL | Version |
| Order No. | 1317680000 | End plate (terminals), 82.16 mm x 1.5 mm, blue |
| GTIN (EAN) | 4008190400545 | |
| Qty. | 20 pc(s). | |

DLD 2.5 BL

Weidmüller Interface GmbH & Co. KG

Klingenbergstraße 26

D-32758 Detmold

Germany

www.weidmueller.com

Accessories

Slotted screwdriver



Slotted screwdriver with rounded blade SD DIN 5265, ISO 2380/2, output to DIN 5264, ISO 2380/1. ChromTop tip, SoftFinish grip

General ordering data

| | | |
|------------|----------------------------|--------------------------|
| Type | SDS 0.6X3.5X100 | Version |
| Order No. | 9008330000 | Screwdriver, Screwdriver |
| GTIN (EAN) | 4032248056286 | |
| Qty. | 1 pc(s). | |

1.5 mm²

Numerous national and international approvals and qualifications in accordance with a variety of application standards make the W-series a universal connection solution, especially in harsh conditions. The screw connection has long been an established connection element to meet exacting demands in terms of reliability and functionality. And our W-Series is still setting standards.

General ordering data

| | | |
|------------|----------------------------|---|
| Type | VQB 1.5/50 BL | Version |
| Order No. | 1633280000 | Cross-connector (terminal), when screwed in, Number of poles: 50, |
| GTIN (EAN) | 4008190257743 | Pitch in mm (P): 6.20, Insulated: Yes, 17.5 A, blue |
| Qty. | 5 pc(s). | |
| Type | VQB 1.5/50 SW | Version |
| Order No. | 1635120000 | Cross-connector (terminal), when screwed in, Number of poles: 50, |
| GTIN (EAN) | 4008190262761 | Pitch in mm (P): 6.20, Insulated: Yes, 17.5 A, black |
| Qty. | 5 pc(s). | |
| Type | VQB 1.5/50 RT | Version |
| Order No. | 1633290000 | Cross-connector (terminal), when screwed in, Number of poles: 50, |
| GTIN (EAN) | 4008190257750 | Pitch in mm (P): 6.20, Insulated: Yes, 17.5 A, red |
| Qty. | 5 pc(s). | |

DLD 2.5 BL

Weidmüller Interface GmbH & Co. KG

Klingenbergstraße 26

D-32758 Detmold

Germany

www.weidmueller.com

Accessories

Marker holder



The marker holder offer the possibility of additional mounting of standard markers with a pitch of 5 or 5.1 mm. The angled holders can be optionally snapped together and could be mounted in all standard marking channels of the Klippon® Connect modular terminal blocks. Fitting marker types could be found under the respective accessories of the designation marking holder.

General ordering data

| | | |
|------------|----------------------------|----------------------------|
| Type | BZT 1 WS 10/5 | Version |
| Order No. | 1805490000 | Accessories, Marker holder |
| GTIN (EAN) | 4032248270231 | |
| Qty. | 100 pc(s). | |
| Type | BZT 1 ZA WS 10/5 | Version |
| Order No. | 1805520000 | Accessories, Marker holder |
| GTIN (EAN) | 4032248270248 | |
| Qty. | 100 pc(s). | |

WS 8/5



WS/ DEK

MultiMark terminal markers use an innovative composite material made from two components. The hard base contour of the marker snaps securely into the connector. The elastic surface finish makes the marker easy to mount. This specially punched material enables the strips to be stretched to accommodate the slight variations in spacing that tend to add up, especially with long terminal blocks. Another advantage: the excellent printability of the surface material guarantees durable and wear-resistant labelling. A print resolution of 300 dpi also produces a very legible script.

Your benefits with MultiMark

- Firm hold and durable printing
- Continuous strips save installation time
- Easy mounting thanks to an innovative composite material
- Large label field for optimal legibility
- High flexibility thanks to manufacturer independence

General ordering data

| | | |
|------------|----------------------------|---|
| Type | WS 8/5 MM WS | Version |
| Order No. | 2007150000 | WS, Terminal marker, 8 x 5 mm, Weidmueller, white |
| GTIN (EAN) | 4050118392029 | |
| Qty. | 800 pc(s). | |

DLD 2.5 BL

Weidmüller Interface GmbH & Co. KG

Klingenbergstraße 26

D-32758 Detmold

Germany

www.weidmueller.com

Accessories

SchT group marker carrier



The SchT 5 S group tag carriers are clipped directly onto the TS 32 mounting rail (G-rail) or the TS 35 mounting rail (top-hat rail). It is therefore possible to label the terminal strip irrespective of the terminal and the type of terminal. SchT 5 and SchT 5 S are fitted with ESO 5, STR 5 protective strips.


The SchT 7 is a hinged group tag carrier for inlay tags which enables easy access to the clamping screw. The SchT 7 is fitted with ESO 7, STR 7 protective strips or DEK 5.

Inlay tags and protective strips can be found under "Accessories".

General ordering data

| | | |
|------------|----------------------------|---|
| Type | SCHT 7 | Version |
| Order No. | 0517960000 | SCHT, Terminal marker, 39.3 x 8 mm, Pitch in mm (P): 7.00 |
| GTIN (EAN) | 4008190001742 | Weidmueller, white |
| Qty. | 20 pc(s). | |

SAK-Series



Weidmüller's range of products includes end brackets that guarantee a permanent, reliable mounting on the terminal rail and prevent sliding. Versions with and without screws are available. The end brackets include marking options, also for group markers, and also a test plug holder.

General ordering data

| | | |
|------------|----------------------------|---|
| Type | EW 35 | Version |
| Order No. | 0383560000 | End bracket, Wemid, beige, Rail: TS 35, when screwed in |
| GTIN (EAN) | 4008190181314 | |
| Qty. | 50 pc(s). | |

DLD 2.5 BL

Weidmüller Interface GmbH & Co. KG

Klingenbergstraße 26

D-32758 Detmold

Germany

www.weidmueller.com

Accessories

Blank



The Dekafix (DEK) marker is the universal marker for all conductor and plug-in connectors as well as for electronic sub-assemblies. The system is ideal for short number sequences and covers a wide range of ready-printed markers.

Strips for fast installation in only one work step. The printing is easy to read, rich in contrast and available in various widths.

- Large range of ready-to-use markers
- Strips for fast installation
- Terminal markers, suitable for all Weidmüller cable connectors
- Available as blank MultiCard or with standard printing

For custom printing: Please send us a file of our labeling software M-Print PRO or M-Print PRO Online (without installation) for your labeling specifications.

General ordering data

| | | |
|------------|----------------------------|---|
| Type | DEK 5/6 MC NE WS | Version |
| Order No. | 1609820000 | Dekafix, Terminal marker, 5 x 6 mm, Pitch in mm (P): 6.00 |
| GTIN (EAN) | 4008190203436 | Weidmueller, white |
| Qty. | 1,000 pc(s). | |

Blank



WS markers are the perfect match for the W-series connectors. Thanks to their system compatibility, the WS tags can also be used with the I-series and the Z-series. The large marking surfaces do not only permit long character strings but also multi-line text.

WS markers are ideal for labels with long, customised character strings. Thanks to the proven MultiCard format, printing with PrintJet CONNECT oder/or Plotter is possible.

- Can be fitted in strips or individually
- Markers in proven MultiCard format

For custom printing: Please send us a file of our labeling software M-Print PRO or M-Print PRO Online (without installation) for your labeling specifications.

General ordering data

| | | |
|------------|----------------------------|---|
| Type | WS 8/5 MC NE WS | Version |
| Order No. | 1640740000 | WS, Terminal marker, 8 x 5 mm, Pitch in mm (P): 5.00 Weidmueller, |
| GTIN (EAN) | 4008190279103 | Allen-Bradley, white |
| Qty. | 720 pc(s). | |