

VPCB PV I+II 5 R M 1000**Weidmüller Interface GmbH & Co. KG**

Klingenbergstraße 26

D-32758 Detmold

Germany

www.weidmueller.com

'Abbildung ähnlich'

Versatile accessories round off the surge protection range. E.g. the all-purpose measuring device V-TEST, which is used to check the function of pluggable arresters such as VSPC.

General ordering data

Order No.	2874710000
Type	VPCB PV I+II 5 R M 1000
GTIN (EAN)	4064675649366
Qty.	1 pc(s).

VPCB PV I+II 5 R M 1000

Weidmüller Interface GmbH & Co. KG

Klingenbergstraße 26

D-32758 Detmold

Germany

www.weidmueller.com

Technical data

Dimensions and weights

Depth	52.2 mm	Depth (inches)	2.055 inch
Height	61.5 mm	Height (inches)	2.421 inch
Width	17.9 mm	Width (inches)	0.705 inch
Net weight	20 g		

Temperatures

Storage temperature	-40 °C...85 °C	Operating temperature	-40 °C...85 °C
Humidity	5 - 95% rel. humidity		

General data

Colour	grey	Design	miscellaneous
Protection degree	IP20	UL 94 flammability rating	V-0
Version	Miscellaneous, with remote contact		

Insulation coordination acc. to EN 50178

Pollution severity	2	Surge voltage category	III
--------------------	---	------------------------	-----

Photovoltaic technical data

Conditions and requirements	EN 50539-11	Discharge current I_n (8/20 μ s)	20 kA
Discharge current, max. (8/20 μ s)	40 kA	Operating height in the grounded PV system	≤ 4000 m
PV system voltage, max. U_{cpv}	750 V	Requirements class	Type I/II
Short-circuit current I_{scpv}	11 kA		

Rated data IEC / EN

Discharge current, max. (8/20 μ s)	40 kA	Number of poles	1
Voltage type	DC		

Connection data

Type of connection	Solder connection, when screwed in
--------------------	------------------------------------

Guarantee

Time interval	5 years
---------------	---------

Classifications

ETIM 6.0	EC000941	ETIM 7.0	EC000941
ETIM 8.0	EC000941	ETIM 9.0	EC000941
ECLASS 9.0	27-13-08-05	ECLASS 9.1	27-13-08-05
ECLASS 10.0	27-13-08-05	ECLASS 11.0	27-13-08-05
ECLASS 12.0	27-17-90-90	ECLASS 13.0	27-17-90-90

Approvals

ROHS	Conform
------	---------

VPCB PV I+II 5 R M 1000

Weidmüller Interface GmbH & Co. KG

Klingenbergstraße 26

D-32758 Detmold

Germany

www.weidmueller.com

Technical data

Downloads

Catalogues

[Catalogues in PDF-format](#)

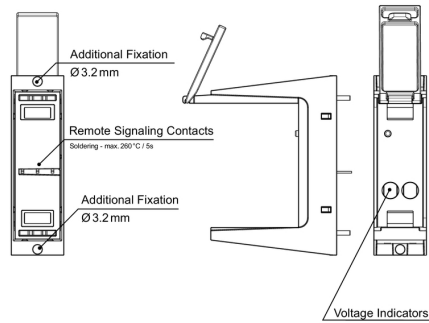
VPCB PV I+II 5 R M 1000

Weidmüller Interface GmbH & Co. KG
 Klingenbergstraße 26
 D-32758 Detmold
 Germany

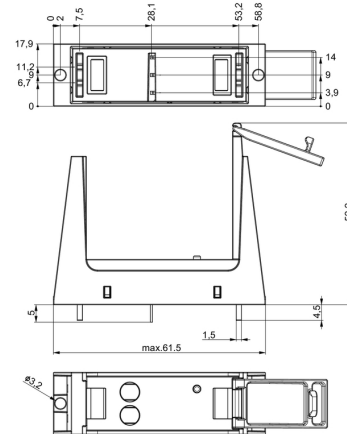
www.weidmueller.com

Drawings

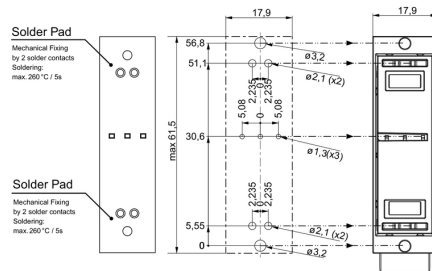
Similar to illustration



Dimensioned drawing



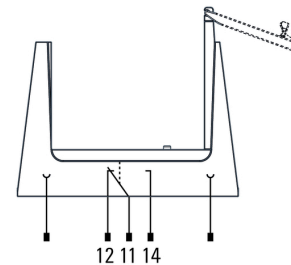
Example of use




PCB layout and production:

- Air clearances and creepage distances have to be maintained according to standards for specified application.
- Discharge capacity of the SPD must be considered when designing PCB tracks
- Max. soldering temperature is 260°/5s
- PCB socket is fixed on PCB with 2 x two solder contacts and 2 x Ø 3.2 mm fixing holes.

Electric symbol



Schematic circuit diagram



Application with arrestor

VPCB PV I+II 5 R M 1000**Weidmüller Interface GmbH & Co. KG**

Klingenbergstraße 26

D-32758 Detmold

Germany

www.weidmueller.com**Accessories****Spare Arrester****General ordering data**

Type	VPU PV I+II 5 OM 1000
Order No.	2856650000
GTIN (EAN)	4064675536581
Qty.	9 pc(s).
Type	VPU PV I+II 5 O 1000
Order No.	2857000000
GTIN (EAN)	4064675537366
Qty.	9 pc(s).