

**PRO DCDC 120W 48V/24V 5A****Weidmüller Interface GmbH & Co. KG**

Klingenbergstraße 26

D-32758 Detmold

Germany

[www.weidmueller.com](http://www.weidmueller.com)

The DC/DC converter compensates for voltage fluctuations, such as those that occur with unregulated power supplies or long cables. With galvanic isolation and protection class III for earth-free systems, the DC/DC converter is particularly suitable for use in independent supply systems. The space-saving module can optimally convert voltage levels, offers above-average power performance, comprehensive safety functions, and a high efficiency of up to 95 %.

**General ordering data**

Version	DC/DC converter
Order No.	<a href="#">2869040000</a>
Type	PRO DCDC 120W 48V/24V 5A
GTIN (EAN)	4064675620860
Qty.	1 pc(s).

**PRO DCDC 120W 48V/24V 5A****Weidmüller Interface GmbH & Co. KG**

Klingenbergstraße 26

D-32758 Detmold

Germany

www.weidmueller.com

**Technical data****Dimensions and weights**

Depth	120 mm	Depth (inches)	4.724 inch
Height	130 mm	Height (inches)	5.118 inch
Width	32 mm	Width (inches)	1.26 inch
Net weight	640 g		

**Temperatures**

Storage temperature	-45 °C...85 °C	Operating temperature	-25 °C...70 °C
Humidity at operating temperature	5 - 95% rel. humidity		

**Input**

Connection system		Screw connection: pluggable	
Current consumption in relation to the input voltage	Voltage type	DC	
	Input voltage	48 V	
	Input current	2.75 A	
Input fuse (internal)	15A T		
Input voltage, max.	58 V		
Input voltage, min.	28 V		
Inrush current	< 4 A @ Nominal input voltage		
Rated input voltage	48 V DC		
Recommended back-up fuse	10 A (DI) / 6A...10A (Char. B, C)		
Wire connection method	Screw connection		

**Output**

Connection system	Screw connection	
DCL - peak load reserve	Multiple of the rated current	600 %
	Boost duration	15 ms
Mains failure bridge-over time	Mains failure bridge-over time, min.	10 ms
	Input voltage type	DC
	Input voltage	48 V
	Output current	5 A
	Output voltage	24 V
Nominal output current for U <sub>nom</sub>	5 A @ 60 °C	
Output power	120 W	
Output voltage, max.	29.5 V	
Output voltage, min.	22 V	
Output voltage, note	(adjustable via potentiometer on front)	
Parallel connection option	yes, max. 3	
Rated output voltage	24 V DC	
Residual ripple, breaking spikes	≤ 20 mVPP @full load	
Wire connection method	Screw connection	

# PRO DCDC 120W 48V/24V 5A

**Weidmüller Interface GmbH & Co. KG**

Klingenbergstraße 26

D-32758 Detmold

Germany

[www.weidmueller.com](http://www.weidmueller.com)

## Technical data

### General data

Degree of efficiency	> 90 %	Mounting position, installation notice	On TS 35 mounting rail, 50 mm clearance above and below for free air supply. With a load $\geq 50$ % of the rated current, keep at least 15 mm lateral spacing. The device should be mounted vertically. For other mounting directions, derating to 75% of the load must be considered.
Protection against reverse voltages from the load	32 V DC	Protection degree	IP20
Short-circuit protection	Yes	Start-up	$\geq -40$ °C
Surge voltage category	II		

### EMC / shock / vibration

Noise emission in accordance with EN55032	Class B	Shock resistance IEC 60068-2-27	30 g in all directions
Vibration resistance IEC 60068-2-6	0.7 g		

### Insulation coordination

Insulation voltage input / earth	2 kV	Insulation voltage output / earth	0.5 kV
Insulation voltage, input/output	4 kV	Pollution severity	2
Protection class	III	Surge voltage category	II

### Electrical safety (applied standards)

For use with electronic equipment	Acc. to EN50178 / VDE0160	Protection against dangerous shock currents	Acc. to VDE0106-101
Protective separation / protection against electrical shock	VDE0100-410 / acc. to DIN57100-410	Safety transformers for switch-mode power supplies	According to EN 61558-2-16

### Connection data (input)

Conductor cross-section, AWG/kcmil , max.	12 AWG	Conductor cross-section, AWG/kcmil , min.	30 AWG
Conductor cross-section, flexible , min.	0.2 mm <sup>2</sup>	Conductor cross-section, rigid , max.	4 mm <sup>2</sup>
Conductor cross-section, rigid , min.	0.2 mm <sup>2</sup>	Connection system	Screw connection: plug-gable
Number of terminals	2 (+, -)	Screwdriver blade	0.6 x 3.5, PH 1, PZ 1
Tightening torque, max.	0.5 Nm	Tightening torque, min.	0.4 Nm
Wire connection cross section, flexible (input), max.	4 mm <sup>2</sup>		

### Connection data (output)

Conductor cross-section, AWG/kcmil , max.	14 AWG	Conductor cross-section, AWG/kcmil , min.	24 AWG
Conductor cross-section, flexible , max.	2.5 mm <sup>2</sup>	Conductor cross-section, flexible , min.	0.2 mm <sup>2</sup>
Conductor cross-section, rigid , max.	2.5 mm <sup>2</sup>	Conductor cross-section, rigid , min.	0.2 mm <sup>2</sup>
Connection system	Screw connection	Number of terminals	4 (++ / -)
Screwdriver blade	0.6 x 3.5	Tightening torque, max.	0.5 Nm
Tightening torque, min.	0.4 Nm		

**PRO DCDC 120W 48V/24V 5A****Weidmüller Interface GmbH & Co. KG**

Klingenbergstraße 26

D-32758 Detmold

Germany

www.weidmueller.com

**Technical data****Connection data (signal)**

Number of terminals	5	Wire connection cross-section, flexible (signal), max.	1.5 mm <sup>2</sup>
Wire connection cross-section, flexible (signal), min.	0.2 mm <sup>2</sup>	Wire connection method	PUSH IN
Wire cross-section, AWG/kcmil, max.	14	Wire cross-section, AWG/kcmil, min.	28
Wire cross-section, solid, max.	1.5 mm <sup>2</sup>	Wire cross-section, solid, min.	0.2 mm <sup>2</sup>

**Signalling**

Contact load (NO contact)	max. 30 V DC / 0.5 A, max. 50 V AC / 0.3 A	Floating contact	Yes
---------------------------	---	------------------	-----

**Approbations**

Certificate No. (ATEX)	UL23ATEX2968X	Institute(ATEX)	DEMKOATEX
------------------------	---------------	-----------------	-----------

**Classifications**

ETIM 6.0	EC002540	ETIM 7.0	EC002540
ETIM 8.0	EC002540	ETIM 9.0	EC002540
ECLASS 9.0	27-04-07-01	ECLASS 9.1	27-04-07-01
ECLASS 10.0	27-04-07-01	ECLASS 11.0	27-04-07-01
ECLASS 12.0	27-04-07-01	ECLASS 13.0	27-04-90-02

**Environmental Product Compliance**

REACH SVHC	Lead 7439-92-1
SCIP	832efd73-195b-4198-ad0c-1126d0bc238d

**Approvals**

Approvals



ROHS	Conform
------	---------

**Downloads**

Approval/Certificate/Document of Conformity	<a href="#">Declaration of Conformity</a>
Engineering Data	<a href="#">CAD data – STEP</a>
User Documentation	<a href="#">Instruction sheets</a>
Catalogues	<a href="#">Catalogues in PDF-format</a>

## PRO DCDC 120W 48V/24V 5A

Weidmüller Interface GmbH &amp; Co. KG

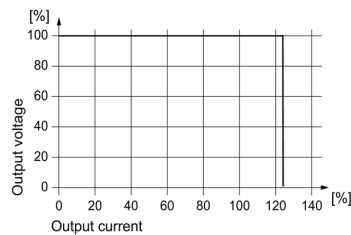
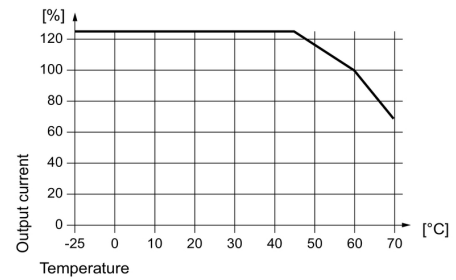
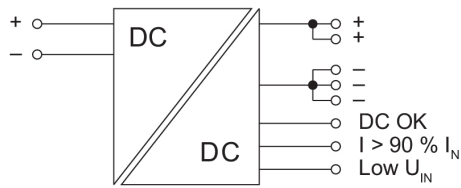
Klingenbergstraße 26

D-32758 Detmold

Germany

www.weidmueller.com

## Drawings



Display elements and status outputs

Event Input (typ.)	Output (typ.)	LED (Gr/Ye/Rd) Gr = DC OK Ye = I > 90% IN Rd = FAULT	Transistor status outputs		Status relay
			DC OK	I > 90%	
A: U <sub>IN</sub> < 6.1 V B: U <sub>IN</sub> < 22.6 V	—	OFF	Low	Low	OFF
A: U <sub>IN</sub> = 6.1 ... 18 V <sup>1)</sup> B: U <sub>IN</sub> = 22.6 ... 58 V <sup>1)</sup>	U > 90% U <sub>OUT</sub> I < 90% I <sub>OUT</sub>	Gr	High	Low	ON
	U > 90% U <sub>OUT</sub> I > 90% I <sub>OUT</sub>	Ye	High	High	ON
	U < 90% U <sub>OUT</sub>	Rd	Low	Low	OFF
Input (typ.)		LED (Ye) Low U <sub>IN</sub>		Transistor output Low U <sub>IN</sub>	
A: U <sub>IN</sub> = 6.2 ... 9 V B: U <sub>IN</sub> = 22.6 ... 36 V <sup>1)</sup>		ON		Low	
A: U <sub>IN</sub> = 9 ... 18 V <sup>1)</sup> B: U <sub>IN</sub> = 36 ... 58 V <sup>1)</sup>		OFF		High	

A: PRO DCDC 120W 12V/24V 5A  
B: PRO DCDC 120W 48V/24V 5AGr = green  
Ye = yellow

Rd = red

<sup>1)</sup> during operation