


A3T 1.5 PE DL**Weidmüller Interface GmbH & Co. KG**

Klingenbergstraße 26

D-32758 Detmold

Germany

www.weidmueller.com**Spring connection with PUSH IN Technology**

The innovative PUSH IN technology reduces the amount of time you spend on wiring to a minimum. Direct insertion guarantees high conductor pull-out forces and simple handling for all conductor types.

General ordering data

Version	Multi-tier modular terminal, PE terminal, PUSH IN, 1.5 mm ² , Green/yellow
Order No.	2856240000
Type	A3T 1.5 PE DL
GTIN (EAN)	4064675534839

A3T 1.5 PE DL

Weidmüller Interface GmbH & Co. KG

Klingenbergstraße 26

D-32758 Detmold

Germany

www.weidmueller.com

Technical data

Dimensions and weights

Depth	57 mm	Depth (inches)	2.244 inch
Height	106.5 mm	Height (inches)	4.193 inch
Width	3.5 mm	Width (inches)	0.138 inch
Net weight	0 g		

Temperatures

Storage temperature	-25 °C...55 °C	Continuous operating temp., min.	-60 °C
Continuous operating temp., max.	130 °C		

Material data

Material	Wemid	Colour	Green/yellow
Colour of operational elements	orange	UL 94 flammability rating	V-0

System specifications

End cover plate required	Yes	Number of potentials	1
Number of levels	3	Number of clamping points per level	2
Number of potentials per tier	1	Levels cross-connected internally	Yes
Rail	TS 35	PE function	Yes
PEN function	No		

Additional technical data

Open sides	right	Snap-on	Yes
Type of fixing	Snap-on	Type of mounting	TS 35

Conductors for clamping (rated connection)

Blade size	0.4 x 2.0 mm		
Clamping range, max.	1.5 mm ²		
Clamping range, min.	0.14 mm ²		
Connection cross-section, stranded, max.	1.5 mm ²		
Connection cross-section, stranded, min.	0.5 mm ²		
Connection direction	top		
Gauge to IEC 60947-1	A1		
Number of connections	6		
Stripping length	8 mm		
Tube length for wire-end ferrule with plastic collar DIN 46228/4	Cross-section for conductor connection	min.	0.14 mm ²
		max.	0.75 mm ²
	Tube length	max.	8 mm
		min.	6 mm
Tube length for wire-end ferrule without plastic collar DIN 46228/1	Cross-section for conductor connection	nominal	0.25 mm ²
	Tube length	min.	5 mm
	Cross-section for conductor connection	min.	0.5 mm ²
		max.	1 mm ²
	Tube length	nominal	6 mm
	Cross-section for conductor connection	nominal	1.5 mm ²
	Tube length	nominal	10 mm
Type of connection	PUSH IN		
Wire connection cross section AWG, max.	AWG 14		

A3T 1.5 PE DL

Weidmüller Interface GmbH & Co. KG

Klingenbergstraße 26

D-32758 Detmold

Germany

www.weidmueller.com

Technical data

Wire connection cross section AWG, min.	AWG 26
Wire connection cross section, finely stranded, max.	1.5 mm ²
Wire connection cross section, finely stranded, min.	0.5 mm ²
Wire connection cross-section, finely stranded with wire-end ferrules DIN 46228/1, max.	1.5 mm ²
Wire connection cross-section, finely stranded with wire-end ferrules DIN 46228/1, min.	0.5 mm ²
Wire connection cross-section, finely stranded with wire-end ferrules DIN 46228/4, max.	1.5 mm ²
Wire connection cross-section, finely stranded with wire-end ferrules DIN 46228/4, min.	0.5 mm ²
Wire connection cross-section, solid core, max.	1.5 mm ²
Wire connection cross-section, solid core, min.	0.5 mm ²

General

Rail	TS 35	Standards	IEC 60947-7-2
Wire connection cross section AWG, max.	AWG 14	Wire connection cross section AWG, min.	AWG 26

Rating data

Rated cross-section	1.5 mm ²	Rated voltage to adjoining terminal	500 V
Rated DC voltage	500 V	Standards	IEC 60947-7-2
Volume resistance according to IEC 60947-7-x	1.83 mΩ	Rated impulse withstand voltage	6 kV
Pollution severity	3	Surge voltage category	III

UL rating data

Certificate No. (cURus)	E60693	Wire cross section max. (cURus)	14 AWG
Wire cross section min. (cURus)	26 AWG		

Classifications

ETIM 7.0	EC000901	ETIM 8.0	EC000901
ETIM 9.0	EC000901	ECLASS 11.0	27-14-11-41
ECLASS 12.0	27-14-11-41	ECLASS 13.0	27-25-01-04

Approvals

Approvals



UL File Number Search	UL Website
Certificate No. (cURus)	E60693

A3T 1.5 PE DL

Weidmüller Interface GmbH & Co. KG

Klingenbergstraße 26

D-32758 Detmold

Germany

www.weidmueller.com

Technical data

Downloads

Approval/Certificate/Document of Conformity	Attestation of Conformity
	IECEX Certificate
	ATEX Certificate
	UKCA Ex Certificate
	Confirmation of Standards EN 45545-2_2020-10
Engineering Data	CAD data – STEP
User Documentation	NTI A3T 1.5 FT FT PE-A3T 1.5 PE
	NTI A3T 1.5 V-A3T 1.5 PE
	NTI A3T 1.5-A3T 1.5 PE
Catalogues	Catalogues in PDF-format

A3T 1.5 PE DL

Weidmüller Interface GmbH & Co. KG

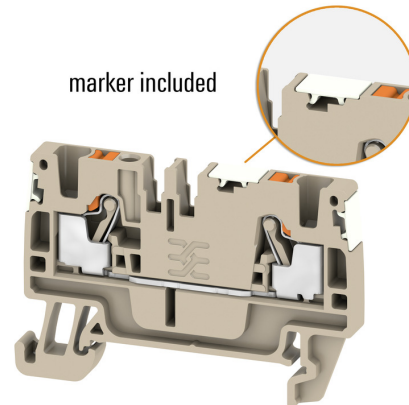
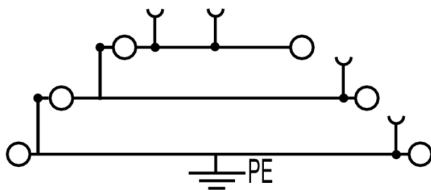
Klingenbergstraße 26

D-32758 Detmold

Germany

www.weidmueller.com

Drawings



A3T 1.5 PE DL**Weidmüller Interface GmbH & Co. KG**

Klingenbergstraße 26

D-32758 Detmold

Germany

www.weidmueller.com**Accessories****1.5 mm²**

1.5
mm²

End plates are fitted to the open side of the last modular terminal before the end bracket. The use of an end plate ensures the function of the modular terminal and the specified rated voltage. It guarantees protection against contact with live parts and makes the final terminal finger-proof.

General ordering data

Type	AEP 3T 1.5	Version
Order No.	2816950000	A-series, End plate
GTIN (EAN)	4064675315391	
Qty.	20 pc(s).	

SnapMark

SnapMark - this tag carrier has been developed specifically for the I-series double-level terminal IDK 1.5N. The flexible pivot mechanism allows cross-connections to be easily installed or removed. It can hold four DEK 5 labelling tags or two WS 10/5 Middle connector markers.

General ordering data

Type	SNAPMARK 1.5	Version
Order No.	2682080000	Group markers, Terminal marker, 26 x 3.5 mm, Pitch in mm (P): 3.50
GTIN (EAN)	4050118821772	Weidmueller, white
Qty.	40 pc(s).	