

**PRO BAS 30W 5V 6A****Weidmüller Interface GmbH & Co. KG**

Klingenbergstraße 26

D-32758 Detmold

Germany

[www.weidmueller.com](http://www.weidmueller.com)

High performance, compact design and a good price-performance ratio are the main characteristics of the new PRObas power supplies. The product family comprises 12 variants with 5, 12, 24 or 48 V DC output voltage and a wide-range input. All units have comprehensive safety functions and are internationally approved. Due to compatibility with our electronic fuses, DC UPS and diode modules, they are also suitable for setting up power management systems.

**General ordering data**

Version	Power supply, switch-mode power supply unit, 5 V
Order No.	<a href="#">2838400000</a>
Type	PRO BAS 30W 5V 6A
GTIN (EAN)	4064675444091
Qty.	1 pc(s).

## PRO BAS 30W 5V 6A

Weidmüller Interface GmbH &amp; Co. KG

Klingenbergstraße 26

D-32758 Detmold

Germany

www.weidmueller.com

## Technical data

## Dimensions and weights

Depth	85 mm	Depth (inches)	3.346 inch
Height	90 mm	Height (inches)	3.543 inch
Width	36 mm	Width (inches)	1.417 inch
Net weight	245 g		

## Temperatures

Storage temperature	-40 °C...85 °C	Operating temperature	-25 °C...70 °C
Humidity	5...95 % rel. humidity, no condensation		

## Input

AC input voltage range	85...264 V AC (derating at 100 V AC)	
Connection system	Screw connection	
Current consumption in relation to the input voltage	Voltage type	AC
	Input voltage	230 V
	Input current	0.34 A
	Voltage type	AC
	Input voltage	115 V
	Input current	0.56 A
	Voltage type	DC
	Input voltage	120 V
Input current	0.28 A	
DC input voltage range	110...370 V DC (derating at <120 V DC)	
Frequency range AC	45...65 Hz	
Input fuse (internal)	Yes	
Inrush current	40 A @ 230 V AC, 25 °C	
Rated input voltage	110...240 V AC / 120...340 V DC	
Recommended back-up fuse	2 A / DI, safety fuse 6 A, Char. B, circuit breaker 2...4 A, Char. C circuit breaker	
Wire connection method	Screw connection	

## Output

Capacitive load	5.5mF	
Connection system	Screw connection	
Continous output current @ U <sub>Nominal</sub>	6 A @ 55 °C, 3.75 A @ 70 °C	
Mains failure bridge-over time	Mains failure bridge-over time, min.	20 ms
	Input voltage type	AC
	Input voltage	120 V
	Output current	6 A
	Output voltage	5 V
	Mains failure bridge-over time, min.	40 ms
	Input voltage type	AC
	Input voltage	230 V
	Output current	6 A
Output voltage	5 V	
Nominal output current for U <sub>nom</sub>	6 A @ 55 °C	
Output power	30 W	
Output voltage, max.	8 V	
Output voltage, min.	3 V	
Overload protection	Yes	
Parallel connection option	yes, max. 3	

Creation date May 17, 2024 8:39:15 AM CEST

## PRO BAS 30W 5V 6A

Weidmüller Interface GmbH &amp; Co. KG

Klingenbergstraße 26

D-32758 Detmold

Germany

www.weidmueller.com

## Technical data

Protection against inverse voltage	Yes
Rated output voltage	5 V DC
Residual ripple, breaking spikes	≤ 50 mVpp @ full load
Wire connection method	Screw connection

## General data

AC failure bridging time @ I <sub>nom</sub>	> 80 ms @ 230 V AC / > 20 ms @ 115 V AC	Degree of efficiency	87% @ 230 V AC
Earth leakage current, max.	3.5 mA	Housing version	Plastic, protective insulation
Humidity	5...95 % rel. humidity, no condensation	Mounting position, installation notice	Horizontal on TS35 mounting rail. 50 mm of clearance at top & bottom for air circ. Can mount side by side with no space in between.
Power factor (approx.)	0.45 @ 120 V AC, 0.45 @ 230 V AC	Power loss, idling	0.5 W
Power loss, nominal load	3.9 W	Protection against over-heating	Yes
Protection degree	IP20	Short-circuit protection	Yes
Start-up	≥ -40 °C	Status indication	Green LED

## EMC / shock / vibration

Noise emission in accordance with EN55032	Class B	Shock resistance IEC 60068-2-27	30 g in all directions
Vibration resistance IEC 60068-2-6	0.7 g according to EN 50178		

## Insulation coordination

Insulation voltage, input/output	3.5 kV	Pollution severity	1
Protection class	II		

## Electrical safety (applied standards)

For use with electronic equipment	Acc. to EN50178	Safety extra-low voltage	IEC 61010-1, IEC 61010-2-201
Safety transformers for switch-mode power supplies	According to EN 61558-2-16		

## Connection data (input)

Conductor cross-section, AWG/kcmil , max.	12 AWG	Conductor cross-section, AWG/kcmil , min.	26 AWG
Conductor cross-section, flexible , min.	0.5 mm <sup>2</sup>	Conductor cross-section, rigid , max.	6 mm <sup>2</sup>
Conductor cross-section, rigid , min.	0.5 mm <sup>2</sup>	Connection system	Screw connection
Number of terminals	2 (L,N)	Screwdriver blade	0.6 x 3.5
Tightening torque, max.	0.6 Nm	Tightening torque, min.	0.5 Nm
Wire connection cross section, flexible (input), max.	6 mm <sup>2</sup>		

## PRO BAS 30W 5V 6A

Weidmüller Interface GmbH &amp; Co. KG

Klingenbergstraße 26

D-32758 Detmold

Germany

www.weidmueller.com

## Technical data

## Connection data (output)

Conductor cross-section, AWG/kcmil , max.	12 AWG	Conductor cross-section, AWG/kcmil , min.	26 AWG
Conductor cross-section, flexible , max.	6 mm <sup>2</sup>	Conductor cross-section, flexible , min.	0.5 mm <sup>2</sup>
Conductor cross-section, rigid , max.	6 mm <sup>2</sup>	Conductor cross-section, rigid , min.	0.5 mm <sup>2</sup>
Connection system	Screw connection	Number of terminals	4 (++) / -)
Screwdriver blade	0.6 x 3.5	Tightening torque, max.	0.6 Nm
Tightening torque, min.	0.5 Nm		

## Signalling

Floating contact	No	LED green	Operating voltage OK
Status indication	Green LED	Trigger voltage, LED	U <sub>out</sub> > 0.9 x U <sub>nominal</sub> min

## Classifications

ETIM 6.0	EC002540	ETIM 7.0	EC002540
ETIM 8.0	EC002540	ETIM 9.0	EC002540
ECLASS 9.0	27-04-07-01	ECLASS 9.1	27-04-07-01
ECLASS 10.0	27-04-07-01	ECLASS 11.0	27-04-07-01
ECLASS 12.0	27-04-07-01	ECLASS 13.0	27-04-90-02

## Environmental Product Compliance

REACH SVHC	Lead 7439-92-1 Lead monoxide 1317-36-8
SCIP	d62541f7-8058-4336-b693-7303c8b40800

## Approvals

Approvals



ROHS	Conform
------	---------

## Downloads

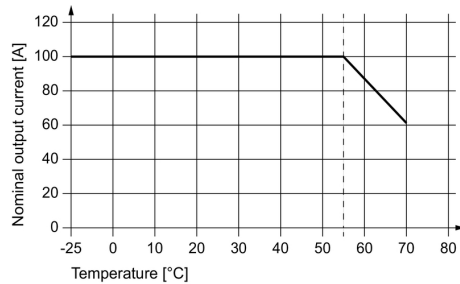
Approval/Certificate/Document of Conformity	<a href="#">PRO BAS CSA UL 62368-1.pdf</a> <a href="#">UKCA Declaration of Conformity Declaration of Conformity</a>
Engineering Data	<a href="#">CAD data – STEP</a>
User Documentation	<a href="#">Operating Instructions</a>
Catalogues	<a href="#">Catalogues in PDF-format</a>

**PRO BAS 30W 5V 6A****Weidmüller Interface GmbH & Co. KG**

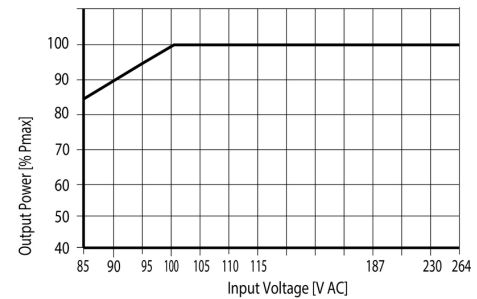
Klingenbergstraße 26

D-32758 Detmold

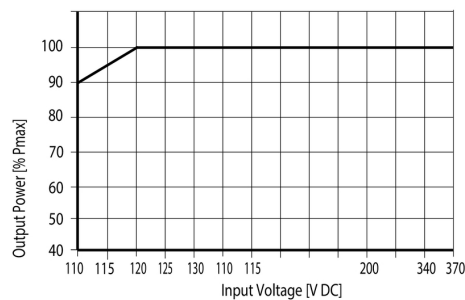
Germany

[www.weidmueller.com](http://www.weidmueller.com)**Drawings****Derating curve**

Temperature Derating

**Derating curve**

AC-Input Derating

**Derating curve**

DC-Input Derating