

PVN1M1I2S1FXVXO1TXPX11**Weidmüller Interface GmbH & Co. KG**

Klingenbergstraße 26

D-32758 Detmold

Germany

www.weidmueller.com**General ordering data**

Version	Photovoltaics, Combiner Box, Fireman's switch, 1 MPP, 2 Inputs / 1 Output per MPP, Remote disconnect, WM4C, 1100 V
Order No.	2778860000
Type	PVN1M1I2S1FXVXO1TXPX11
GTIN (EAN)	4064675047612
Qty.	1 pc(s).

PVN1M1I2S1FXVXO1TXPX11

Weidmüller Interface GmbH & Co. KG
 Klingenbergstraße 26
 D-32758 Detmold
 Germany

www.weidmueller.com

Technical data

Dimensions and weights

Depth	132 mm	Depth (inches)	5.197 inch
Height	370 mm	Height (inches)	14.567 inch
Width	200 mm	Width (inches)	7.874 inch
Net weight	2,264 g		

Temperatures

Ambient temperature	-20 °C...+50 °C	Humidity	5...95 %, no condensation
---------------------	-----------------	----------	---------------------------

Approvals and norms

Approvals	EN 61439-2, IEC 61439-2, OVE-Directive R 11-1:2022-05-01
-----------	--

Guarantee

Time interval	5 years
---------------	---------

Electrical characteristics

Current per Maximum Power Point, max. 30 A

Rated DC current per connection	Current per string, max.	30 A
Rated short-term current resistance	Rated current	37.5 A
Rated DC voltage	1,100 V	
Switching disconnecter capacity	IEC 60947-3, DC-PV1	

Enclosure

Connection type string	Plug WM4C	Enclosure attachment	Via mounting foots
Impact resistance	IK08 in accordance with IEC 62208, IK10 in accordance with IEC 62262	Insulating material	Polyester glass-fibre reinforced, Polycarbonate
Switch disconnecter execution	Remote disconnecter inside enclosure	Type of mounting	Wall mounting, 4 screws

General data

Installation location	Protected outdoor area (>1 km from sea)	Protection degree	IP65
-----------------------	---	-------------------	------

Inputs

Amount of maximum power points	1 MPP		
DC Input + & -	Wire connection	Type of connection	WM4C plug-in connector
		Compatible cable crosssection	EN 50618:2015
		Wire cross-section, min.	4 mm ²
		Wire cross-section, max.	6 mm ²
Fuse type	Neither fuse cartridge nor holder		
Max. number of DC inputs	per Maximum Power Point 2 inputs connected in parallel		

PVN1M1I2S1FXVXO1TXPX11

Weidmüller Interface GmbH & Co. KG

Klingenbergstraße 26

D-32758 Detmold

Germany

www.weidmueller.com

Technical data

Outputs

DC Output + & -	Wire connection	Type of connection	WM4C plug-in connector
		Compatible cable crosssection	TÜV 2 Pfg 1169/08.07
		Wire cross-section, min.	4 mm ²
		Wire cross-section, max.	6 mm ²
Max. number of DC outputs		per Maximum Power Point 1 output	

Remote disconnecter

Automatic reclosing after voltage drop	Yes		
Number of operating cycles	10,000		
Control voltage	100 V AC - 250 V AC 50/60Hz		
Remote disconnecter auxiliary contact	Cable entry	Number of cable en-tries	1
	Wire connection	Type of connection	Screw terminal connec-tors
		Flexible, max. H05(07) V-K	1.5 mm ²
		w. wire end ferrule, DIN 46228 pt 1, max.	1.5 mm ²
Remote disconnecter control contact	Cable entry	Number of cable en-tries	1
	Wire connection	Type of connection	Screw terminal connec-tors
		Flexible, max. H05(07) V-K	1.5 mm ²
		w. wire end ferrule, DIN 46228 pt 1, max.	1.5 mm ²
Type of power circuit disconnection	Under voltage tripping or manual switch operation		
Turn-off time	1.5 s		

Classifications

ETIM 6.0	EC002928	ETIM 7.0	EC002928
ETIM 8.0	EC003857	ETIM 9.0	EC003857
ECLASS 9.0	22-57-92-03	ECLASS 9.1	22-57-02-90
ECLASS 10.0	22-57-02-90	ECLASS 11.0	22-57-02-92
ECLASS 12.0	22-57-02-92	ECLASS 13.0	22-57-02-92

PVN1M1I2S1FXVXO1TXPX11**Weidmüller Interface GmbH & Co. KG**

Klingenbergstraße 26

D-32758 Detmold

Germany

www.weidmueller.com**Technical data****Tender specification sheets**

Long specification

Automatic ON and OFF
switching fireman switch
for the connection to 1
MPP tracker in the inverter.
Suitable for remote discon-
nection of the DC side by
the fire department.
Max. string voltage Uoc:
1100V

MPP1:
2 inputs, connection via
WM4 C connector, com-
patible with cable type
TÜV 2 Pfg1169/08.07 /
EN 50618:2063
1 output, connection via
WM4 C connector, com-
patible with cable type
TÜV 2 Pfg1169/08.07 /
EN 50618:2063

DC fireman switch:
Switching off by undervolt-
age tripping.
Automatic reconnection
after the control voltage
(230 V AC) is applied
again.
With signal contact.

Connection of the fire-
man switch control line
230 VAC via cable glands
(8-12mmØ) max. conduc-
tor cross-section: 1.5mm².
Connection of the signal
contact 24 VDC via cable
glands (8-12mmØ) max.
conductor cross-section:
1.5mm².
Protection class: IP65.
All built into a glas fibre re-
inforced polyester hous-
ing. Dimensions HxWxD:
370x200x132mm.

Approval according to low
voltage switchgear IEC
61439-1:2011 and EN
61439-2:2011

Environmental Product Compliance

REACH SVHC

Lead 7439-92-1

SCIP

bdab5698-6a20-4370-8e28-8810d882d01a

PVN1M1I2S1FXVXO1TXPX11

Weidmüller Interface GmbH & Co. KG

Klingenbergstraße 26

D-32758 Detmold

Germany

www.weidmueller.com

Technical data

Important note

Product information

Intended use of the UPS: This UPS has been especially developed as a safety device for direct current (DC) photovoltaic installations. The DC disconnect switch is used to disconnect the connected strings of the installation in case of an emergency situation. Such an emergency situation could be in case of fire.

Normal operation: The UPS will automatically switch to the off position, breaking the DC connection between the solar panels and the inverter, after the AC power to the UPS is interrupted for longer than five seconds. The UPS will automatically switch to the on position, restoring the DC connection between the solar panels and the inverter, once the AC power to the UPS is restored longer than five seconds.

Special Operation: If the temperature inside the UPS enclosure exceeds the 100°C, the UPS will automatically switch to OFF to protect the internal components and create a safe situation. When the installation is checked and the UPS is not affected, the UPS can be switched ON again by removal and re-applying the AC voltage to the UPS. The UPS will also automatically switch to OFF if there is an internal failure. If this occurs please try to reset the UPS by removal and re-applying the AC voltage to the UPS.

Emergency switch not included. The SCIP number was assigned due to a lead content of more than 0.1 % of the net weight.

Safe use instruction according to ECHA:

The identification of the hazardous substance is sufficient to allow safe use of the article throughout its life cycle, including the service life, disassembly and waste/recycling phase

Approvals

Approvals



Downloads

Approval/Certificate/Document of Conformity

[PV Next RD Declaration of Conformity](#)

Engineering Data

[CAD data – STEP](#)

[Application notes – Schematic Diagram for PV Next Fireman Switch](#)

Technical Documentation

[PVN1M1I2S1FXVXO1TXPX11](#)

[CAD data – Schematic diagram](#)

User Documentation

[MANUAL PV NEXT RD DE/EN](#)

White paper

[Fact Sheet DE PV CB Lastentrennschalter](#)

[Fact-Sheet EN PV CB Load break switch](#)

[Fact Sheet DE PV Feuerwehrscharter](#)

[Fact Sheet EN PV Fireman switch](#)

Catalogues

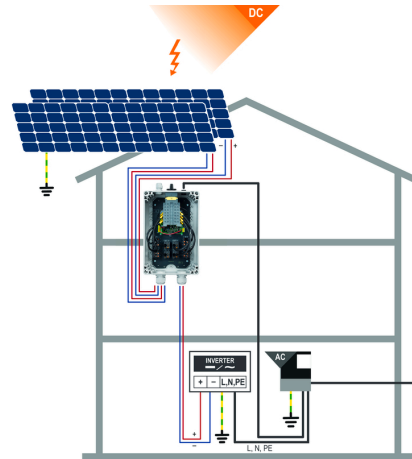
[Catalogues in PDF-format](#)

PVN1M1I2S1FXVXO1TXPX11

Weidmüller Interface GmbH & Co. KG
Klingenbergstraße 26
D-32758 Detmold
Germany

www.weidmueller.com

Drawings



PVN 1 M2 I6 S0 F3 V1 Q1 TX PX 10									
Series		Voltage		Power supply		Monitoring		Output Type	
PVN = PV Next		10 = 1kV		x = n/a		x = n/a		0 = GG	
VPU = PV Protect		11 = 1.1kV						1 = VVAC	
		15 = 1.5kV						2 = MCA-Exp 2	
Level		Inputs		Switch		Fuses		SPD	
1 = DC trunk box (L1)		1...12 inputs		x = n/a		3 = only fuse holders		0 = TYP II	
Series				0 = manual switch				1 = TYP I+II	
1 = 1 MPPT supported				1 = remote switch				X = No SPD	
2 = 2 MPPT supported									
3 = 3 MPPT supported									
4 = 4 MPPT supported									
6 = 6 MPPT supported									

PVN1M1I2S1FXVXO1TXPX11

Weidmüller Interface GmbH & Co. KG

Klingenbergstraße 26

D-32758 Detmold

Germany

www.weidmueller.com

Accessories

Cutting tools



Cutting tools for conductors up to 8 mm, 12 mm, 14 mm and 22 mm outside diameter. The special blade geometry allows pinch-free cutting of copper and aluminium conductors with minimum physical effort. The cutting tools (KT 8 to KT 22) also come with VDE and GS-tested protective insulation up to 1,000 V in accordance with EN/IEC 60900.

General ordering data

Type	KT 14	Version
Order No.	1157820000	Cutting tools, Cutting tool for one-hand operation
GTIN (EAN)	4032248945344	
Qty.	1 pc(s).	

PV-Stick field connectors



Faster is better. This also applies to the cabling of solar systems. Our handy connectors stay firmly in your grip even in frosty temperatures and can be installed very quickly and easily without a crimping tool.

You don't need crimp contacts and crimping tools and you avoid assembly errors. This saves up to 50% installation time – without affecting quality. The new photovoltaic connectors are TÜV-approved and comply with IEC 62852.

Our "PUSH IN" technology enables safe connections with minimal effort – insert, turn: current!

- 1,500 V DC (DE) / 1,500 V DC (EN)
- PUSH IN technology
- Standard-compliant quality in accordance with IEC 62852
- Ergonomic, prize-winning design
- Fastest PV connector currently available
- Reliable latching

General ordering data

Type	PV-STICK SET	Version
Order No.	1422030000	Photovoltaics, Plug-in connector, PUSH IN connection, male, female
GTIN (EAN)	4050118225723	
Qty.	1 pc(s).	
Type	PV-STICK+ VPE50	Version
Order No.	1303460000	Photovoltaics, Plug-in connector, PUSH IN connection, female
GTIN (EAN)	4050118102383	
Qty.	50 pc(s).	
Type	PV-STICK- VPE50	Version
Order No.	1303500000	Photovoltaics, Plug-in connector, PUSH IN connection, male
GTIN (EAN)	4050118102536	
Qty.	50 pc(s).	

PVN1M1I2S1FXVXO1TXPX11

Weidmüller Interface GmbH & Co. KG

Klingenbergstraße 26

D-32758 Detmold

Germany

www.weidmueller.com

Accessories

Type	PV-STICK+ VPE200	Version
Order No.	1303470000	Photovoltaics, Plug-in connector, PUSH IN connection, female
GTIN (EAN)	4050118102543	
Qty.	200 pc(s).	
Type	PV-STICK- VPE10	Version
Order No.	1303490000	Photovoltaics, Plug-in connector, PUSH IN connection, male
GTIN (EAN)	4050118102529	
Qty.	10 pc(s).	
Type	PV-STICK- VPE200	Version
Order No.	1303510000	Photovoltaics, Plug-in connector, PUSH IN connection, male
GTIN (EAN)	4050118102390	
Qty.	200 pc(s).	
Type	PV-STICK+ VPE10	Version
Order No.	1303450000	Photovoltaics, Plug-in connector, PUSH IN connection, female
GTIN (EAN)	4050118102468	
Qty.	10 pc(s).	

Tools



- For flexible and solid conductors with special insulating materials
- High-quality stripping for industrial applications (complies with aircraft industry requirements)
- Specially shaped blades enable stripping of special types of insulation and conductor configurations
- Stripping length adjustable via end stop
- Very versatile thanks to interchangeable stripping units
- Stripping results reproduced accurately over and over again
- No damage to the conductor
- A long-lasting, reliable tool thanks to its sturdy design
- Integrated cutting function

General ordering data


Type	MULTI-STRIPAX PV	Version
Order No.	1190490000	Photovoltaics, Plug-in connector
GTIN (EAN)	4032248973262	
Qty.	1 pc(s).	

PVN1M1I2S1FXVXO1TXPX11**Weidmüller Interface GmbH & Co. KG**

Klingenbergstraße 26

D-32758 Detmold

Germany

www.weidmueller.com**Accessories****Slotted screwdriver**

VDE insulated slot-head screwdriver, SDI DIN 7437, ISO 2380/2, drive output acc. to DIN 5264, ISO 2380/1. SoftFinish grip

General ordering data

Type	SDIS 1.0X5.5X125	Version
Order No.	2749850000	Screwdriver, Blade width (B): 5.5 mm, Blade length: 125 mm, Blade
GTIN (EAN)	4050118897050	thickness (A): 1 mm
Qty.	1 pc(s).	
Type	SDIS 0.6X3.5X100	Version
Order No.	2749810000	Screwdriver, Blade width (B): 3.5 mm, Blade length: 100 mm, Blade
GTIN (EAN)	4050118897012	thickness (A): 0.6 mm
Qty.	1 pc(s).	

Y-Connector Cables

The Y or X cable is used to connect three or four elements of a PV system, such as the connection between PV panels, inverters and surge protection boxes. The cables are available in different connection variants.

General ordering data

Type	PVHYM-M-XXXX6W+15	Version
Order No.	2877850000	Photovoltaics, Y-Connector Cable, 1x WM4 C Female, 2x MC4 Male,
GTIN (EAN)	4064675666417	6mm², 1500 V
Qty.	1 pc(s).	
Type	PVHYM+M+XXXX6W-15	Version
Order No.	2877860000	Photovoltaics, Y-Connector Cable, 1x WM4 C Male, 2x MC4 Female,
GTIN (EAN)	4064675666424	6mm², 1500 V
Qty.	1 pc(s).	

PVN1M1I2S1FXVX01TXPX11**Weidmüller Interface GmbH & Co. KG**

Klingenbergstraße 26

D-32758 Detmold

Germany

www.weidmueller.com**Accessories****UV-resistant cable ties**

UV-resistant polyamide 6.6 ensures long durability of our special cable ties even with strong UV radiation. Ideal for continuous outdoor use.

General ordering data

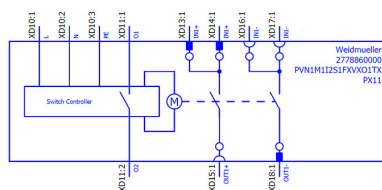
Type	CB-UVR 290/4,5 BK	Version
Order No.	2659350000	Cable ties, 4.5 x 290 mm, Polyamide 66, 220 N
GTIN (EAN)	4050118682816	
Qty.	100 pc(s).	

PVN1M1I2S1FXVXO1TXPX11

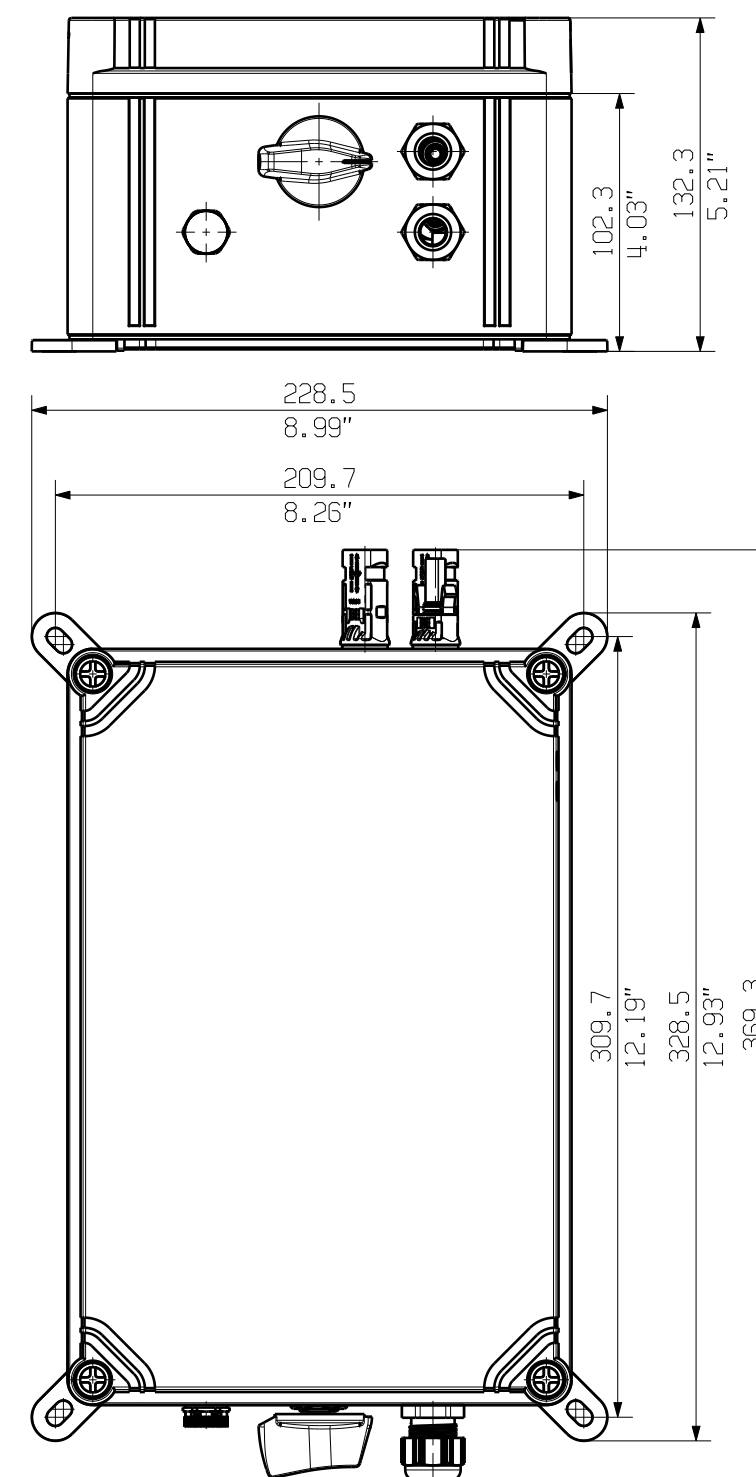
Weidmüller Interface GmbH & Co. KG
Klingenbergstraße 26
D-32758 Detmold
Germany

www.weidmueller.com

Drawings



The English version is binding



Darstellung mit Zubehoer
Shown with accessory 9536040000 MF FPC

Nicht im Lieferumfang enthalten!
Not included in delivery!

General Tolerances:		<input type="checkbox"/> WN700144-W..	<input type="checkbox"/> WN 212010	<input type="checkbox"/> ISO 2768-mK	Tolerances ISO 8015	
Changes:					75772	
Mat. No. (SAP)		2778860000			Drawing no. 0	
Drawings Assembly					Inde	
Drawn	Miske, Anna					
Responsible	Wohlgemuth, Klaus					
Approved	Püschner, Klaus					

Weidmüller 

2778860000 PVN1M1I2S1FXVX01TXPX11
COMBINERBOX RESIDENTIAL/COMMERCIAL
COMBINERBOX RESIDENTIAL/COMMERCIAL

75772

Drawing no.	Inde
Scale: 1/3	Sheet 3 / 3

F

Drehmoment
Torque 3Nm ± 0.5

Drehmoment Torque	0.8Nm ±0.15
----------------------	-------------

© Weidmueller Interface GmbH & Co. KG

A
B
C
D
E
F