

CH20M6 BP 4P-4P RD LF 1 1261515

Weidmüller Interface GmbH & Co. KG


Klingenbergstraße 26

D-32758 Detmold

Germany

www.weidmueller.com

Product image



The electronics world in a single slice

With a width of only 6.1 mm, a wide range of compact applications originates from this electronic development expertise.

The modular housing design supports the engineering with many intelligent features:

- **Maximum freedom of design** with large total surface area (6800 mm²) on the PCB – enabling the maximum component assembly with the space-saving form of the reflow-compatible THR terminals.
- **Customised design opportunities** with laser printing and housing colours, individual processing options, variable printing, and easily labelled hinged cover
- **Maximum processing efficiency** with reflow-compatible connection elements for reflow soldering in machine-ready tape packaging.
- **Error-free assembly and solder processes** with optimised frame and connecting adapter shapes on the PCB resulting in a perfect fit and positioning of the connection elements
- **Quick installation** with features such as "Wire Ready" or the all-purpose Multi-Tool screw head

The combination of extensive knowledge from electronics developers and Weidmüller competence - creating innovative synergy for electronics applications.

General ordering data

Version	Modular housing, OMNIMATE Housing - series CH20M red, Housing base, Width: 6.1 mm
Order No.	2771490000
Type	CH20M6 BP 4P-4P RD LF 1 1261515
GTIN (EAN)	4064675032229
Qty.	50 pc(s).

CH20M6 BP 4P-4P RD LF 1 1261515**Weidmüller Interface GmbH & Co. KG**

Klingenbergstraße 26

D-32758 Detmold

Germany

www.weidmueller.com

Technical data**Dimensions and weights**

Depth	114.3 mm	Depth (inches)	4.5 inch
Height	110.7 mm	Height (inches)	4.358 inch
Width	6.1 mm	Width (inches)	0.24 inch
Net weight	18.2 g		

Material data

Comparative Tracking Index (CTI)	400 ≤ CTI < 600	Insulating material	PBT
Insulating material group	II	UL 94 flammability rating	V-0

General data

Colour	red	Colour chart (similar)	RAL 3020
Encapsulation option	No	Protection degree	IP20 in installed state
Rail	TS 35		

Assembly properties

Number of PCBs, max.	1	Number of connection levels, max.	8
Number of poles, max.	8	Height of components on the PCB, max.	3.5 mm
Type of assembly of the PCB	one-sided		

Mechanical tests

According to Standard	DIN EN 61373:1999 (shock and vibration)		
Test conditions	50g additional weight on the PCB, five housings installed in a row, with endbrackets WEW 35/1 (1059000000)		
Proved axes	X, Y, Z		
Shock test	General test advices	All mechanical tests were tested on exemplary setup, or in view of depending regulation. The specified results do not replace approval relevant tests. They are just orientation values.	
	Test category	2	
	Number of shocks per axle	3 in positive and negative direction	
	Shock duration	18 ms	
	Acceleration horizontal	300 m/s ²	
	Acceleration vertical	300 m/s ²	
	Acceleration longitudinal	300 m/s ²	
Vibration test	Effective acceleration	42.5 m/s ²	
	Test duration	5 hours per axle	

Component properties

Number of connection levels, max.	8
-----------------------------------	---

Design - IN requirements

PCB thickness	0.8 mm	Tolerance for the PCB shape	±0.1 mm
Tolerance of circuit board thickness	±0.1 mm		

Individualization options

Alternative colours	More on request	Customer specific cutouts possible	Yes
Customer specific labelling possible	Yes	Customer specific order process	See guideline under downloads

Creation date April 27, 2024 1:48:45 PM CEST

CH20M6 BP 4P-4P RD LF 1 1261515**Weidmüller Interface GmbH & Co. KG**

Klingenbergstraße 26

D-32758 Detmold

Germany

www.weidmueller.com**Technical data****Classifications**

ETIM 7.0	EC001031	ETIM 8.0	EC001031
ETIM 9.0	EC001031	ECLASS 11.0	27-18-27-92
ECLASS 12.0	27-18-27-92	ECLASS 13.0	27-19-06-01

Downloads

Engineering Data	CAD data – PCB Reference Layout CAD data – STEP
Catalogues	Catalogues in PDF-format


CH20M6 BP 4P-4P RD LF 1 1261515

Weidmüller Interface GmbH & Co. KG
Klingenbergstraße 26
D-32758 Detmold
Germany

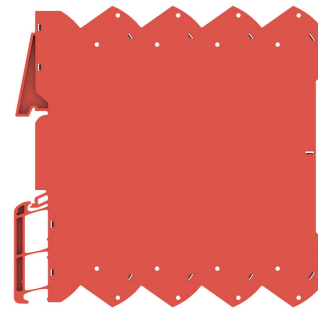
www.weidmueller.com

Drawings


Product image



Product image

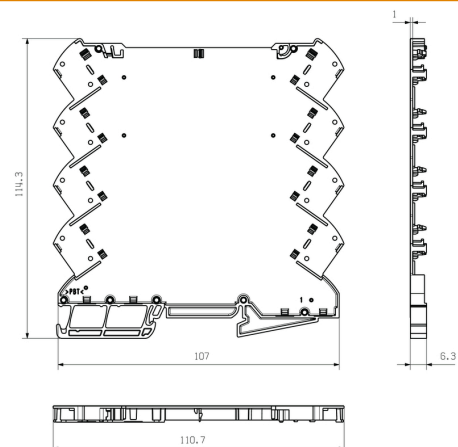


Product image



Base element without cut-out in snap-in foot area

Dimensioned drawing



CH20M6 BP 4P-4P RD LF 1 1261515

Weidmüller Interface GmbH & Co. KG
 Klingenbergstraße 26
 D-32758 Detmold
 Germany

www.weidmueller.com

Accessories

CH20M6 C - Tilt cover



The electronics world in a single slice

With a width of only 6.1 mm, a wide range of compact applications originates from this electronic development expertise.

The modular housing design supports the engineering with many intelligent features:

- **Maximum freedom of design** with large total surface area (6800 mm²) on the PCB – enabling the maximum component assembly with the space-saving form of the reflow-compatible THR terminals.
- **Customised design opportunities** with laser printing and housing colours, individual processing options, variable printing, and easily labelled hinged cover
- **Maximum processing efficiency** with reflow-compatible connection elements for reflow soldering in machine-ready tape packaging.
- **Error-free assembly and solder processes** with optimised frame and connecting adapter shapes on the PCB resulting in a perfect fit and positioning of the connection elements
- **Quick installation** with features such as "Wire Ready" or the all-purpose Multi-Tool screw head

The combination of extensive knowledge from electronics developers and Weidmüller competence - creating innovative synergy for electronics applications.

General ordering data

Type	CH20M6 C TP 8089	Version
Order No.	1073410000	Modular housing, OMNIMATE Housing - series CH20M Transparent,
GTIN (EAN)	4032248831203	Flip cover, Width: 6.1 mm
Qty.	50 pc(s).	
Type	CH20M6 C BK 1819	Version
Order No.	2418620000	Modular housing, OMNIMATE Housing - series CH20M black,
GTIN (EAN)	4032248899142	Transparent, Flip cover, Width: 6.1 mm
Qty.	50 pc(s).	