

DRL173615L**Weidmüller Interface GmbH & Co. KG**

Klingenbergstraße 26

D-32758 Detmold

Germany

www.weidmueller.com**Product image**

Similar to illustration

Individual relays within the D-SERIES DRL

- 1 CO contact
- Optional AC or DC coils
- With integrated status LED

General ordering data

Version	D-SERIES DRL, Relay, Number of contacts: 1, CO contact AgSnO, Rated control voltage: 115 V AC, Continuous current: 16 A, Flat blade connections (4.8 mm x 0.5 mm), Test button available: No
Order No.	2765380000
Type	DRL173615L
GTIN (EAN)	4064675076810
Qty.	20 pc(s).

DRL173615L**Weidmüller Interface GmbH & Co. KG**

Klingenbergstraße 26

D-32758 Detmold

Germany

www.weidmueller.com

Technical data**Dimensions and weights**

Depth	36 mm	Depth (inches)	1.417 inch
Height	28 mm	Height (inches)	1.102 inch
Width	21.5 mm	Width (inches)	0.846 inch
Net weight	36.25 g		

Temperatures

Storage temperature	-25 °C...55 °C	Operating temperature	-25 °C...55 °C
Humidity	35 % to 85 % relative humidity level		

Rated data UL

Certificate No. (cURus)	E312083
-------------------------	---------

Control side

Rated control voltage	115 V AC	Rated current AC	12,9 mA
Power rating	1.2 VA	Coil resistance	4430 $\Omega \pm 10\%$
Coil tolerance	10 %	Status indicator	red LED

Load side

Rated switching voltage	250 V AC	Continuous current	16 A
Max. switching frequency at rated load	0.1 Hz	Max. switching voltage, AC	250 V
Inrush current	80 A / 50 ms	AC switching capacity (resistive), max.	4000 VA
DC switching capacity (resistive), max.	480 W @ 24 V	Switch-on delay	< 20 ms
Switch-off delay	< 20 ms	Contact type	1 CO contact (AgSnO)
Mechanical service life	10 x 10 ⁶ switching cycles	Min. switching power	10 mA @ 12 V

General data

Test button available	No	
Mechanical switch position indicator	Yes	
Colour	Transparent	
UL94 flammability rating component	Component	Relay cover
	UL94 flammability rating	V-2
	Component	Relay baseplate
	UL94 flammability rating	V-0
	Component	Relay status indicator
	UL94 flammability rating	HB

Insulation coordination

Rated voltage	250 V	Pollution severity	3
Surge voltage category	III	Insulating material group	IIIa
Clearance and creepage distances for control side - load side	≥ 4 mm	Dielectric strength for control side - load side	2.5 kV _{eff} / 1 min
Dielectric strength of neighbouring contacts	2 kV _{eff} / 1 min	Dielectric strength of open contact	1.2 kV _{eff} / 1 min.
Impulse withstand voltage	5 kV (1.2/50 μ s)	Protection degree	IP20

DRL173615L**Weidmüller Interface GmbH & Co. KG**

Klingenbergstraße 26

D-32758 Detmold

Germany

www.weidmueller.com**Technical data****Further details of approvals / standards**

Certificate No. (cURus) E312083

Connection dataWire connection method Flat blade connections
(4.8 mm x 0.5 mm)**Classifications**

ETIM 6.0	EC001437	ETIM 7.0	EC001437
ETIM 8.0	EC001437	ETIM 9.0	EC001437
ECLASS 9.0	27-37-16-01	ECLASS 9.1	27-37-16-01
ECLASS 10.0	27-37-16-01	ECLASS 11.0	27-37-16-01
ECLASS 12.0	27-37-16-01	ECLASS 13.0	27-37-16-01

Approvals

Approvals



ROHS	Conform
UL File Number Search	UL Website
Certificate No. (cURus)	E312083

Downloads

Approval/Certificate/Document of Conformity	EU Konformitätserklärung / EU Declaration of Conformity
Engineering Data	CAD data – STEP
User Documentation	FL_D-SERIES_DRL1CO_LOAD_GUIDE
Catalogues	Catalogues in PDF-format

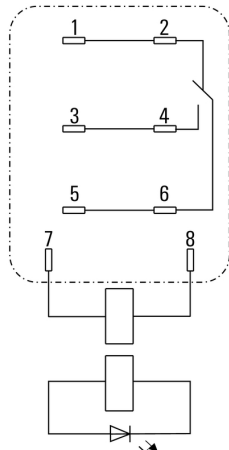
DRL173615L**Weidmüller Interface GmbH & Co. KG**

Klingenbergstraße 26

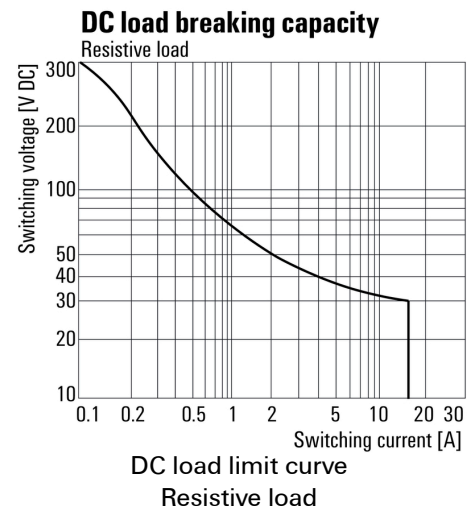
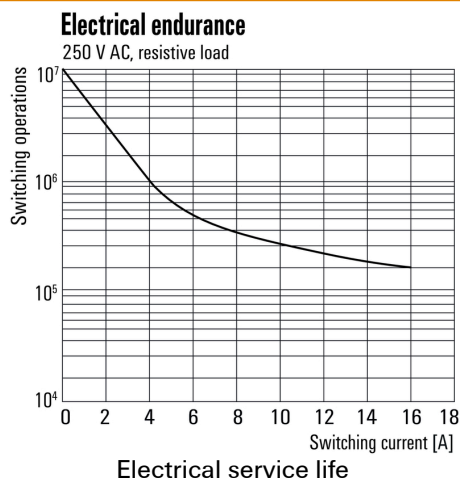
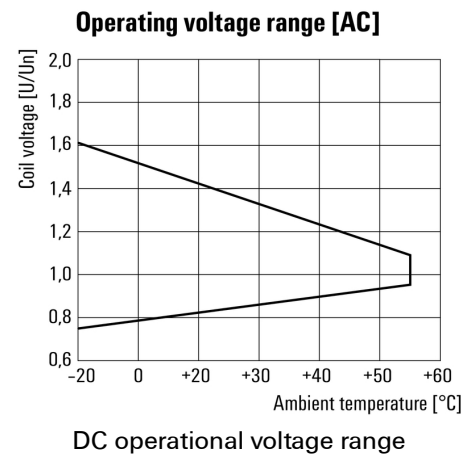
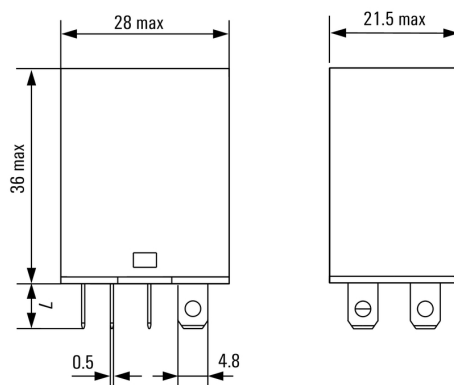
D-32758 Detmold

Germany

www.weidmueller.com

Drawings**Wiring diagram**

View of Pins from below

DC load limit curve**Graph****Graph****Dimensional drawing**

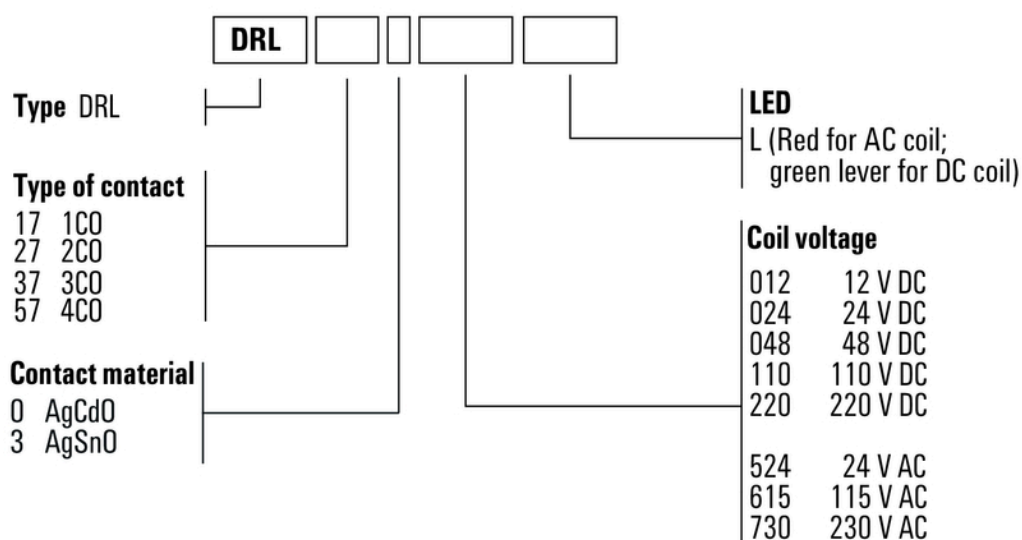
DRL173615L

Weidmüller Interface GmbH & Co. KG
Klingenbergstraße 26
D-32758 Detmold
Germany

www.weidmueller.com

Drawings

Miscellaneous



Type codes