

VPUM2I2SXXV200TXPX15**Weidmüller Interface GmbH & Co. KG**

Klingenbergstraße 26

D-32758 Detmold

Germany

www.weidmueller.com



PV Protect is the solution for optimum protection of the inverter against overvoltages. The ready-to-connect boxes are available for different system voltages and can be supplied with various arrester types and MPP trackers. Depending on requirements, connection is made via cable glands or WM4C connectors with convenient and reliable PUSH IN connection technology.

General ordering data

Version	Surge protection, 2 MPP's, Surge protection II, Cable gland, PUSH IN connection, 1500 V
Order No.	2756000000
Type	VPUM2I2SXXV200TXPX15
GTIN (EAN)	4064675003366
Qty.	1 pc(s).

VPUM2I2SXFV200TXPX15

Weidmüller Interface GmbH & Co. KG

Klingenbergstraße 26

D-32758 Detmold

Germany

www.weidmueller.com

Technical data

Dimensions and weights

Depth	91 mm	Depth (inches)	3.583 inch
Height	145 mm	Height (inches)	5.709 inch
Width	168 mm	Width (inches)	6.614 inch
Net weight	869 g		

Temperatures

Storage temperature	-40 °C...85 °C	Operating temperature	-40 °C...85 °C
Humidity	5 - 95% rel. humidity		

Enclosure

Connection type string	Internal terminal (with cable gland feed-through)	Enclosure attachment	Via the four holes under the cover screws
Switch disconnecter execution	no switch		

General data

Protection degree	IP67	Standards	EN 50539-11
-------------------	------	-----------	-------------

Inputs

Amount of maximum power points	2 MPP		
DC Input + & -	Wire connection	Type of connection	PUSH IN
	Cable entry	Number of cable entries	2
Functional earth connector	Cable entry	Number of cable entries	1
	Wire connection	Type of connection	PUSH IN
Fuse type	Neither fuse cartridge nor holder		

Surge protection DC side

Conditions and requirements	EN 50539-11	Discharge current I_n (8/20 μ s)	15 kA
Discharge current, max. (8/20 μ s)	40 kA	Operating height in the grounded PV system	≤ 4000 m
Operating height in ungrounded PV system	≤ 4000 m	PV system voltage, max. U_{cpv}	1,500 V
Protection level U_p (+/-, -/PE, +/-PE)	≤ 4.8 kV	Requirements class	Type II
Short-circuit current I_{SCPv}	11 kA	Standards	EN 50539-11
Total discharge current I_{total} (8/20 μ s)	50 kA		

Classifications

ETIM 6.0	EC000941	ETIM 7.0	EC000941
ETIM 8.0	EC000941	ETIM 9.0	EC000941
ECLASS 9.1	27-13-08-05	ECLASS 10.0	27-13-08-05
ECLASS 11.0	27-13-08-05	ECLASS 12.0	27-17-90-90
ECLASS 13.0	27-17-90-90		

VPUM2I2SXFV200TXPX15

Weidmüller Interface GmbH & Co. KG

Klingenbergstraße 26

D-32758 Detmold

Germany

www.weidmueller.com

Technical data

Tender specification sheets

Long specification

Designation 2: VPU PV
BOX CG II 5 1500 2M
Over voltage protection
box for inverters with
2Mpp tracker, used to pro-
tect the DC side. Max.
String voltage Uoc: 1500
V MPPT1: 1 input, con-
nection via cable gland
(4-8mmØ) cable cross sec-
tion: max. 16mm² MPPT
2 is identical to MPPT 1
Connection of the box in
stitch without DC switch
2 surge protection type II
Connection of function-
al earth via cable glands
(8-12mmØ) cable cross-
section: 16mm² Protection
class: IP65 and IP67 Plas-
tic enclosure Dimensions
HxWxD: 168x145x91
mm According to stan-
dard, EN 50539-11:
2013+A1:2014 IEC
61643-31: 2018

Important note

Product information

The SPD in the box cannot be replaced.

Approvals

Approvals



ROHS

Conform

Downloads

Approval/Certificate/Document of Con-
formity[EU Declaration of Conformity](#)

User Documentation

[Manual PV Protect T2](#)

Catalogues

[Catalogues in PDF-format](#)

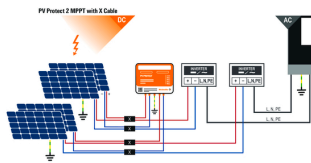
VPUM2I2SXFV200TXPX15

Weidmüller Interface GmbH & Co. KG
 Klingenbergstraße 26
 D-32758 Detmold
 Germany

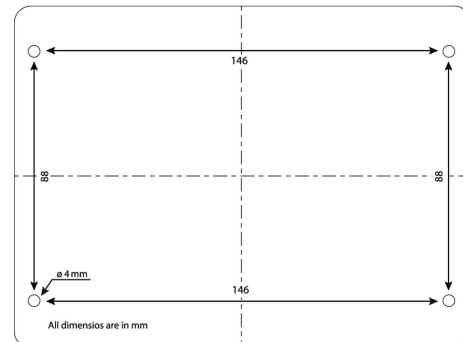
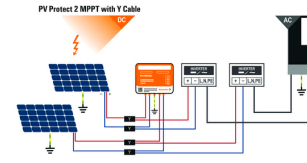
www.weidmueller.com

Drawings

Connection diagram



Connection diagram



VPUM2I2SXFV200TXPX15									
Series	PVN = PV Next								Voltage
	VPU = PV Protect								10 = 1kV
									11 = 1.1kV
									15 = 1.5kV
Level	1 = DC trunk box (L1)								Powersupply
									x = n/a
Series	1 = 1 MPPT supported								Monitoring
	2 = 2 MPPT supported								x = n/a
	3 = 3 MPPT supported								Output Type
	4 = 4 MPPT supported								0 = GG
	6 = 6 MPPT supported								1 = VMAC
									2 = MCA-5m 2
Inputs	1..12 inputs								SPD
									0 = TYP II
Switch	x = n/a								1 = TYP I-II
	0 = manual switch								X = No SPD
	1 = remote switch								Fuses
									x = n/a
									3 = only fuse holders

VPUM2I2SXFV200TXPX15

Weidmüller Interface GmbH & Co. KG

Klingenbergstraße 26

D-32758 Detmold

Germany

www.weidmueller.com

Accessories

... for photovoltaic plug-in connectors



After stripping the insulation, a suitable contact or wire end ferrule can be crimped onto the end of the cable. Crimping forms a secure connection between conductor and contact and has largely replaced soldering. Crimping denotes the creation of a homogeneous, permanent connection between conductor and connecting element. The connection can be made only with high-quality precision tools. The result is a secure and reliable connection both in mechanical and electrical terms. Weidmüller offers a wide range of mechanical crimping tools. Integral ratchets with release mechanisms guarantee optimum crimping. Crimped connections made with Weidmüller tools comply with international standards and regulations.

General ordering data

Type	CTF PV WM4	Version
Order No.	1222870000	Photovoltaics, Crimping tool for photovoltaic contacts, Mechanical,
GTIN (EAN)	4050118006254	without interchangeable inserts
Qty.	1 pc(s).	

X-Connector Cables



The Y or X cable is used to connect three or four elements of a PV system, such as the connection between PV panels, inverters and surge protection boxes. The cables are available in different connection variants.

General ordering data

Type	PVHXW+W+PXXX06M-15	Version
Order No.	2814290000	Photovoltaics, X-Connector Cable, 2x WM4 C Female, 1x Partly
GTIN (EAN)	4064675298977	stripped cable end, 1x WM4 C Male, 6mm², 1500 V
Qty.	1 pc(s).	
Type	PVHXW-W-PXXX06W+15	Version
Order No.	2814280000	Photovoltaics, X-Connector Cable, 2x WM4 C Male, 1x Partly stripped
GTIN (EAN)	4064675298960	cable end, 1x WM4 C Female, 6mm², 1500 V
Qty.	1 pc(s).	

VPUM2I2SXFV200TXPX15**Weidmüller Interface GmbH & Co. KG**

Klingenbergstraße 26

D-32758 Detmold

Germany

www.weidmueller.com**Accessories****Tools**

- For flexible and solid conductors with special insulating materials
- High-quality stripping for industrial applications (complies with aircraft industry requirements)
- Specially shaped blades enable stripping of special types of insulation and conductor configurations
- Stripping length adjustable via end stop
- Very versatile thanks to interchangeable stripping units
- Stripping results reproduced accurately over and over again
- No damage to the conductor
- A long-lasting, reliable tool thanks to its sturdy design
- Integrated cutting function

General ordering data

Type	MULTI-STRIPAX PV	Version
Order No.	1190490000	Photovoltaics, Plug-in connector
GTIN (EAN)	4032248973262	
Qty.	1 pc(s).	

Crosshead screwdriver Phillips

Crosshead screwdriver, Phillips, SDK PH DIN 5262, ISO 8764/2-PH, output to ISO 8764-PH, ChromTop tip, SoftFinish grip

General ordering data

Type	SDK PH2	Version
Order No.	9008490000	Screwdriver, Screwdriver
GTIN (EAN)	4032248056484	
Qty.	1 pc(s).	

VPUM2I2SXXV200TXPX15**Weidmüller Interface GmbH & Co. KG**

Klingenbergstraße 26

D-32758 Detmold

Germany

www.weidmueller.com**Accessories****Y-Connector Cables**

The Y or X cable is used to connect three or four elements of a PV system, such as the connection between PV panels, inverters and surge protection boxes. The cables are available in different connection variants.

General ordering data

Type	PVHYW-XXPXXX06W+15	Version
Order No.	2814220000	Photovoltaics, Y-Connector Cable, 1x WM4 C Male, 1x Partly stripped
GTIN (EAN)	4064675298908	cable end, 1x WM4 C Female, 6mm ² , 1500 V
Qty.	1 pc(s).	