

VPUM2I2SXXV200TXPX10**Weidmüller Interface GmbH & Co. KG**

Klingenbergstraße 26

D-32758 Detmold

Germany

www.weidmueller.com



PV Protect is the solution for optimum protection of the inverter against overvoltages. The ready-to-connect boxes are available for different system voltages and can be supplied with various arrester types and MPP trackers. Depending on requirements, connection is made via cable glands or WM4C connectors with convenient and reliable PUSH IN connection technology.

General ordering data

| | |
|------------|---|
| Version | Surge protection, 2 MPP's, Surge protection II, Cable gland, PUSH IN connection, 1000 V |
| Order No. | 2755960000 |
| Type | VPUM2I2SXXV200TXPX10 |
| GTIN (EAN) | 4064675003311 |
| Qty. | 1 pc(s). |

VPUM2I2SXFV200TXPX10

Weidmüller Interface GmbH & Co. KG

Klingenbergstraße 26

D-32758 Detmold

Germany

www.weidmueller.com

Technical data

Dimensions and weights

| | | | |
|------------|--------|-----------------|------------|
| Depth | 91 mm | Depth (inches) | 3.583 inch |
| Height | 145 mm | Height (inches) | 5.709 inch |
| Width | 168 mm | Width (inches) | 6.614 inch |
| Net weight | 890 g | | |

Temperatures

| | | | |
|---------------------|-----------------------|-----------------------|----------------|
| Storage temperature | -40 °C...85 °C | Operating temperature | -40 °C...85 °C |
| Humidity | 5 - 95% rel. humidity | | |

Enclosure

| | | | |
|-------------------------------|---|----------------------|---|
| Connection type string | Internal terminal (with cable gland feed-through) | Enclosure attachment | Via the four holes under the cover screws |
| Switch disconnecter execution | no switch | | |

General data

| | | | |
|-------------------|------|-----------|-------------|
| Protection degree | IP67 | Standards | EN 50539-11 |
|-------------------|------|-----------|-------------|

Inputs

| | | | |
|--------------------------------|-----------------------------------|-------------------------|---------|
| Amount of maximum power points | 2 MPP | | |
| DC Input + & - | Wire connection | Type of connection | PUSH IN |
| | Cable entry | Number of cable entries | 2 |
| Functional earth connector | Cable entry | Number of cable entries | 1 |
| | Wire connection | Type of connection | PUSH IN |
| Fuse type | Neither fuse cartridge nor holder | | |

Surge protection DC side

| | | | |
|--|---------------|--|---------------|
| Conditions and requirements | EN 50539-11 | Discharge current I_n (8/20 μ s) | 20 kA |
| Discharge current, max. (8/20 μ s) | 40 kA | Maximum continuous operating voltage DC UCPV mode +/-, -/PE, +/-PE | 1,100 V |
| Operating height in the grounded PV system | ≤ 4000 m | Operating height in ungrounded PV system | ≤ 4000 m |
| PV system voltage, max. U_{cpv} | 1,100 V | Protection level U_p (+/-, -/PE, +/-PE) | $\leq 4,2$ kV |
| Requirements class | Type II | Short-circuit current I_{scpv} | 11 kA |
| Standards | EN 50539-11 | Total discharge current I_{total} (8/20 μ s) | 50 kA |

Classifications

| | | | |
|-------------|-------------|-------------|-------------|
| ETIM 6.0 | EC000941 | ETIM 7.0 | EC000941 |
| ETIM 8.0 | EC000941 | ETIM 9.0 | EC000941 |
| ECLASS 9.1 | 27-13-08-05 | ECLASS 10.0 | 27-13-08-05 |
| ECLASS 11.0 | 27-13-08-05 | ECLASS 12.0 | 27-17-90-90 |
| ECLASS 13.0 | 27-17-90-90 | | |

VPUM2I2SXFV200TXPX10**Weidmüller Interface GmbH & Co. KG**

Klingenbergstraße 26

D-32758 Detmold

Germany

www.weidmueller.com**Technical data****Tender specification sheets**

Long specification

Designation 2: VPU PV
BOX CG II 5 1000 2M
Over voltage protection
box for inverters with
2Mpp tracker, used to pro-
tect the DC side. Max.
String voltage Uoc: 1000
V MPPT1: 1 input, con-
nection via cable gland
(4-8mmØ) cable cross sec-
tion: max. 16mm² MPPT
2 is identical to MPPT 1
Connection of the box in
stitch without DC switch
2 surge protection type II
Connection of function-
al earth via cable glands
(8-12mmØ) cable cross-
section: 16mm² Protection
class: IP65 and IP67 Plas-
tic enclosure Dimensions
HxWxD: 168x145x91
mm According to stan-
dard, EN 50539-11:
2013+A1:2014 IEC
61643-31: 2018

Important note

Product information

The SPD in the box cannot be replaced.

Approvals

Approvals



ROHS

Conform

DownloadsApproval/Certificate/Document of Con-
formity[EU Declaration of Conformity](#)

User Documentation

[Manual PV Protect T2](#)

Catalogues

[Catalogues in PDF-format](#)

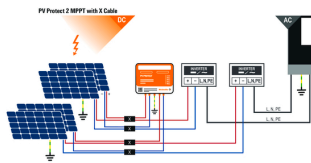
VPUM2I2SXFV200TXPX10

Weidmüller Interface GmbH & Co. KG
Klingenbergstraße 26
D-32758 Detmold
Germany

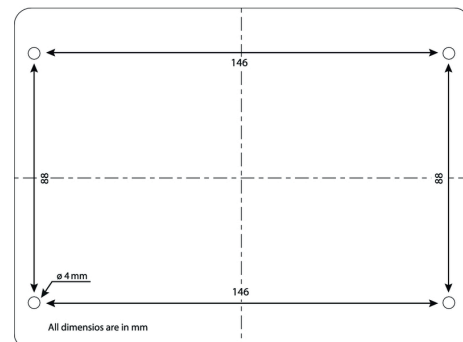
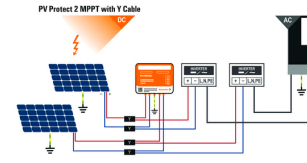
www.weidmueller.com

Drawings

Connection diagram



Connection diagram



| PVN 1 M2 I6 S0 F3 V1 Q1 TX PX 10 | | | | | | | | | | | |
|----------------------------------|--|--|--------------------|--|--|---------------------|--|--|-----------------------|--|--|
| Series | | | Voltage | | | Power supply | | | Monitoring | | |
| PVN = PV Next | | | 10 = 1kV | | | x = n/a | | | x = n/a | | |
| VPN = PV Protect | | | 11 = 1.1kV | | | | | | | | |
| | | | 15 = 1.5kV | | | | | | | | |
| Level | | | Output Type | | | SPD | | | Fuses | | |
| 1 = DC trunk box (L1) | | | 0 = GG | | | 0 = TYP II | | | x = n/a | | |
| Series | | | 1 = VMMAC | | | 1 = TYP I+II | | | 3 = only fuse holders | | |
| 1 = 1 MPPT supported | | | 2 = MCA-5m 2 | | | X = No SPD | | | | | |
| 2 = 2 MPPT supported | | | | | | | | | | | |
| 3 = 3 MPPT supported | | | | | | | | | | | |
| 4 = 4 MPPT supported | | | | | | | | | | | |
| 6 = 6 MPPT supported | | | | | | | | | | | |
| Inputs | | | | | | | | | | | |
| 1...12 inputs | | | | | | | | | | | |
| Switch | | | | | | | | | | | |
| x = n/a | | | | | | | | | | | |
| 0 = manual switch | | | | | | | | | | | |
| 1 = remote switch | | | | | | | | | | | |

VPUM2I2SXXFXV200TXPX10**Weidmüller Interface GmbH & Co. KG**

Klingenbergstraße 26

D-32758 Detmold

Germany

www.weidmueller.com**Accessories****Crosshead screwdriver Phillips**

Crosshead screwdriver, Phillips, SDK PH DIN 5262, ISO 8764/2-PH, output to ISO 8764-PH, ChromTop tip, SoftFinish grip

General ordering data

| | | |
|------------|----------------------------|--------------------------|
| Type | SDK PH2 | Version |
| Order No. | 9008490000 | Screwdriver, Screwdriver |
| GTIN (EAN) | 4032248056484 | |
| Qty. | 1 pc(s). | |

X-Connector Cables

The Y or X cable is used to connect three or four elements of a PV system, such as the connection between PV panels, inverters and surge protection boxes. The cables are available in different connection variants.

General ordering data

| | | |
|------------|----------------------------|---|
| Type | PVHXW-W-PXXX06W+15 | Version |
| Order No. | 2814280000 | Photovoltaics, X-Connector Cable, 2x WM4 C Male, 1x Partly stripped |
| GTIN (EAN) | 4064675298960 | cable end, 1x WM4 C Female, 6mm ² , 1500 V |
| Qty. | 1 pc(s). | |
| Type | PVHXW+W-PXXX06M-15 | Version |
| Order No. | 2814290000 | Photovoltaics, X-Connector Cable, 2x WM4 C Female, 1x Partly |
| GTIN (EAN) | 4064675298977 | stripped cable end, 1x WM4 C Male, 6mm ² , 1500 V |
| Qty. | 1 pc(s). | |

VPUM2I2SXXV200TXPX10**Weidmüller Interface GmbH & Co. KG**

Klingenbergstraße 26

D-32758 Detmold

Germany

www.weidmueller.com**Accessories****... for photovoltaic plug-in connectors**

After stripping the insulation, a suitable contact or wire end ferrule can be crimped onto the end of the cable. Crimping forms a secure connection between conductor and contact and has largely replaced soldering. Crimping denotes the creation of a homogeneous, permanent connection between conductor and connecting element. The connection can be made only with high-quality precision tools. The result is a secure and reliable connection both in mechanical and electrical terms. Weidmüller offers a wide range of mechanical crimping tools. Integral ratchets with release mechanisms guarantee optimum crimping. Crimped connections made with Weidmüller tools comply with international standards and regulations.

General ordering data

| | | |
|------------|----------------------------|---|
| Type | CTF PV WM4 | Version |
| Order No. | 1222870000 | Photovoltaics, Crimping tool for photovoltaic contacts, Mechanical, |
| GTIN (EAN) | 4050118006254 | without interchangeable inserts |
| Qty. | 1 pc(s). | |

Y-Connector Cables

The Y or X cable is used to connect three or four elements of a PV system, such as the connection between PV panels, inverters and surge protection boxes. The cables are available in different connection variants.

General ordering data

| | | |
|------------|----------------------------|---|
| Type | PVHYW-XXPXX06W+15 | Version |
| Order No. | 2814220000 | Photovoltaics, Y-Connector Cable, 1x WM4 C Male, 1x Partly stripped |
| GTIN (EAN) | 4064675298908 | cable end, 1x WM4 C Female, 6mm², 1500 V |
| Qty. | 1 pc(s). | |

VPUM2I2SXXV200TXPX10**Weidmüller Interface GmbH & Co. KG**

Klingenbergstraße 26

D-32758 Detmold

Germany

www.weidmueller.com**Accessories****Tools**

- For flexible and solid conductors with special insulating materials
- High-quality stripping for industrial applications (complies with aircraft industry requirements)
- Specially shaped blades enable stripping of special types of insulation and conductor configurations
- Stripping length adjustable via end stop
- Very versatile thanks to interchangeable stripping units
- Stripping results reproduced accurately over and over again
- No damage to the conductor
- A long-lasting, reliable tool thanks to its sturdy design
- Integrated cutting function

General ordering data

| | | |
|------------|----------------------------|----------------------------------|
| Type | MULTI-STRIPAX PV | Version |
| Order No. | 1190490000 | Photovoltaics, Plug-in connector |
| GTIN (EAN) | 4032248973262 | |
| Qty. | 1 pc(s). | |