


A2C 95/120 DL BL**Weidmüller Interface GmbH & Co. KG**

Klingenbergstraße 26

D-32758 Detmold

Germany

www.weidmueller.com**General ordering data**

Version	Feed-through terminal, PUSH IN, 95 mm², 1000 V, 232 A, blue
Order No.	2755910000
Type	A2C 95/120 DL BL
GTIN (EAN)	4064675005131
Qty.	5 pc(s).

A2C 95/120 DL BL**Weidmüller Interface GmbH & Co. KG**

Klingenbergstraße 26

D-32758 Detmold

Germany

www.weidmueller.com

Technical data**Dimensions and weights**

Depth	90 mm	Depth (inches)	3.543 inch
Height	101.5 mm	Height (inches)	3.996 inch
Width	25 mm	Width (inches)	0.984 inch
Net weight	170 g		

Temperatures

Storage temperature	-25 °C...55 °C	Continuous operating temp., min.	-60 °C
Continuous operating temp., max.	130 °C		

Material data

Material	Wemid	Colour	blue
Colour of operational elements	orange	UL 94 flammability rating	V-0

Rating data IECEx/ATEX

Certificate No. (ATEX)	TUEV16ATEX7909U	Certificate No. (IECEX)	IECEXTUR16.0036U
Max. voltage (ATEX)	1100 V	Current (ATEX)	211 A
Wire cross section max. (ATEX)	120 mm ²	Max. voltage (IECEX)	1100 V
Current (IECEX)	211 A	Wire cross section max. (IECEX)	120 mm ²

System specifications

End cover plate required	No	Number of levels	1
Number of clamping points per level	2	Number of potentials per tier	1
Levels cross-connected internally	No	Rail	TS 35
N-function	Yes	PE function	No
PEN function	No		

Additional technical data

Explosion-tested version	Yes	Open sides	closed
Type of fixing	TS 35	Type of mounting	Snap-on

Conductors for clamping (additional connection)

Connection type, additional connection PUSH IN

A2C 95/120 DL BL

Weidmüller Interface GmbH & Co. KG

Klingenbergstraße 26

D-32758 Detmold

Germany

www.weidmueller.com

Technical data

Conductors for clamping (rated connection)

Blade size	1.0 x 5.5 mm	Clamping range, max.	120 mm ²
Clamping range, min.	25 mm ²	Connection cross-section, stranded, max.	120 mm ²
Connection cross-section, stranded, min.	25 mm ²	Connection direction	on side
Number of connections	2	Stripping length	40 mm
Type of connection	PUSH IN	Wire connection cross section AWG, max.	AWG 3/0
Wire connection cross section, finely stranded, max.	120 mm ²	Wire connection cross section, finely stranded, min.	25 mm ²
Wire connection cross-section, finely stranded with wire-end ferrules DIN 46228/1, max.	95 mm ²	Wire connection cross-section, finely stranded with wire-end ferrules DIN 46228/1, min.	25 mm ²
Wire connection cross-section, finely stranded with wire-end ferrules DIN 46228/4, max.	95 mm ²	Wire connection cross-section, finely stranded with wire-end ferrules DIN 46228/4, min.	25 mm ²
Wire connection cross-section, solid core, max.	120 mm ²	Wire connection cross-section, solid core, min.	25 mm ²

General

Rail	TS 35	Standards	IEC 60947-7-1
Wire connection cross section AWG, max.	AWG 3/0		

Rating data

Rated cross-section	95 mm ²	Rated voltage	1,000 V
Rated DC voltage	1,500 V	Rated current	232 A
Current at maximum wires	232 A	Standards	IEC 60947-7-1
Volume resistance according to IEC 60947-7-x	0.12 mΩ	Rated impulse withstand voltage	8 kV
Power loss in accordance with IEC 60947-7-x	7.42 W	Pollution severity	3
Surge voltage category	III		

Classifications

ETIM 6.0	EC000897	ETIM 7.0	EC000897
ETIM 8.0	EC000897	ETIM 9.0	EC000897
ECLASS 9.0	27-14-11-20	ECLASS 9.1	27-14-11-20
ECLASS 10.0	27-14-11-20	ECLASS 11.0	27-14-11-20
ECLASS 12.0	27-14-11-20	ECLASS 13.0	27-25-01-01

Approvals

Approvals



A2C 95/120 DL BL

Weidmüller Interface GmbH & Co. KG

Klingenbergstraße 26

D-32758 Detmold

Germany

www.weidmueller.com

Technical data

Downloads



Approval/Certificate/Document of Conformity	Attestation of Conformity
	UKCA Ex Attestation of Conformity
	IECEX Certificate
	ATEX Certificate
	DNVGL certificate
	CB Testreport
	CB Certificate
	UKCA Ex Certificate
	CE Declaration of Conformity
Engineering Data	Confirmation of Standards EN 45545-2_2020-10
	CAD data – STEP
	NTI A2C 95/120
	Catalogues in PDF-format

A2C 95/120 DL BL

Weidmüller Interface GmbH & Co. KG
Klingenbergstraße 26
D-32758 Detmold
Germany

www.weidmueller.com

Drawings



A2C 95/120 DL BL

Weidmüller Interface GmbH & Co. KG

Klingenbergstraße 26

D-32758 Detmold

Germany

www.weidmueller.com

Accessories

A-Series



Weidmüller's range of products includes end brackets that guarantee a permanent, reliable mounting on the terminal rail and prevent sliding. Versions with and without screws are available. The end brackets include marking options, also for group markers, and also a test plug holder.

General ordering data

Type	AEB 35 SC/1	Version
Order No.	1991920000	A-series, End bracket
GTIN (EAN)	4050118376722	
Qty.	50 pc(s).	
Type	AEB 35 SCL/1 V0 BK	Version
Order No.	2661300000	A-series, End bracket
GTIN (EAN)	4050118702187	
Qty.	20 pc(s).	
Type	AEB 35 SCL/1 V0	Version
Order No.	2661280000	A-series, End bracket
GTIN (EAN)	4050118702163	
Qty.	20 pc(s).	
Type	AEB 35 SC/1 BK	Version
Order No.	2475310000	A-series, End bracket
GTIN (EAN)	4050118487114	
Qty.	50 pc(s).	
Type	AEB 35 SCL/1 V0 GY	Version
Order No.	2661290000	A-series, End bracket
GTIN (EAN)	4050118702170	
Qty.	20 pc(s).	

95/120 mm²

Power feed-in

Our wide range of W-Series terminal blocks with our WPD main line branch terminals, which are optimised to guarantee both convenience and space gains, ensures a secure and convenient connection at the power feed-in.

General ordering data

Type	ZQV 95/120N/3	Version
Order No.	2694260000	Cross-connector (terminal), 192 A, orange
GTIN (EAN)	4064675266570	
Qty.	10 pc(s).	

A2C 95/120 DL BL

Weidmüller Interface GmbH & Co. KG

Klingenbergstraße 26

D-32758 Detmold

Germany

www.weidmueller.com

Accessories

Type	ZQV 95/120N/2	Version
Order No.	2694250000	Cross-connector (terminal), Plugged, Number of poles: 2, Pitch in mm
GTIN (EAN)	4064675266563	(P): 25.00, Insulated: Yes, 192 A, orange
Qty.	10 pc(s).	

A-Series



Power feed-in

Our wide range of W-Series terminal blocks with our WPD main line branch terminals, which are optimised to guarantee both convenience and space gains, ensures a secure and convenient connection at the power feed-in.

General ordering data

Type	AAC 50-185 2X10	Version
Order No.	2663420000	Auxiliary connection (terminal), 10 mm ² , Number of connections: 2
GTIN (EAN)	4064675027966	
Qty.	5 pc(s).	
Type	AAC 50-185 2X10 BL	Version
Order No.	2663430000	Auxiliary connection (terminal), 10 mm ² , Number of connections: 2
GTIN (EAN)	4064675027973	
Qty.	5 pc(s).	
Type	AAC 50-185 2X10 GN-YL	Version
Order No.	2663440000	Auxiliary connection (terminal), 10 mm ² , Number of connections: 2
GTIN (EAN)	4064675027980	
Qty.	5 pc(s).	
Type	AAC 50-185 2X10 BK-YL	Version
Order No.	2663450000	Auxiliary connection (terminal), 10 mm ² , Number of connections: 2
GTIN (EAN)	4064675027997	
Qty.	5 pc(s).	