


A2C 50/70 FE DL**Weidmüller Interface GmbH & Co. KG**

Klingenbergstraße 26

D-32758 Detmold

Germany

www.weidmueller.com**General ordering data**

Version	Feed-through terminal, PUSH IN, 50 mm², 1000 V, 150 A, black/yellow
Order No.	2742100000
Type	A2C 50/70 FE DL
GTIN (EAN)	4064675002390
Qty.	5 pc(s).

A2C 50/70 FE DL**Weidmüller Interface GmbH & Co. KG**

Klingenbergstraße 26

D-32758 Detmold

Germany

www.weidmueller.com

Technical data**Dimensions and weights**

Depth	80.5 mm	Depth (inches)	3.169 inch
Height	101.5 mm	Height (inches)	3.996 inch
Width	20 mm	Width (inches)	0.787 inch
Net weight	129.1 g		

Temperatures

Storage temperature	-25 °C...55 °C	Continuous operating temp., min.	-60 °C
Continuous operating temp., max.	130 °C		

Material data

Material	Wemid	Colour	black/yellow
Colour of operational elements	orange	UL 94 flammability rating	V-0

Rating data IECEx/ATEX

Certificate No. (ATEX)	TUEV16ATEX7909U	Certificate No. (IECEX)	IECEXTUR16.0036U
Wire cross section max. (ATEX)	70 mm ²	Wire cross section max. (IECEX)	70 mm ²

System specifications

End cover plate required	No	Number of potentials	1
Number of levels	1	Number of clamping points per level	2
Levels cross-connected internally	No	Rail	TS 35
N-function	No	PE function	No
PEN function	No		

Additional technical data

Explosion-tested version	Yes	Open sides	closed
Snap-on	Yes	Type of fixing	Snap-on
Type of mounting	Snap-on		

Conductors for clamping (additional connection)

Connection type, additional connection PUSH IN

A2C 50/70 FE DL**Weidmüller Interface GmbH & Co. KG**

Klingenbergstraße 26

D-32758 Detmold

Germany

www.weidmueller.com

Technical data**Conductors for clamping (rated connection)**

Blade size	1.0 x 5.5 mm	Clamping range, max.	70 mm ²
Clamping range, min.	10 mm ²	Connection cross-section, stranded, max.	70 mm ²
Connection cross-section, stranded, min.	10 mm ²	Connection direction	on side
Number of connections	2	Stripping length	30 mm
Type of connection	PUSH IN	Wire connection cross section, finely stranded, max.	70 mm ²
Wire connection cross section, finely stranded, min.	10 mm ²	Wire connection cross-section, finely stranded with wire-end ferrules DIN 46228/1, max.	50 mm ²
Wire connection cross-section, finely stranded with wire-end ferrules DIN 46228/1, min.	10 mm ²	Wire connection cross-section, finely stranded with wire-end ferrules DIN 46228/4, max.	50 mm ²
Wire connection cross-section, finely stranded with wire-end ferrules DIN 46228/4, min.	10 mm ²	Wire connection cross-section, solid core, max.	16 mm ²
Wire connection cross-section, solid core, min.	10 mm ²		

General

Rail	TS 35	Standards	IEC 60947-7-1
------	-------	-----------	---------------

Rating data

Rated cross-section	50 mm ²	Rated voltage	1,000 V
Rated DC voltage	1,500 V	Rated current	150 A
Current at maximum wires	150 A	Standards	IEC 60947-7-1
Volume resistance according to IEC 60947-7-x	0.21 mΩ	Rated impulse withstand voltage	8 kV
Power loss in accordance with IEC 60947-7-x	4.8 W	Pollution severity	3
Surge voltage category	III		

Classifications

ETIM 6.0	EC000897	ETIM 7.0	EC000897
ETIM 8.0	EC000897	ETIM 9.0	EC000897
ECLASS 9.0	27-14-11-20	ECLASS 9.1	27-14-11-20
ECLASS 10.0	27-14-11-20	ECLASS 11.0	27-14-11-20
ECLASS 12.0	27-14-11-20	ECLASS 13.0	27-25-01-01

Approvals

Approvals



A2C 50/70 FE DL

Weidmüller Interface GmbH & Co. KG
Klingenbergstraße 26
D-32758 Detmold
Germany

www.weidmueller.com

Technical data

Downloads


Approval/Certificate/Document of Conformity	Attestation of Conformity
	UKCA Ex Attestation of Conformity
	IECEX Certificate
	ATEX Certificate
	UKCA Ex Certificate
	CE Declaration of Conformity
Engineering Data	UKCA declaration of conformity
	Confirmation of Standards EN 45545-2_2020-10
User Documentation	CAD data – STEP
Catalogues	NTI A2C 50/70
	Catalogues in PDF-format

A2C 50/70 FE DL

Weidmüller Interface GmbH & Co. KG
Klingenbergstraße 26
D-32758 Detmold
Germany

www.weidmueller.com

Drawings



A2C 50/70 FE DL

Weidmüller Interface GmbH & Co. KG

Klingenbergstraße 26

D-32758 Detmold

Germany

www.weidmueller.com

Accessories

A-Series



Test adapters and test plugs are used for the electrical connection between terminal blocks and the test equipment. In this way, an electrical contact can be established in the wired state and measurements can be done easily.

General ordering data

Type	ATPG 1.5-10 L	Version
Order No.	1991890000	Test adapter (terminal), 1.5 mm ² , 250 V, 0.2 A
GTIN (EAN)	4050118376647	
Qty.	50 pc(s).	

Additional accessories

**No task is too small when creating the perfect solution.**

Connections form just one part of the overall process. Small details are often the key to the perfect solution in applications where potentials are tested, grouped or even isolated.

A system is not a system without small but essential details:

- Test plugs ensure reliable pick-up from diagnostic sockets

In tandem with the manufacturing process and application.

General ordering data

Type	PS 2.0 MC	Version	Product data	Packaging
Order No.	0310000000	PCB plug-in connector, Accessories, Test plug, red, Number of poles: 1		Box
GTIN (EAN)	4008190000059			
Qty.	20 pc(s).			

A2C 50/70 FE DL**Weidmüller Interface GmbH & Co. KG**

Klingenbergstraße 26

D-32758 Detmold

Germany

www.weidmueller.com**Accessories****A-Series****Power feed-in**

Our wide range of W-Series terminal blocks with our WPD main line branch terminals, which are optimised to guarantee both convenience and space gains, ensures a secure and convenient connection at the power feed-in.

General ordering data

Type	AAC 50-185 2X10 BK-YL	Version
Order No.	2663450000	Auxiliary connection (terminal), 10 mm², Number of connections: 2
GTIN (EAN)	4064675027997	
Qty.	5 pc(s).	
Type	AAC 50-185 2X10 BL	Version
Order No.	2663430000	Auxiliary connection (terminal), 10 mm², Number of connections: 2
GTIN (EAN)	4064675027973	
Qty.	5 pc(s).	
Type	AAC 50-185 2X10	Version
Order No.	2663420000	Auxiliary connection (terminal), 10 mm², Number of connections: 2
GTIN (EAN)	4064675027966	
Qty.	5 pc(s).	
Type	AAC 50-185 2X10 GN-YL	Version
Order No.	2663440000	Auxiliary connection (terminal), 10 mm², Number of connections: 2
GTIN (EAN)	4064675027980	
Qty.	5 pc(s).	

50/70 mm²**Power feed-in**

Our wide range of W-Series terminal blocks with our WPD main line branch terminals, which are optimised to guarantee both convenience and space gains, ensures a secure and convenient connection at the power feed-in.

General ordering data

Type	ZQV 50/70N/2	Version
Order No.	2663400000	Cross-connector (terminal), Plugged, Number of poles: 2, Pitch in mm
GTIN (EAN)	4064675266198	(P): 20.00, Insulated: Yes, 150 A, orange
Qty.	10 pc(s).	

A2C 50/70 FE DL

Weidmüller Interface GmbH & Co. KG

Klingenbergstraße 26

D-32758 Detmold

Germany

www.weidmueller.com

Accessories

A-Series



Weidmüller's range of products includes end brackets that guarantee a permanent, reliable mounting on the terminal rail and prevent sliding. Versions with and without screws are available. The end brackets include marking options, also for group markers, and also a test plug holder.


General ordering data

Type	AEB 35 SCL/1 V0	Version
Order No.	2661280000	A-series, End bracket
GTIN (EAN)	4050118702163	
Qty.	20 pc(s).	
Type	AEB 35 SC/1	Version
Order No.	1991920000	A-series, End bracket
GTIN (EAN)	4050118376722	
Qty.	50 pc(s).	
Type	AEB 35 SCL/1 V0 BK	Version
Order No.	2661300000	A-series, End bracket
GTIN (EAN)	4050118702187	
Qty.	20 pc(s).	
Type	AEB 35 SCL/1 V0 GY	Version
Order No.	2661290000	A-series, End bracket
GTIN (EAN)	4050118702170	
Qty.	20 pc(s).	
Type	AEB 35 SC/1 BK	Version
Order No.	2475310000	A-series, End bracket
GTIN (EAN)	4050118487114	
Qty.	50 pc(s).	

A-Series

Power feed-in

Our wide range of W-Series terminal blocks with our WPD main line branch terminals, which are optimised to guarantee both convenience and space gains, ensures a secure and convenient connection at the power feed-in.



General ordering data

Type	AAM 35-185 YE FLASH	Version
Order No.	2635600000	Terminal marker, 23.5 x 12 mm, Pitch in mm (P): 12.00 yellow
GTIN (EAN)	4050118674545	
Qty.	40 pc(s).	