

A2C 35 DL**Weidmüller Interface GmbH & Co. KG**

Klingenbergstraße 26

D-32758 Detmold

Germany

www.weidmueller.com**Power feed-in**

Our wide range of W-Series terminal blocks with our WPD main line branch terminals, which are optimised to guarantee both convenience and space gains, ensures a secure and convenient connection at the power feed-in.

General ordering data

| | |
|------------|--|
| Version | Feed-through terminal, PUSH IN, 35 mm ² , 1000 V, 125 A, dark beige |
| Order No. | 2742060000 |
| Type | A2C 35 DL |
| GTIN (EAN) | 4064675002352 |
| Qty. | 10 pc(s). |

A2C 35 DL**Weidmüller Interface GmbH & Co. KG**

Klingenbergstraße 26

D-32758 Detmold

Germany

www.weidmueller.com

Technical data**Dimensions and weights**

| | | | |
|------------|----------|-----------------|------------|
| Depth | 71.5 mm | Depth (inches) | 2.815 inch |
| Height | 101.5 mm | Height (inches) | 3.996 inch |
| Width | 16 mm | Width (inches) | 0.63 inch |
| Net weight | 84 g | | |

Temperatures

| | | | |
|----------------------------------|----------------|----------------------------------|--------|
| Storage temperature | -25 °C...55 °C | Continuous operating temp., min. | -60 °C |
| Continuous operating temp., max. | 130 °C | | |

Material data

| | | | |
|--------------------------------|--------|---------------------------|------------|
| Material | Wemid | Colour | dark beige |
| Colour of operational elements | orange | UL 94 flammability rating | V-0 |

Rating data IECEx/ATEX

| | | | |
|--------------------------------|--------------------|---------------------------------|--------------------|
| Certificate No. (ATEX) | TUEV16ATEX7909U | Certificate No. (IECEX) | IECEXTUR16.0036U |
| Max. voltage (ATEX) | 880 V | Current (ATEX) | 105 A |
| Wire cross section max. (ATEX) | 35 mm ² | Max. voltage (IECEX) | 880 V |
| Current (IECEX) | 105 A | Wire cross section max. (IECEX) | 35 mm ² |

System specifications

| | | | |
|-------------------------------------|-------|-----------------------------------|----|
| End cover plate required | No | Number of levels | 1 |
| Number of clamping points per level | 2 | Levels cross-connected internally | No |
| Rail | TS 35 | N-function | No |
| PE function | No | PEN function | No |

Additional technical data

| | | | |
|--------------------------|---------|----------------|---------|
| Explosion-tested version | Yes | Open sides | closed |
| Snap-on | Yes | Type of fixing | Snap-on |
| Type of mounting | Snap-on | | |

Conductors for clamping (additional connection)

Connection type, additional connection PUSH IN

A2C 35 DL

Weidmüller Interface GmbH & Co. KG

Klingenbergstraße 26

D-32758 Detmold

Germany

www.weidmueller.com

Technical data

Conductors for clamping (rated connection)

| | | | |
|---|---------------------|---|---------------------|
| Blade size | 1.0 x 5.5 mm | Clamping range, max. | 35 mm ² |
| Clamping range, min. | 2.5 mm ² | Connection cross-section, stranded, max. | 35 mm ² |
| Connection cross-section, stranded, min. | 10 mm ² | Connection direction | on side |
| Number of connections | 2 | Stripping length | 25 mm |
| Twin wire-end ferrules, max. | 10 mm ² | Twin wire-end ferrules, min. | 2.5 mm ² |
| Type of connection | PUSH IN | Wire connection cross section AWG, max. | AWG 2 |
| Wire connection cross section AWG, min. | AWG 12 | Wire connection cross section, finely stranded, max. | 35 mm ² |
| Wire connection cross section, finely stranded, min. | 10 mm ² | Wire connection cross-section, finely stranded with wire-end ferrules DIN 46228/1, max. | 35 mm ² |
| Wire connection cross-section, finely stranded with wire-end ferrules DIN 46228/1, min. | 2.5 mm ² | Wire connection cross-section, finely stranded with wire-end ferrules DIN 46228/4, max. | 35 mm ² |
| Wire connection cross-section, finely stranded with wire-end ferrules DIN 46228/4, min. | 2.5 mm ² | Wire connection cross-section, solid core, max. | 16 mm ² |
| Wire connection cross-section, solid core, min. | 2.5 mm ² | | |

General

| | | | |
|---|-------|---|---------------|
| Rail | TS 35 | Standards | IEC 60947-7-1 |
| Wire connection cross section AWG, max. | AWG 2 | Wire connection cross section AWG, min. | AWG 12 |

Rating data

| | | | |
|--|--------------------|---------------------------------|---------------|
| Rated cross-section | 35 mm ² | Rated voltage | 1,000 V |
| Rated DC voltage | 1,500 V | Rated current | 125 A |
| Current at maximum wires | 125 A | Standards | IEC 60947-7-1 |
| Volume resistance according to IEC 60947-7-x | 0.26 mΩ | Rated impulse withstand voltage | 8 kV |
| Power loss in accordance with IEC 60947-7-x | 4 W | Pollution severity | 3 |
| Surge voltage category | III | | |

Classifications

| | | | |
|-------------|-------------|-------------|-------------|
| ETIM 6.0 | EC000897 | ETIM 7.0 | EC000897 |
| ETIM 8.0 | EC000897 | ETIM 9.0 | EC000897 |
| ECLASS 9.0 | 27-14-11-20 | ECLASS 9.1 | 27-14-11-20 |
| ECLASS 10.0 | 27-14-11-20 | ECLASS 11.0 | 27-14-11-20 |
| ECLASS 12.0 | 27-14-11-20 | ECLASS 13.0 | 27-25-01-01 |

A2C 35 DL

Weidmüller Interface GmbH & Co. KG

Klingenbergstraße 26

D-32758 Detmold

Germany

www.weidmueller.com

Technical data

Approvals

Approvals



Downloads

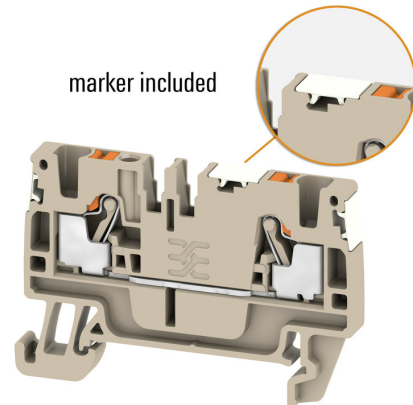
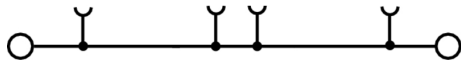
| | |
|---|--|
| Approval/Certificate/Document of Conformity | Atestation of Conformity |
| | UKCA Ex Attestation of Conformity |
| | UKCA Ex Certificate |
| | CE Declaration of Conformity |
| | UKCA declaration of conformity |
| | Confirmation of Standards EN 45545-2_2020-10 |
| Engineering Data | CAD data – STEP |
| Catalogues | Catalogues in PDF-format |

A2C 35 DL

Weidmüller Interface GmbH & Co. KG
Klingenbergstraße 26
D-32758 Detmold
Germany

www.weidmueller.com

Drawings



A2C 35 DL

Weidmüller Interface GmbH & Co. KG

Klingenbergstraße 26

D-32758 Detmold

Germany

www.weidmueller.com

Accessories

35 mm²

Power feed-in

Our wide range of W-Series terminal blocks with our WPD main line branch terminals, which are optimised to guarantee both convenience and space gains, ensures a secure and convenient connection at the power feed-in.

General ordering data

| | | |
|------------|----------------------------|--|
| Type | ZQV 35N/2 | Version |
| Order No. | 2634950000 | Cross-connector (terminal), Plugged, Number of poles: 2, Pitch in mm |
| GTIN (EAN) | 4050118694208 | (P): 16.00, 125 A, orange |
| Qty. | 10 pc(s). | |

A-Series



Weidmüller's range of products includes end brackets that guarantee a permanent, reliable mounting on the terminal rail and prevent sliding. Versions with and without screws are available. The end brackets include marking options, also for group markers, and also a test plug holder.

General ordering data

| | | |
|------------|----------------------------|-----------------------|
| Type | AEB 35 SCL/1 VO | Version |
| Order No. | 2661280000 | A-series, End bracket |
| GTIN (EAN) | 4050118702163 | |
| Qty. | 20 pc(s). | |
| Type | AEB 35 SC/1 BK | Version |
| Order No. | 2475310000 | A-series, End bracket |
| GTIN (EAN) | 4050118487114 | |
| Qty. | 50 pc(s). | |
| Type | AEB 35 SCL/1 VO GY | Version |
| Order No. | 2661290000 | A-series, End bracket |
| GTIN (EAN) | 4050118702170 | |
| Qty. | 20 pc(s). | |
| Type | AEB 35 SC/1 | Version |
| Order No. | 1991920000 | A-series, End bracket |
| GTIN (EAN) | 4050118376722 | |
| Qty. | 50 pc(s). | |
| Type | AEB 35 SCL/1 VO BK | Version |
| Order No. | 2661300000 | A-series, End bracket |
| GTIN (EAN) | 4050118702187 | |
| Qty. | 20 pc(s). | |

A2C 35 DL

Weidmüller Interface GmbH & Co. KG

Klingenbergstraße 26

D-32758 Detmold

Germany

www.weidmueller.com

Accessories

Custom printing



The Dekafix (DEK) marker is the universal marker for all conductor and plug-in connectors as well as for electronic sub-assemblies. The system is ideal for short number sequences and covers a wide range of ready-printed markers.

Strips for fast installation in only one work step. The printing is easy to read, rich in contrast and available in various widths.

- Large range of ready-to-use markers
- Strips for fast installation
- Terminal markers, suitable for all Weidmüller cable connectors
- Available as blank MultiCard or with standard printing

For custom printing: Please send us a file of our labeling software M-Print PRO or M-Print PRO Online (without installation) for your labeling specifications.

General ordering data

| | | |
|------------|----------------------------|---|
| Type | DEK 5/7.5 MC SDR | Version |
| Order No. | 1770490000 | Dekafix, Terminal marker, 5 x 7.5 mm, Pitch in mm (P): 7.50 |
| GTIN (EAN) | 4032248119738 | Weidmueller, To customer specification |
| Qty. | 64 pc(s). | |

Step-down bridges



Power feed-in

Our wide range of W-Series terminal blocks with our WPD main line branch terminals, which are optimised to guarantee both convenience and space gains, ensures a secure and convenient connection at the power feed-in.

General ordering data

| | | |
|------------|----------------------------|--|
| Type | ZQV 35N-10 | Version |
| Order No. | 2562670000 | Cross-connector (terminal), Plugged, Number of poles: 2, Pitch in mm |
| GTIN (EAN) | 4050118571271 | (P): 16.30, Insulated: Yes, 57 A, orange |
| Qty. | 10 pc(s). | |
| Type | ZQV 35N-16 | Version |
| Order No. | 2562660000 | Cross-connector (terminal), Plugged, Number of poles: 2, Pitch in mm |
| GTIN (EAN) | 4050118571264 | (P): 17.80, Insulated: Yes, 76 A, orange |
| Qty. | 10 pc(s). | |

A2C 35 DL

Weidmüller Interface GmbH & Co. KG

Klingenbergstraße 26

D-32758 Detmold

Germany

www.weidmueller.com

Accessories

A-Series



Test adapters and test plugs are used for the electrical connection between terminal blocks and the test equipment. In this way, an electrical contact can be established in the wired state and measurements can be done easily.

General ordering data

| | | |
|------------|----------------------------|---|
| Type | ATPG 2.5/5 | Version |
| Order No. | 2041180000 | Test adapter (terminal), 1.5 mm ² , 250 V, 0.2 A |
| GTIN (EAN) | 4050118409505 | |
| Qty. | 25 pc(s). | |
| Type | ATPG 6 MI-R | Version |
| Order No. | 1991930000 | Test adapter (terminal), 1.5 mm ² , 250 V, 0.2 A |
| GTIN (EAN) | 4050118376555 | |
| Qty. | 50 pc(s). | |
| Type | ATPG 10 MI-R | Version |
| Order No. | 1991870000 | Test adapter (terminal), 1.5 mm ² , 250 V, 0.2 A |
| GTIN (EAN) | 4050118376678 | |
| Qty. | 50 pc(s). | |
| Type | ATPG 2.5/3 | Version |
| Order No. | 2041190000 | Test adapter (terminal), 1.5 mm ² , 250 V, 0.2 A |
| GTIN (EAN) | 4050118409604 | |
| Qty. | 25 pc(s). | |
| Type | ATPG 1.5 MI-R | Version |
| Order No. | 1991880000 | Test adapter (terminal), 1.5 mm ² , 250 V, 0.2 A |
| GTIN (EAN) | 4050118376715 | |
| Qty. | 50 pc(s). | |
| Type | ATPG 4 MI-R | Version |
| Order No. | 1991860000 | Test adapter (terminal), 1.5 mm ² , 250 V, 0.2 A |
| GTIN (EAN) | 4050118376661 | |
| Qty. | 50 pc(s). | |
| Type | ATPG 2.5 MI-R | Version |
| Order No. | 1991960000 | Test adapter (terminal), 1.5 mm ² , 250 V, 0.2 A |
| GTIN (EAN) | 4050118376685 | |
| Qty. | 50 pc(s). | |
| Type | ATPG 1.5-10 L | Version |
| Order No. | 1991890000 | Test adapter (terminal), 1.5 mm ² , 250 V, 0.2 A |
| GTIN (EAN) | 4050118376647 | |
| Qty. | 50 pc(s). | |

A2C 35 DL

Weidmüller Interface GmbH & Co. KG

Klingenbergstraße 26

D-32758 Detmold

Germany

www.weidmueller.com

Accessories

Marker holder




The marker holder offer the possibility of additional mounting of standard markers with a pitch of 5 or 5.1 mm. The angled holders can be optionally snapped together and could be mounted in all standard marking channels of the Klippon® Connect modular terminal blocks. Fitting marker types could be found under the respective accessories of the designation marking holder.

General ordering data

| | | |
|------------|----------------------------|----------------------------|
| Type | BZT 1 ZA WS 10/5 | Version |
| Order No. | 1805520000 | Accessories, Marker holder |
| GTIN (EAN) | 4032248270248 | |
| Qty. | 100 pc(s). | |
| Type | BZT 1 WS 10/5 | Version |
| Order No. | 1805490000 | Accessories, Marker holder |
| GTIN (EAN) | 4032248270231 | |
| Qty. | 100 pc(s). | |

Blank



The Dekafix (DEK) marker is the universal marker for all conductor and plug-in connectors as well as for electronic sub-assemblies. The system is ideal for short number sequences and covers a wide range of ready-printed markers.

Strips for fast installation in only one work step. The printing is easy to read, rich in contrast and available in various widths.

- Large range of ready-to-use markers
- Strips for fast installation
- Terminal markers, suitable for all Weidmüller cable connectors
- Available as blank MultiCard or with standard printing

For custom printing: Please send us a file of our labeling software M-Print PRO or M-Print PRO Online (without installation) for your labeling specifications.

General ordering data

| | | |
|------------|----------------------------|---|
| Type | DEK 5/7.5 MC NE WS | Version |
| Order No. | 1720620000 | Dekafix, Terminal marker, 5 x 7.5 mm, Pitch in mm (P): 7.50 |
| GTIN (EAN) | 4008190362300 | Weidmueller, white |
| Qty. | 320 pc(s). | |

A2C 35 DL

Weidmüller Interface GmbH & Co. KG

Klingenbergstraße 26

D-32758 Detmold

Germany

www.weidmueller.com

Accessories

A-Series




Power feed-in

Our wide range of W-Series terminal blocks with our WPD main line branch terminals, which are optimised to guarantee both convenience and space gains, ensures a secure and convenient connection at the power feed-in.

General ordering data

| | | |
|------------|----------------------------|---|
| Type | AAC 35 2X6 | Version |
| Order No. | 2583090000 | Auxiliary connection (terminal), 6 mm ² , Number of connections: 2 |
| GTIN (EAN) | 4050118592771 | |
| Qty. | 5 pc(s). | |
| Type | AAC 35 2X6 BK-YL | Version |
| Order No. | 2583190000 | Auxiliary connection (terminal), 6 mm ² , Number of connections: 2 |
| GTIN (EAN) | 4050118593327 | |
| Qty. | 5 pc(s). | |
| Type | AAC 35 2X6 BL | Version |
| Order No. | 2583170000 | Auxiliary connection (terminal), 6 mm ² , Number of connections: 2 |
| GTIN (EAN) | 4050118593303 | |
| Qty. | 5 pc(s). | |
| Type | AAC 35 2X6 GN-YL | Version |
| Order No. | 2583180000 | Auxiliary connection (terminal), 6 mm ² , Number of connections: 2 |
| GTIN (EAN) | 4050118593310 | |
| Qty. | 5 pc(s). | |

Slotted screwdriver



Slotted screwdriver with rounded blade SD DIN 5265, ISO 2380/2, output to DIN 5264, ISO 2380/1. ChromTop tip, SoftFinish grip

General ordering data

| | | |
|------------|----------------------------|--------------------------|
| Type | SDS 1.0X5.5X150 | Version |
| Order No. | 9008350000 | Screwdriver, Screwdriver |
| GTIN (EAN) | 4032248056316 | |
| Qty. | 1 pc(s). | |