

PVN1M6I4SXFV101TXPX10**Weidmüller Interface GmbH & Co. KG**

Klingenbergstraße 26

D-32758 Detmold

Germany

www.weidmueller.com



PV Next combiner boxes for inverters with 1 to 12 MPP trackers are used to protect the DC side of a photovoltaic system. The combiner boxes protect the inverter against overvoltages and thus comply with the European Directive EN 51543-32. In addition, these products offer the possibility to protect the system against reverse currents and the possibility to combine strings to save cables during installation.

General ordering data

Version	Photovoltaics, Combiner Box, 1000 V, 6 MPP's, 2 Inputs / 1 Output per MPP, Surge protection I / II, WM4C
Order No.	2737620000
Type	PVN1M6I4SXFV101TXPX10
GTIN (EAN)	4050118824896
Qty.	1 pc(s).
Replacement parts	2530600000 2534300000

PVN1M6I4SXFV101TXPX10
Weidmüller Interface GmbH & Co. KG

Klingenbergstraße 26

D-32758 Detmold

Germany

www.weidmueller.com
Technical data
Dimensions and weights

Depth	175 mm	Depth (inches)	6.89 inch
Height	334 mm	Height (inches)	13.15 inch
Width	558 mm	Width (inches)	21.968 inch
Net weight	6,947 g		

Temperatures

Ambient temperature	-40 °C...+50 °C	Humidity	5 - 90 %, no condensation
---------------------	-----------------	----------	---------------------------

Approvals and norms

Approvals	EN 61439-2, IEC 61439-2
-----------	-------------------------

Guarantee

Time interval	5 years
---------------	---------

Electrical characteristics

Current per Maximum Power Point, max. 30 A

Rated DC current per connection	Current per string, max.	30 A
Rated short-term current resistance	Rated current	37.5 A
Rated DC voltage	1,000 V	

Enclosure

Connection type string	Plug WM4C	Enclosure attachment	Via mounting feet
Impact resistance	IK08 in accordance with IEC 62208, IK10 in accordance with IEC 62262	Insulating material	Polyester glass-fibre reinforced, Polycarbonate
Switch disconnecter execution	no switch	Type of mounting	Wall mounting, 4 screws

General data

Installation location	Protected outdoor area (Land and Sea)	Protection degree	IP65
-----------------------	---------------------------------------	-------------------	------

Inputs

Amount of maximum power points	6 MPP		
DC Input + & -	Wire connection	Type of connection	WM4C plug-in connector
		Compatible cable cross-section	EN 50618:2015
		Wire cross-section, min.	4 mm ²
		Wire cross-section, max.	6 mm ²
	Cable entry	Number of cable entries	12

PVN1M6I4SXFV101TXPX10

Weidmüller Interface GmbH & Co. KG

Klingenbergstraße 26

D-32758 Detmold

Germany

www.weidmueller.com

Technical data

Functional earth connector	Cable entry	Number of cable entries	1
		Cable diameter, min.	5 mm
		Cable diameter, max.	10 mm
		Cable glands	M 16
	Wire connection	Type of connection	Screw connection
		Flexible, max. H05(07) V-K	25 mm ²
		w. wire end ferrule, DIN 46228 pt 1, max.	16 mm ²
Fuse type	Neither fuse cartridge nor holder		
Max. number of DC inputs	per Maximum Power Point 2 inputs connected in parallel		
Surge protection auxiliary contact	Wire connection	Type of connection	Tension clamp connection with actuator
		Flexible, max. H05(07) V-K	1.5 mm ²
		w. wire end ferrule, DIN 46228 pt 1, max.	1.5 mm ²
	Cable entry	Cable diameter, min.	5 mm
		Cable diameter, max.	10 mm
		Cable glands	M 16

Outputs

DC Output + & -	Wire connection	Type of connection	WM4C plug-in connector
		Compatible cable cross-section	TÜV 2 Pfg 1169/08.07
		Wire cross-section, min.	4 mm ²
		Wire cross-section, max.	6 mm ²

Max. number of DC outputs per Maximum Power Point 1 output

Surge protection DC side

Discharge current I_n (8/20 μ s)	20 kA	Discharge current, max. (8/20 μ s)	40 kA
Lightning test current I_{imp} (10/350 μ s)	6.25 kA	Maximum continuous operating voltage DC UCPV mode +/-, -/PE, +/-PE	1,100 V
PV system voltage, max. U_{cpv}	1,100 V	Protection level U_p (+/-, -/PE, +/-PE)	≤ 3.8 kV
Protection level U_p (+/-)	≤ 3.8 kV	Protection level U_p (+/PE)	≤ 3.8 kV
Protection level U_p (-/PE)	≤ 3.8 kV	Requirements class	Type I/II
Short-circuit current I_{SCPv}	11,000 A	Standby power consumption P_C	<0.2 W
Total discharge current I_{total} (8/20 μ s)	50 kA	Total discharge current I_{total} (10/350 μ s)	12.5 kA

Classifications

ETIM 6.0	EC002928	ETIM 7.0	EC002928
ETIM 8.0	EC003857	ETIM 9.0	EC003857
ECLASS 9.0	22-57-92-03	ECLASS 9.1	22-57-02-90
ECLASS 10.0	22-57-02-90	ECLASS 11.0	22-57-02-92
ECLASS 12.0	22-57-02-92	ECLASS 13.0	22-57-02-92

PVN1M6I4SXFV101TXPX10**Weidmüller Interface GmbH & Co. KG**

Klingenbergstraße 26

D-32758 Detmold

Germany

www.weidmueller.com**Technical data****Tender specification sheets**

Long specification

Combiner box for inverters with 6 MPP tracker, suitable for protecting the DC side of a photovoltaic system according to EN 51543-32.

MPP1:

2 inputs, connection via WM4 C connector, compatible with cable type TÜV 2 Pfg1 169/08.07 / EN 50618:2063

1 output, connection via WM4 C connector, compatible with cable type TÜV 2 Pfg1 169/08.07 / EN 50618:2063

MPP2 to 6:
identical to MPP1

Max. string voltage Uoc:
1000V

1 class/type I + II combined arrester with signal contact

Connection of the signal contact via cable glands (8-12mmØ) max. conductor cross-section: 1.5mm²

Connection of the functional earth via cable glands (8-12mmØ) Conductor cross-section: 16-25mm²

Protection class: IP65

All built into a glass fibre reinforced polyester housing. Dimensions HxWxD: 334x558x175 mm

Approval according to low voltage switchgear and controlgear IEC 61439-1:2011 and EN 61439-2:2011

Environmental Product Compliance

REACH SVHC

Lead 7439-92-1

SCIP

bdb5698-6a20-4370-8e28-8810d882d01a

Important note

Product information

The SCIP number was assigned due to a lead content of more than 0.1 % of the net weight.

Safe use instruction according to ECHA:

The identification of the hazardous substance is sufficient to allow safe use of the article throughout its life cycle, including the service life, disassembly and waste/recycling phase

PVN1M6I4SXFV101TXPX10**Weidmüller Interface GmbH & Co. KG**

Klingenbergstraße 26

D-32758 Detmold

Germany

www.weidmueller.com**Technical data****Approvals**

Approvals

**Downloads**

Approval/Certificate/Document of Conformity

[EU Declaration of Conformity](#)

Engineering Data

[CAD data – PV Next Schematic Diagram 2in1](#)[CAD data – STEP](#)

Technical Documentation

[Customer Drawing](#)

User Documentation

[Manual PV Next String Combiner Box](#)[MANUAL PV NEXT IT/ES/FR](#)

White paper

[Fact Sheet DE PV CB Wie man Gebäude gegen Blitzeinschläge schützt](#)[Fact Sheet DE PV Wie man die Lebensdauer eines GAK verlängert](#)[Fact Sheet DE PV CB Wann Sicherungen zu installieren sind](#)[Fact Sheet DE CB PV NEXT](#)[Fact Sheet EN PV CB When DC fuses are mandatory to install](#)[Fact Sheet EN CB PV NEXT](#)[Fact Sheet EN PV How to protect buildings against lightning strikes](#)[Fact Sheet EN PV How to extend the life time of a Combiner Box](#)[Fact Sheet DE CB PV Strings kombinieren](#)[Fact Sheet DE PV CB Richtig verbinden](#)[Fact Sheet EN CB Combining PV strings](#)[Fact Sheet EN PV CB connection](#)[Fact Sheet EN PV Combiner Box earthing](#)[Fact Sheet DE PV Combiner Box Erdung](#)

Catalogues

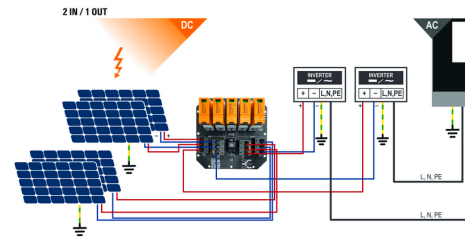
[Catalogues in PDF-format](#)

PVN1M6I4SXFV101TXPX10
Weidmüller Interface GmbH & Co. KG

Klingenbergstraße 26

D-32758 Detmold

Germany

www.weidmueller.com
Drawings
PCB design


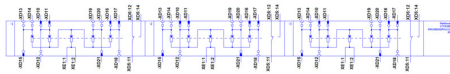
PVN 1 M2 I6 S0 F3 V1 Q1 TX PX 10									
Series		Voltage		Powersupply		Monitoring		Output Type	
PVN = PV Next		10 = 1kV		x = n/a		x = n/a		0 = DG	
VPU = PV Protect		11 = 1.1kV						1 = VMAC	
		15 = 1.5kV						2 = MCA 5m 2	
Level		SPD		Fuses					
1 = DC trunk box (L1)		0 = TYP II		x = n/a					
Series		1 = TYP I-II							
1 = 1 MPPT supported		X = No SPD							
2 = 2 MPPT supported									
3 = 3 MPPT supported									
4 = 4 MPPT supported									
6 = 6 MPPT supported									
Inputs									
1..12 inputs									
Switch									
x = n/a									
0 = manual switch									
1 = remote switch									

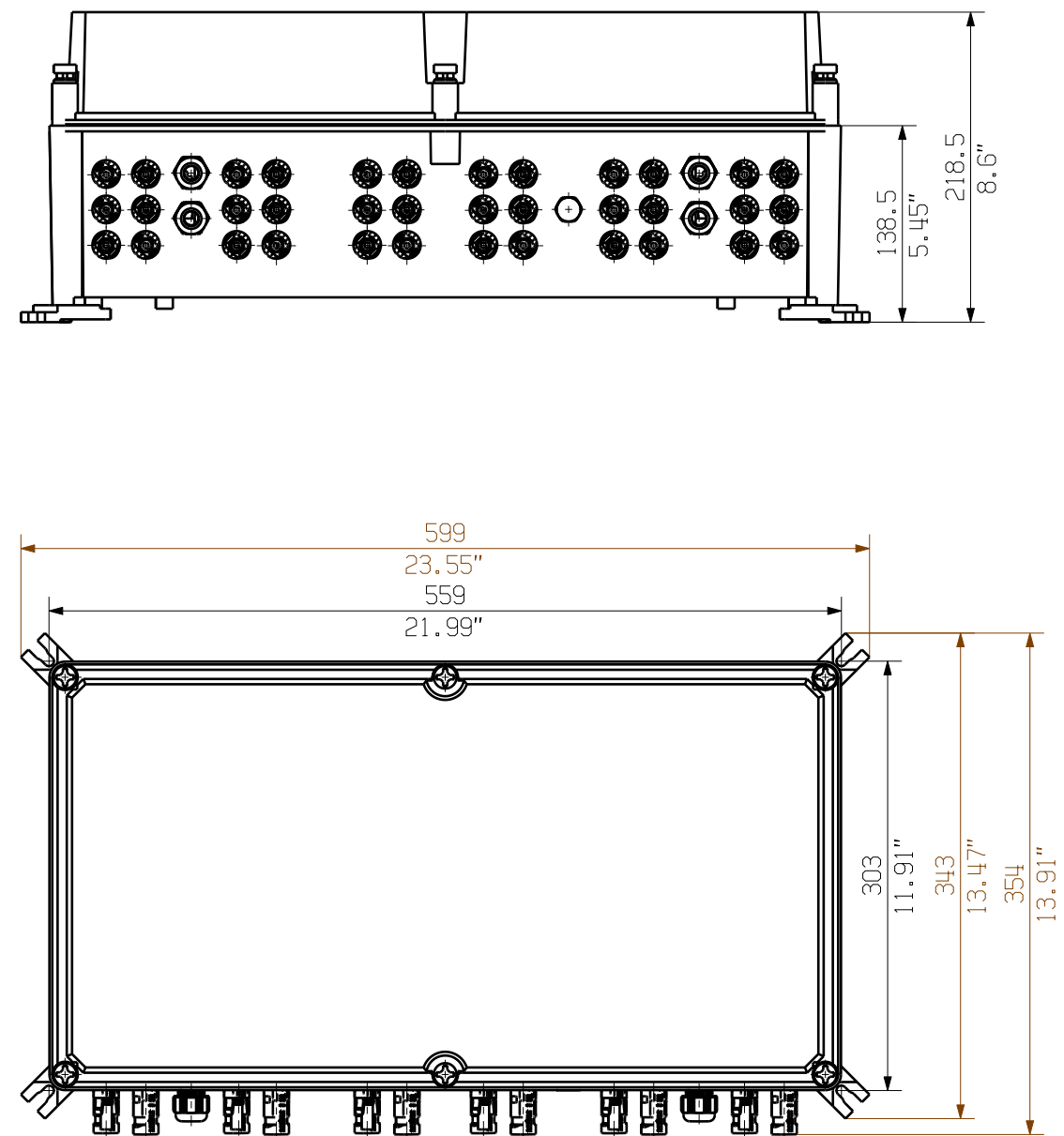
PVN1M6I4SXFV101TXPX10

Weidmüller Interface GmbH & Co. KG
Klingenbergstraße 26
D-32758 Detmold
Germany

www.weidmueller.com

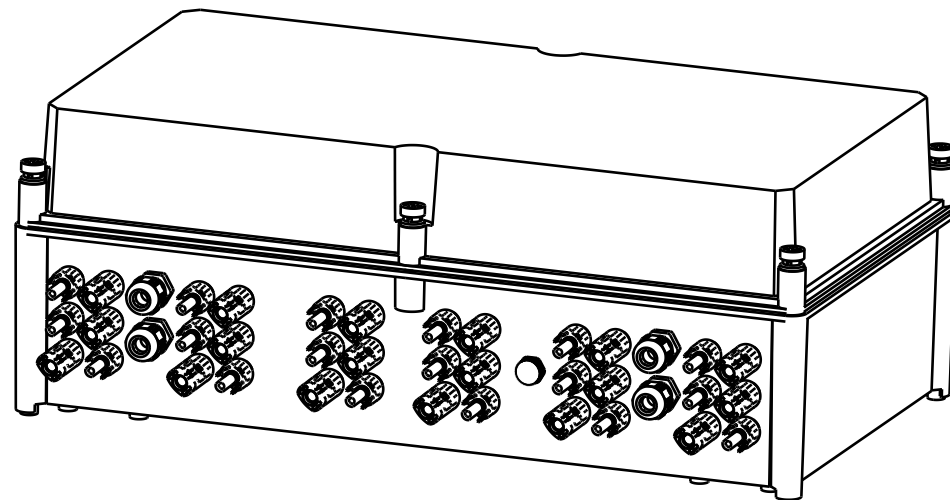
Drawings





Darstellung mit Zubehoer
Shown with accessory 0360800000 MF TBF

Nicht im Lieferumfang enthalten!
Not included in delivery!



EC00004112		Prim PLM Part No.: 1230343		Prim ERP Part No.: 2737620000		
First Issue Date 27.03.2020		Max. nos.	<div>Weidmüller</div> <div></div>		<div>72139</div> <div>Drawing no.</div>	<div>1</div> <div>Issue no.</div>
		Modification			Sheet 03 of 03 sheets	
<div></div>			Date	Name	<div>2737620000 PVN1M6I12SXFV101TXPX10</div> <div>COMBINERBOX RESIDENTIAL/COMMERCIAL</div> <div>COMBINERBOX RESIDENTIAL/COMMERCIAL</div>	
		Drawn	22.10.2020	Brüntrup, Anna		
Scale: 1/5 Size: A3		Responsible		Wohlgemuth, Kl		
		Approved	22.10.2020	Püschner, Klau		
Drawing Customer					Product file:	