

VPU AC I 4 R 275/25 LCF S**Weidmüller Interface GmbH & Co. KG**

Klingenbergstraße 26

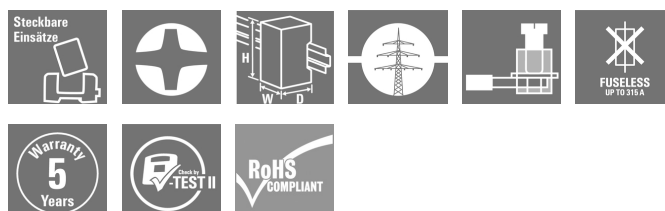
D-32758 Detmold

Germany

www.weidmueller.com**Product image**

Abb.ähnlich

Weidmüller VPU I (Type I), VPU II (Type II) and VPU III (Type III) surge protection products effectively reduce the interference coupling that can occur due to transient surge voltages, even significantly below the limits prescribed by insulation co-ordination according to EN 60664-3 / DIN VDE 0110-3. This means that the whole installation is exposed to fewer malfunctions. The arresters are co-ordinated using technical means. This means that decoupling between Types I, II and III is unnecessary. The arresters are tested according to product standard IEC 61643-11 / DIN EN 61643-11 and can be installed in systems according to IEC 61643-12 / VDE 0675-6-12 and IEC 62305-4 / VDE 0185-4. This lightning and surge protection device is suited for installation in power supply systems. Weidmüller offers different products depending on the particular mains network type and voltage level. A special Type I and Type II protective device is even available for photovoltaic applications.

**General ordering data**

Version	Surge voltage arrester, Low voltage, Surge protection, Leakage-current-free, with remote contact, TN-C-S, TN-S
Order No.	2726790000
Type	VPU AC I 4 R 275/25 LCF S
GTIN (EAN)	4050118802498
Qty.	1 pc(s).
Replacement parts	2730860000 2855300000

VPU AC I 4 R 275/25 LCF S

Weidmüller Interface GmbH & Co. KG

Klingenbergstraße 26

D-32758 Detmold

Germany

www.weidmueller.com

Technical data

Dimensions and weights

Depth	91 mm	Depth (inches)	3.583 inch
Height	104.5 mm	Height (inches)	4.114 inch
Width	72 mm	Width (inches)	2.835 inch
Net weight	676 g		

Temperatures

Storage temperature	-40 °C...85 °C	Operating temperature	-40 °C...85 °C
Humidity	5 - 95% rel. humidity		

Connection data, remote alert

Connection type	PUSH IN	Cross-section for connected wire, solid core, max.	1.5 mm ²
Cross-section for connected wire, solid core, min.	0.14 mm ²	Stripping length	8 mm

General data

Colour	orange, black	Design	Installation housing; 4TE, Insta IP 20
Operating altitude	≤ 2000 m	Optical function display	green = OK; red = arrester is defective - replace
Protection degree	IP20 in installed state	Rail	TS 35
Segment	Power distribution	UL 94 flammability rating	V-0
Version	Surge protection, Leakage-current-free, with remote contact		

Insulation coordination acc. to EN 50178

Pollution severity	2	Surge voltage category	IV
--------------------	---	------------------------	----

Rated data IEC / EN

Discharge current I_{\max} (8/20μs) wire-PE	65 kA	Discharge current I_n (8/20μs) wire-PE	25 kA
Energy coordination (≤10 m)	Type I, Type II, Type III	Follow-on current extinguishing capability I_{fi}	50 kA
Frequency range, max.	60 Hz	Frequency range, min.	50 Hz
Fuse	No Fuse necessary ≤315 A gL	Leakage current at U_n	1 μA
Lightning test current I_{imp} (10/350 μs) (L-PE)	25 kA	Low voltage network	TN-C-S, TN-S
Mains voltage	230 V / 400 V	Max. continuous voltage, U_c (AC)	275 V
Note follow current capability	No tripping of a 16 A gG fuse up to prospective 50 kA _{eff}	Number of poles	3
PE conductor current I_{PE}	1 μA	Protection level U_p at I_N (L/N-PE)	≤ 1.5 kV
Rated voltage (AC)	230 V	Requirements category acc. to IEC 61643-11	Type I, Type II
Requirements class, acc. to EN 61643-11	T1, T2	Response time	< 100 ns
Short-circuit current rating I_{SCCR}	50 kA	Signalling contact	250 V 1A 1CO
Standards	IEC 61643-11, EN 61643-11	Temporary surge voltage (over-voltage) - TOV	442 V
Voltage type	AC		

Creation date May 4, 2024 2:40:54 AM CEST

VPU AC I 4 R 275/25 LCF S

Weidmüller Interface GmbH & Co. KG

Klingenbergstraße 26

D-32758 Detmold

Germany

www.weidmueller.com

Technical data

Connection data

Stripping length	15 mm	Wire connection method	Screw connection
Type of connection	Screw connection	Stripping length, rated connection	15 mm
Tightening torque, min.	2.5 Nm	Tightening torque, max.	4.5 Nm
Clamping range, rated connection	16 mm ²	Clamping range, min.	4 mm ²
Clamping range, max.	35 mm ²	Wire cross-section, solid, min.	2.5 mm ²
Wire cross-section, solid, max.	35 mm ²	Wire connection cross section, finely stranded, min.	2.5 mm ²
Wire connection cross section, finely stranded, max.	35 mm ²	Conductor cross-section, flexible, AEH (DIN 46228-1), min.	2.5 mm ²
Conductor cross-section, flexible, AEH (DIN 46228-1), max.	35 mm ²	Connection cross-section, stranded, min.	2.5 mm ²
Connection cross-section, stranded, max.	35 mm ²		

Guarantee

Time interval	5 years
---------------	---------

Classifications

ETIM 6.0	EC000941	ETIM 7.0	EC000941
ETIM 8.0	EC000941	ETIM 9.0	EC000941
ECLASS 9.0	27-13-08-05	ECLASS 9.1	27-13-08-05
ECLASS 10.0	27-13-08-05	ECLASS 11.0	27-13-08-05
ECLASS 12.0	27-17-90-90	ECLASS 13.0	27-17-90-90

Important note

Product information	For use in DC applications, please use the fuse of SIBA Type NH2XL aR/aSF DC 1500 V
---------------------	---

Approvals

Approvals



ROHS	Conform
------	---------

Downloads

Approval/Certificate/Document of Conformity	EU_Konformitätserklärung / EU_Declaration_of_Conformity
Engineering Data	CAD data – STEP
Tender specification	Ausschreibungstext DE Tenderspecification EN
User Documentation	Beipackzettel / Instruction sheet
Catalogues	Catalogues in PDF-format

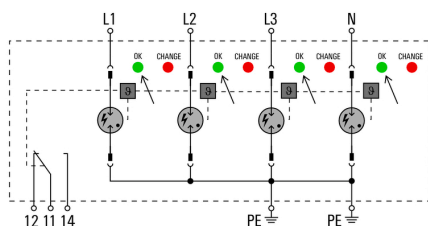
VPU AC I 4 R 275/25 LCF S

Weidmüller Interface GmbH & Co. KG
Klingenbergstraße 26
D-32758 Detmold
Germany

www.weidmueller.com

Drawings

Electric symbol



Schematic circuit diagram

VPU AC I 4 R 275/25 LCF S**Weidmüller Interface GmbH & Co. KG**

Klingenbergstraße 26

D-32758 Detmold

Germany

www.weidmueller.com**Replacement parts****VPU Series**

Extensive accessories round off the product range

General ordering data

Type	PLUG VPU AC
Order No.	2855300000
GTIN (EAN)	4064675533283
Qty.	10 pc(s).

Spare arrester

In the event of a defective arrester, you can easily reorder this spare arrester, replace the defective arrester and thus restore protection.

General ordering data

Type	VPU AC I O 275/25 LCF S	Version
Order No.	2730860000	Spare arrester, Leakage-current-free, Surge protection, $U_p(L/N-PE) \leq$
GTIN (EAN)	4050118808025	1.5 kV
Qty.	1 pc(s).	

VPU AC I 4 R 275/25 LCF S**Weidmüller Interface GmbH & Co. KG**

Klingenbergstraße 26

D-32758 Detmold

Germany

www.weidmueller.com**Accessories****Blank**

ESG is the tried-and-tested marker in MultiCard format for use on many well-known electrical devices. The result is high-quality device marking with a high-contrast appearance.

Various types are available for devices from manufacturers like Siemens, ABB, Beckhoff etc.


Advantages at a glance:

- Tags for universal usage, self-adhesive or clip-on tags, depending on type
- For aligned equipment, e.g. circuit breakers, we supply ESG markers for clipping onto tag rails
- Individual laser-quality printing according to specifications

For custom printing: Please send us a file of our labeling software M-Print PRO or M-Print PRO Online (without installation) for your labeling specifications.

General ordering data

Type	ESG 6/15 K MC NE WS	Version
Order No.	1880100000	ESG, Device markers x 15 mm, PA 66, Colour: white, Self-adhesive
GTIN (EAN)	4032248478781	
Qty.	200 pc(s).	

Slotted screwdriver

VDE insulated slot-head screwdriver, SDI DIN 7437, ISO 2380/2, drive output acc. to DIN 5264, ISO 2380/1. SoftFinish grip

General ordering data

Type	SDIS 1.0X5.5X125	Version
Order No.	2749850000	Screwdriver, Blade width (B): 5.5 mm, Blade length: 125 mm, Blade
GTIN (EAN)	4050118897050	thickness (A): 1 mm
Qty.	1 pc(s).	

VPU AC I 4 R 275/25 LCF S**Weidmüller Interface GmbH & Co. KG**

Klingenbergstraße 26

D-32758 Detmold

Germany

www.weidmueller.com**Accessories****Crosshead screwdriver Phillips**

VDE insulated crosshead screwdriver, for Phillips screws, SDIK PH DIN 7438, ISO 8764/2-PH, output to ISO 8764-PH, SoftFinish grip

General ordering data

Type	SDIK PH1 X 80	Version
Order No.	2749890000	Screwdriver, Blade width (B): 1 mm, 80 mm, Blade thickness (A): 1
GTIN (EAN)	4050118897098	
Qty.	1 pc(s).	