

**WPD 204 2X25/4X16+6X10 2XBK****Weidmüller Interface GmbH & Co. KG**

Klingenbergstraße 26

D-32758 Detmold

Germany

[www.weidmueller.com](http://www.weidmueller.com)

Our WPD 1XX distribution blocks are used in all situations where power is supplied and distributed. Their user-friendly design creates a better overview and enables rapid, efficient implementation of space-saving power distribution.

**General ordering data**

Version	Potential distributor terminal, Screw connection, black, 25 mm <sup>2</sup> , 164 A, 1000 V, Number of connections: 12, Number of levels: 1
Order No.	<a href="#">2725390000</a>
Type	WPD 204 2X25/4X16+6X10 2XBK
GTIN (EAN)	4050118796193
Qty.	1 pc(s).

## WPD 204 2X25/4X16+6X10 2XBK

Weidmüller Interface GmbH &amp; Co. KG

Klingenbergstraße 26

D-32758 Detmold

Germany

www.weidmueller.com

## Technical data

## Dimensions and weights

Depth	49 mm	Depth (inches)	1.929 inch
Height	68 mm	Height (inches)	2.677 inch
Width	63 mm	Width (inches)	2.48 inch
Net weight	202 g		

## Temperatures

Storage temperature	-25 °C...55 °C	Ambient temperature	-5 °C...40 °C
Continuous operating temp., min.	-50 °C	Continuous operating temp., max.	130 °C

## Material data

Material	Wemid	Colour	black
UL 94 flammability rating	V-0		

## System specifications

Version	Screw connection	End cover plate required	No
Number of potentials	1	Number of levels	1
Number of clamping points per level	2	Number of potentials per tier	1
Levels cross-connected internally	Yes	Rail	Mounting plate, TS 35
N-function	No	PE function	No
PEN function	No		

## Additional technical data

Explosion-tested version	Yes	Open sides	closed
Type of mounting	Snap-on		

## Conductors for clamping (additional connection)

Connection type, additional connection Screw connection

## Conductors for clamping (rated connection)

Clamping range, max.	25 mm <sup>2</sup>	Clamping range, min.	1.5 mm <sup>2</sup>
Connection cross-section, stranded, max.	25 mm <sup>2</sup>	Connection direction	on side
Number of connections	12	Type of connection	Screw connection
Type of connection 2	Screw connection	Wire connection cross section AWG, max.	AWG 4
Wire connection cross section AWG, min.	AWG 16	Wire connection cross section, finely stranded, max.	0 mm <sup>2</sup>
Wire connection cross-section, finely stranded with wire-end ferrules DIN 46228/1, max.	16 mm <sup>2</sup>	Wire connection cross-section, solid core, max.	25 mm <sup>2</sup>

## General

Number of poles	2	Rail	Mounting plate, TS 35
Standards	IEC 60947-7-1, UL 1059	Wire connection cross section AWG, max.	AWG 4
Wire connection cross section AWG, min.	AWG 16		

## WPD 204 2X25/4X16+6X10 2XBK

Weidmüller Interface GmbH &amp; Co. KG

Klingenbergstraße 26

D-32758 Detmold

Germany

www.weidmueller.com

## Technical data

## Rating data

Rated cross-section	25 mm <sup>2</sup>	Rated voltage	1,000 V
Rated AC voltage	1,000 V	Rated DC voltage	1,000 V
Rated current	164 A	Current at maximum wires	164 A
Standards	IEC 60947-7-1, UL 1059	Power loss in accordance with IEC 60947-7-x	2.5 W

## Classifications

ETIM 6.0	EC000897	ETIM 7.0	EC000897
ETIM 8.0	EC000897	ETIM 9.0	EC000897
ETIM 10.0	EC000897	ECLASS 9.0	27-14-11-20
ECLASS 9.1	27-14-11-20	ECLASS 10.0	27-14-11-20
ECLASS 11.0	27-14-11-20	ECLASS 12.0	27-14-11-20
ECLASS 13.0	27-25-01-19	ECLASS 14.0	27-25-01-19
ECLASS 15.0	27-25-01-19		

## Approvals

Approvals

Approvals MAMID [https://mdcop.weidmueller.com/mediadelivery/rendition/900\\_319222/-T1z1mm-S800/](https://mdcop.weidmueller.com/mediadelivery/rendition/900_319222/-T1z1mm-S800/)

ROHS Conform

## Environmental Product Compliance

RoHS Compliance Status	Compliant with exemption
RoHS Exemption (if applicable/known)	6c
REACH SVHC	Lead 7439-92-1
SCIP	e1c310ef-6b67-4efa-80a6-d307472f4de9

## Important note

Product information The socket complies with flammability class V-2 according to UL94.

## Downloads

Approval/Certificate/Document of Conformity	<a href="#">UKCA Ex Attestation of Conformity</a> <a href="#">CB Certificate</a> <a href="#">CE Declaration of Conformity</a> <a href="#">UKCA declaration of conformity</a> <a href="#">Confirmation of Standards EN 45545-2_2020-10</a>
Engineering Data	<a href="#">CAD data – STEP</a>
User Documentation	<a href="#">DATA SHEET WPD 204</a> <a href="#">Manual - How to connect aluminum wires in WPD-Terminal blocks</a> <a href="#">Torque Conductor Connection Data WPD_EN</a> <a href="#">Drehmoment Leiteranschlussdaten WPD_DE</a>
Catalogues	<a href="#">Catalogues in PDF-format</a>



## Power distribution

### Screw connection

#### W-Series

#### WPD 104 1x25+1x16/2x16+3x10



#### WPD 104

25 mm<sup>2</sup>

#### WPD 204

25 mm<sup>2</sup>

Width / Height / Depth	mm
max. current / max. conductor	A/mm <sup>2</sup>
max. clamping range	mm <sup>2</sup>

31.5 / 49 / 68	10 mm <sup>2</sup>	16 mm <sup>2</sup>	25 mm <sup>2</sup>
101 / 25			
1.5...25			

63 / 49 / 68	10 mm <sup>2</sup>	16 mm <sup>2</sup>	25 mm <sup>2</sup>
101 / 25			
1.5...25			

#### Technical data

Rated data		
Rated voltage	V	
Rated current	A	
for wire cross-section	25 mm <sup>2</sup>	mm <sup>2</sup>
Rated impulse withstand voltage / Pollution severity		
Overvoltage category / UL 94 flammability rating		
Approvals		
Clamped conductors (H05V/H07V)		
Solid / Stranded	25 mm <sup>2</sup>	mm <sup>2</sup>
	16 mm <sup>2</sup>	mm <sup>2</sup>
	10 mm <sup>2</sup>	mm <sup>2</sup>
	25 mm <sup>2</sup>	mm <sup>2</sup>
Flexible with ferrule	16 mm <sup>2</sup>	mm <sup>2</sup>
	10 mm <sup>2</sup>	mm <sup>2</sup>
	25 mm <sup>2</sup>	mm/-
	16 mm <sup>2</sup>	mm/-
Stripping length / Blade size	10 mm <sup>2</sup>	mm/-
	16 mm <sup>2</sup>	mm/-
Tightening torque	Nm	
Note		

#### IEC 60947-7-1 (Cu), UL 1059 (Cu+Al)

IEC	UL	CSA	EN 60079-7
1000	600	600	550
101	85	85	101
25	AWG 12...4	AWG 12...4	25
8 kV / 3			
III / V-0			

#### Rated connection

2.5...25 / 2.5...25
1.5...16 / 1.5...16
1.5...10 / 1.5...10
1.5...16
1.5...10
1.5...6
12 / M5
14 / M6
19 / M6

see appendix at the end of the chapter

#### IEC 60947-7-1 (Cu), UL 1059 (Cu+Al)

IEC	UL	CSA	EN 60079-7
1000	600	600	550
101	85	85	101
25	AWG 12...4	AWG 12...4	25
8 kV / 3			
III / V-0			

#### Rated connection

2.5...25 / 2.5...25
1.5...16 / 1.5...16
1.5...10 / 1.5...10
1.5...16
1.5...10
1.5...6
12 / M5
14 / M6
19 / M6

see appendix at the end of the chapter

#### Ordering data

Version	
	grey
	blue
	red
	black
Note	

Type	Qty.	Order No.
WPD 104 1x25+1x16/2x16+3x10 GY	1	1562000000
WPD 104 1x25+1x16/2x16+3x10 BL	1	2518250000
WPD 104 1x25+1x16/2x16+3x10 RD	1	2725260000
WPD 104 1x25+1x16/2x16+3x10 BK	1	2725360000

Type	Qty.	Order No.
WPD 204 2x25/4x16+6x10 2XGY	1	1562150000
WPD 204 2x25/4x16+6x10 2XBL	1	2518330000
WPD 204 2x25/4x16+6x10 2XRD	1	2725290000
WPD 204 2x25/4x16+6x10 2XBK	1	2725390000

#### Accessories

Cross connection	
	2-pole
	3-pole
End bracket	
	dark beige
	dark beige
Screwdriver	
	SET

Type	Qty.	Order No.
WQB WPD X04/2	20	1561980000
WQB WPD X04/3	20	1561990000
WEW 35/2	100	1061200000
AEB 35 SC/1	50	1991920000
SDK PZ2 X 100	1	2749450000
SK WSD-S 1,5-10,0	1	9008850000

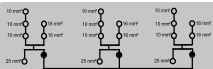
Type	Qty.	Order No.
WEW 35/2	100	1061200000
AEB 35 SC/1	50	1991920000
SDK PZ2 X 100	1	2749450000
SK WSD-S 1,5-10,0	1	9008850000

WPD 304

25 mm<sup>2</sup>



94.5 / 49 / 68  
101 / 25  
1.5...25



IEC 60947-7-1 (Cu), UL 1059 (Cu+Al)

IEC	UL	CSA	EN 60079-7
1000	600	600	550
101	85	85	101
25	AWG 12...4	AWG 12...4	25
8 kV / 3			
III / V-0			


Rated connection

2.5...25 / 2.5...25
1.5...16 / 1.5...16
1.5...10 / 1.5...10
1.5...16
1.5...10
1.5...6
12 / M5
14 / M6
19 / M6

see appendix at the end of the chapter

Type	Qty.	Order No.
WPD 304 3X25/6X16+9X10 3XGY	1	1562160000
WPD 304 3X25/6X16+9X10 3XBL	1	2518340000
WPD 304 3x25/6x16+9x10 3xRD	1	2725300000
WPD 304 3x25/6x16+9x10 3xBK	1	2725400000





Type	Qty.	Order No.
WEW 35/2	100	1061200000
AEB 35 SC/1	50	1991920000
SDK PZ2 X 100	1	2749450000
SK WSD-S 1,5-10,0	1	9008850000



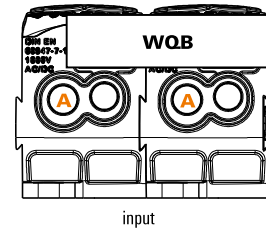
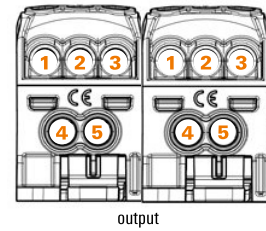
B















Conductor connection data according to IEC 60947-7-1 (Cu), UL 1059 (Cu+Al)

connection point A				
Input	Copper		Aluminium*	
				
25 mm²	2,5 Nm		5,1 Nm	
16 mm²				5,1 Nm
10 mm²		2,5 Nm		
6 mm²				
4 mm²				
2.5 mm²				
1.5 mm²				
Stripping lengths	19 mm			
Allen screw	M6			
* Values according to UL 1059				

\* Values according to UL 1059



Output	connection point 1/2/3				connection point 4/5				connection point B			
	Copper		Aluminium*		Copper		Aluminium*		Copper		Aluminium*	
												
16 mm <sup>2</sup>	2 Nm	2 Nm	5,1 Nm		2,5 Nm	2,5 Nm	5,1 Nm	5,1 Nm	2,5 Nm	2,5 Nm	5,1 Nm	
10 mm <sup>2</sup>												
6 mm <sup>2</sup>												
4 mm <sup>2</sup>												
2.5 mm <sup>2</sup>												
1.5 mm <sup>2</sup>												
Stripping lengths	12 mm				14 mm				19 mm			
Allen screw	M5				M6				M6			
* Values according to UL 1059												

\* Values according to UL 1059



Stranded



Solid

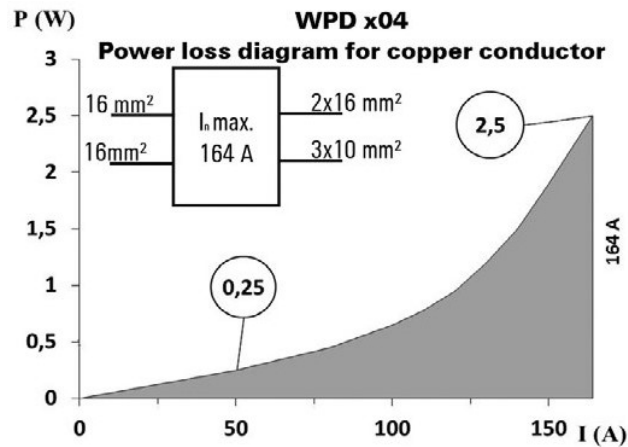


Flexible with ferrule



















Sector shaped

B



## UL Rating data according to UL 1059

Certificate no. (UR)		XCFR2.E60693			
connection point A					
Input (line)	Copper		Aluminium		
					
AWG 4	22.1 Lb In.	22.1 Lb In.	45.1 Lb In.	45.1 Lb In.	
AWG 6					
AWG 8					
AWG 10					
AWG 12					
max. current	85 A	65 A	65 A	50 A	
Voltage size B,C (UR)	600 V				

output (load)	connection point 1/2/3				connection point 4/5				connection point B			
	Copper		Aluminium		Copper		Aluminium		Copper		Aluminium	
												
AWG 4	22.1 Lb In.	22.1 Lb In.	45.1 Lb In.	22.1 Lb In.	22.1 Lb In.	22.1 Lb In.	45.1 Lb In.	45.1 Lb In.	22.1 Lb In.	22.1 Lb In.	45.1 Lb In.	22.1 Lb In.
AWG 6												
AWG 8												
AWG 10												
AWG 12												
AWG 14												
AWG 16												
max. current	65 A	50 A	50 A		85 A	65 A	65 A	50 A	65 A	50 A	50 A	
Voltage size B,C (UR)	600 V											



Mehrdrähtig



Eindrähtig



Feindrähtig mit Aderendhülle

## CSA-Bemessungsdaten nach CSA 22.2 Nr. 158

Certificate No. (CSA)		269832			
	Input	Output			
	CP* A	CP* 1/2/3	CP* 4/5	CP* B	
AWG 4	2,5 Nm.				
AWG 6					
AWG 8		2,5 Nm	2,5 Nm	2,5 Nm	
AWG 10					
AWG 12					
AWG 14					
AWG 16					
max. current	85 A	50 A	50 A	65 A	
Voltage size C (CSA)	600 V				
* CP - connection point					

B

