

**WPD 109 1X185/2X35+3X25+4X16 RD****Weidmüller Interface GmbH & Co. KG**

Klingenbergstraße 26

D-32758 Detmold

Germany

[www.weidmueller.com](http://www.weidmueller.com)

Our WPD 1XX distribution blocks are used in all situations where power is supplied and distributed. Their user-friendly design creates a better overview and enables rapid, efficient implementation of space-saving power distribution.

**General ordering data**

Version	Potential distributor terminal, Screw connection, 1000 V, 490 A, Number of poles: 1, Mounting plate, TS 35, red
Order No.	<a href="#">2725270000</a>
Type	WPD 109 1X185/2X35+3X25+4X16 RD
GTIN (EAN)	4050118796612
Qty.	1 pc(s).

## WPD 109 1X185/2X35+3X25+4X16 RD

Weidmüller Interface GmbH &amp; Co. KG

Klingenbergstraße 26

D-32758 Detmold

Germany

www.weidmueller.com

## Technical data

## Dimensions and weights

Depth	77 mm	Depth (inches)	3.031 inch
Height	95 mm	Height (inches)	3.74 inch
Width	51.1 mm	Width (inches)	2.012 inch
Net weight	454 g		

## Temperatures

Storage temperature	-25 °C...55 °C	Continuous operating temp., min.	-50 °C
Continuous operating temp., max.	130 °C		

## Material data

Material	Wemid	Colour	red
UL 94 flammability rating	V-0		

## Rating data IECEx/ATEX

Certificate No. (ATEX)	CNEX16ATEX0005U	Certificate No. (IECEX)	IECEXCNEX16.0005U
Max. voltage (ATEX)	1100 V	Current (ATEX)	353 A
Wire cross section max. (ATEX)	185 mm <sup>2</sup>	Max. voltage (IECEX)	1100 V
Current (IECEX)	353 A		

## System specifications

Version	Screw connection	End cover plate required	No
Number of potentials	1	Number of levels	1
Number of clamping points per level	2	Number of potentials per tier	1
Levels cross-connected internally	Yes	Rail	Mounting plate, TS 35
N-function	Yes	PE function	No
PEN function	No		

## Additional technical data

Explosion-tested version	Yes	Open sides	closed
Type of mounting	Snap-on		

## CSA rating data

Certificate number (cCSAus)	70128467
-----------------------------	----------

## Conductors for clamping (additional connection)

Connection type, additional connection	Screw connection
--	------------------

## Conductors for clamping (rated connection)

Connection direction	on side	Type of connection	Screw connection
----------------------	---------	--------------------	------------------

## General

Number of poles	1	Rail	Mounting plate, TS 35
Standards	IEC 60947-7-1, UL 1059		

## WPD 109 1X185/2X35+3X25+4X16 RD

Weidmüller Interface GmbH &amp; Co. KG

Klingenbergstraße 26

D-32758 Detmold

Germany

www.weidmueller.com

## Technical data

## Rating data

Rated voltage	1,000 V	Rated AC voltage	1,000 V
Rated DC voltage	1,500 V	Rated current	490 A
Standards	IEC 60947-7-1, UL 1059		

## UL rating data

Certificate No. (cURus)	E60693
-------------------------	--------

## Classifications

ETIM 6.0	EC000897	ETIM 7.0	EC000897
ETIM 8.0	EC000897	ETIM 9.0	EC000897
ECLASS 9.0	27-14-11-20	ECLASS 9.1	27-14-11-20
ECLASS 10.0	27-14-11-20	ECLASS 11.0	27-14-11-20
ECLASS 12.0	27-14-11-20	ECLASS 13.0	27-25-01-19

## Environmental Product Compliance

REACH SVHC	Lead 7439-92-1
SCIP	e1c310ef-6b67-4efa-80a6-d307472f4de9

## Important note

Product information	The socket complies with flammability class V-2 according to UL94.
---------------------	--

## Approvals

Approvals



ROHS	Conform
UL File Number Search	UL Website
Certificate No. (cURus)	E60693

## Downloads

Approval/Certificate/Document of Conformity	<a href="#">Attestation of Conformity</a> <a href="#">UKCA Ex Attestation of Conformity</a> <a href="#">CB Certificate</a> <a href="#">VDE Certificate</a> <a href="#">DNV Certificate</a> <a href="#">UKCA Ex Certificate</a> <a href="#">CE Declaration of Conformity</a> <a href="#">UKCA declaration of conformity</a> <a href="#">Confirmation of Standards EN 45545-2_2020-10</a>
Engineering Data	<a href="#">CAD data – STEP</a>
User Documentation	<a href="#">DATA SHEET WPD 109</a>
Catalogues	<a href="#">Catalogues in PDF-format</a>

## WPD 109 1X185/2X35+3X25+4X16 RD

**Weidmüller Interface GmbH & Co. KG**

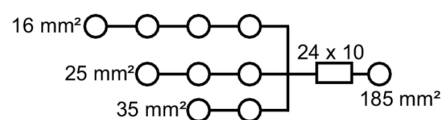
Klingenbergstraße 26

D-32758 Detmold

Germany

[www.weidmueller.com](http://www.weidmueller.com)

# Drawings



## WPD 109 1X185/2X35+3X25+4X16 RD

**Weidmüller Interface GmbH & Co. KG**  
Klingenbergstraße 26  
D-32758 Detmold  
Germany

[www.weidmueller.com](http://www.weidmueller.com)

## Accessories

### Socket wrench sets




Allen key made from fully hardened, high-alloy chromium-vanadium- steel, acc. to DIN ISO 2936 L (DIN 911), high-quality refined surface.

### General ordering data

Type	SKS 2,0-8,0 MR	Version
Order No.	<a href="#">9008870000</a>	socket wrenches
GTIN (EAN)	4032248266623	
Qty.	1 pc(s).	

### Slotted screwdriver



Slotted screwdriver with rounded blade SD DIN 5265, ISO 2380/2, output to DIN 5264, ISO 2380/1. ChromTop tip, SoftFinish grip

### General ordering data

Type	SDS 0.6X3.5X100	Version
Order No.	<a href="#">9008330000</a>	Screwdriver, Screwdriver
GTIN (EAN)	4032248056286	
Qty.	1 pc(s).	

**WPD 109 1X185/2X35+3X25+4X16 RD****Weidmüller Interface GmbH & Co. KG**

Klingenbergstraße 26

D-32758 Detmold

Germany

[www.weidmueller.com](http://www.weidmueller.com)**Accessories****Cross connection****General ordering data**

Type	WQB WPD X08-09/2	Version
Order No.	<a href="#">1561900000</a>	Cross-connector (terminal), Plugged, Number of poles: 2, Pitch in mm
GTIN (EAN)	4050118367096	(P): 5 1.10, Insulated: Yes, 353 A, grey
Qty.	3 pc(s).	

## Power distribution

### Screw connection

#### W-Series

WPD 109 1X185/2X35+3X25+4X16 GY



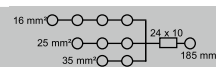
WPD 109

185 mm<sup>2</sup>



Width / Height / Depth	mm
max. current / max. conductor	A/mm <sup>2</sup>
max. clamping range	mm <sup>2</sup>

55.1 / 77 / 95  
353 / 185  
50...185



#### Technical data

Rated data		
Rated voltage	V	
Rated current	A	
for wire cross-section	185 mm <sup>2</sup>	mm <sup>2</sup>

Rated impulse withstand voltage / Pollution severity

Overvoltage category / UL 94 flammability rating

Approvals

#### Clamped conductors (H05V/H07V)

Solid / Stranded	185 mm <sup>2</sup>	mm <sup>2</sup>
	35 mm <sup>2</sup>	mm <sup>2</sup>
	25 mm <sup>2</sup>	mm <sup>2</sup>
	16 mm <sup>2</sup>	mm <sup>2</sup>
Flexible with ferrule	185 mm <sup>2</sup>	mm <sup>2</sup>
	35 mm <sup>2</sup>	mm <sup>2</sup>
	25 mm <sup>2</sup>	mm <sup>2</sup>
	16 mm <sup>2</sup>	mm <sup>2</sup>
Stripping length / Blade size	185 mm <sup>2</sup>	mm/-
	35 mm <sup>2</sup>	mm/-
	25 mm <sup>2</sup>	mm <sup>2</sup>
	16 mm <sup>2</sup>	mm <sup>2</sup>
Tightening torque		Nm

#### Note

#### IEC 60947-7-1 (Cu), UL 1059 (Cu+Al)

IEC	UL	CSA	EN 60079-7
1000	600	600	880
353	310	310	353
185	AWG 2/0...kcmil 350	AWG 2/0...kcmil 350	185
8 kV / 3			
III / V-0			

#### Bemessungsanschluss

70...185 / 70...185
4...35 / 4...35
2.5...25 / 2.5...25
1.5...16 / 1.5...16
50...150
2.5...25
1.5...16
1.5...10
27 / M14
18 / M8
12 / M6
12 / M6
siehe Anhang am Kapitelende



#### Ordering data


Version	
grey	
blue	
red	
black	
Note	

Type	Qty.	Order No.
WPD 109 1x185/2x35+3x25+4x16 GY	1	1562090000
WPD 109 1x185/2x35+3x25+4x16 BL	1	2519490000
WPD 109 1x185/2x35+3x25+4x16 RD	1	2725270000
WPD 109 1x185/2x35+3x25+4x16 BK	1	2725370000

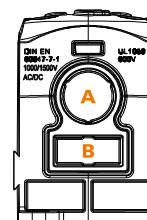
#### Accessories

Cross connection	
2-pole	
End bracket	
dark beige	
dark beige	
Screwdriver	
SET	

Type	Qty.	Order No.
WQB WPD X08-09/2	20	1561900000
WEW 35/2	100	1061200000
AEB 35 SC/1	50	1991920000
SDK PZ2 X 100	1	2749450000
SK WSD-S 1,5-10,0	1	9008850000








output

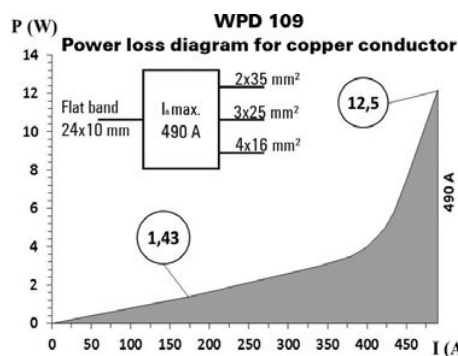














input

## Conductor connection data according to IEC 60947-7-1 (Cu), UL 1059 (Cu+Al)






connection point A					CP** B
Input	Copper		Aluminium*		Copper
					
120 mm <sup>2</sup>	19 Nm				
95 mm <sup>2</sup>		19 Nm	22,6 Nm	22,6 Nm	
70 mm <sup>2</sup>					
50 mm <sup>2</sup>					
35 mm <sup>2</sup>					
25 mm <sup>2</sup>					
Flat band 24x10mm					3 Nm
Stripping lengths	27 mm				22 mm
Allen screw	M14				M6
* Values according to UL 1059    ** CP - connection point					

\* Values according to UL 1059 \*\* CP - connection point








Output	connection point 1 / 2 / 3				connection point 4 / 5 / 6 / 7				connection point 8 / 9			
	Copper		Aluminium*		Copper		Aluminium*		Copper		Aluminium*	
												
35 mm²	2 Nm	2 Nm	5,1 Nm	5,1 Nm	2 Nm	2 Nm			2,5 Nm	2,5 Nm	11,3 Nm	11,3 Nm
25 mm²												
16 mm²												
10 mm²												
6 mm²												
4 mm²												
2.5 mm²												
1.5 mm²												
Stripping lengths	12 mm				12 mm				18 mm			
Allen screw	M6				M6				M8			
* Values according to UL 10599												

\* Values according to UL 1059

 Stranded
  Solid
  Flexible with ferrule
  Sector shaped
  Flat band

## UL Rating data according to UL 1059













Certificate no. (UR)	XCFR2.E60693				CP* B Copper
	connection point A				
Input (line)	Copper		Aluminium		
					
kcmil 250	168.2 Lb In.		200 Lb In.		
AWG 4/0					
AWG 3/0		168.2 Lb In.		200 Lb In.	
AWG 2/0					
AWG 1/0					
AWG 2			200 Lb In.		
AWG 4					
Flat band 24x10 mm					
max. current	250 A	200 A	155 A	205 A	250 A
Voltage size B,C (UR)	600 V				
* CP - connection point					

\* CP - connection point

## CSA rating data according to CSA 22.2 No. 158

Certificate No. (CSA)	269832			
	Input CP* A	CP* 1/2/3	Output CP* 4/5/6/7	CP* B
kcml 250	19 Nm.			6 Nm
AWG 2	19 Nm			
AWG 4				
AWG 6				
AWG 8				
AWG 10				
AWG 12				
AWG 14				
AWG 16				
max. current	255 A	85 A	65 A	115 A
Voltage size C (CSA)	600 V			

\* CP - connection point

Output	connection point 1 / 2 / 3				connection point 4 / 5 / 6 / 7				connection point 8 / 9			
	Copper		Aluminium		Copper		Aluminium		Copper		Aluminium	
												
AWG 2	22.6 Lb In.	22.6 Lb In.	45.1 Lb In.	45.1 Lb In.	22.6 Lb In.	22.6 Lb In.			53.1 Lb In.	53.1 Lb In.	100 Lb In.	100 Lb In.
AWG 4												
AWG 6												
AWG 8												
AWG 10												
AWG 12												
AWG 14												
AWG 16												
max. current	85 A	65 A	65 A	50 A	65 A	50 A	50 A		115 A	85 A	90 A	65 A
Voltage size B,C (UR)					600 V							

 Stranded
  Solid
  Flexible with ferrule
  Sector shaped
  Flat band