

**TRS 24VUC 2CO FG**
**Weidmüller Interface GmbH & Co. KG**

Klingenbergstraße 26

D-32758 Detmold

Germany

www.weidmueller.com



Proven switching condition monitoring of signals  
In safety-related applications, relays with positively-driven contacts have proven themselves many times over. The positively-driven operation ensures a synchronous switching status at both contacts, so that the signal contact maintains the same switching status in the event of an error. Thus, diagnostic coverage of 99% is achieved. Our TERMSERIES relay modules are predestined for secure signal monitoring in a wide range of applications. Their switching function is clearly indicated by an illuminated ejection lever, which also has an integrated marker holder. Compatibility with all accessories from the TERMSERIES allows high flexibility and easy integration into existing systems. TERMSERIES relay modules have the cULus certification required for use in the North American market.

- 2 CO contacts with 6 A, forcibily guided according to EN 61810-3 type B
- Positive guidance ensures a synchronous switching status at both contacts and achieves a diagnostic coverage of 99%
- UL approval for the North American market
- Ejection lever with integrated marker channels

**General ordering data**

Version	TERMSERIES, Relay module with positively driven contacts, Number of contacts: 2, CO contacts forcibily guided (EN 61810-3 type B) AgNi, Rated control voltage: 24 V UC $\pm 10\%$ , Continuous current: 6 A, Screw connection, Test button available: No
Order No.	<a href="#">2706290000</a>
Type	TRS 24VUC 2CO FG
GTIN (EAN)	4050118892642
Qty.	5 pc(s).

## TRS 24VUC 2CO FG

**Weidmüller Interface GmbH & Co. KG**

Klingenbergstraße 26

D-32758 Detmold

Germany

[www.weidmueller.com](http://www.weidmueller.com)

## Technical data

### Dimensions and weights

Depth	87.8 mm	Depth (inches)	3.457 inch
Height	97.5 mm	Height (inches)	3.839 inch
Width	12.8 mm	Width (inches)	0.504 inch
Net weight	62.4 g		

### Temperatures

Storage temperature	-25 °C...70 °C	Operating temperature	-25 °C...60 °C
Humidity	5...85 %, no condensation		

### Rated data UL

Ambient temperature (operational), max. 60 °C		Connection cross-section AWG, min.	AWG 26
Connection cross-section AWG, max.	AWG 14	Type of conductor	rigid copper conductor, flexible copper conductor
Tightening torque, max.	0.4 Nm	Pollution severity level	2

### Control side

Rated control voltage	24 V UC ±10 %	Rated current AC	24.4 mA
Rated current DC	23.5 mA	Power rating	585 mVA, 565 mW
Status indicator	Green LED	Protective circuit	Rectifier
Coil voltage of the replacement relay deviating from the rated control voltage	Yes	Coil voltage of the replacement relay	24 V DC

### Load side

Rated switching voltage	250 V AC	Continuous current	6 A
Max. switching frequency at rated load	0.1 Hz	Max. switching voltage, AC	250 V
Max. switching voltage, DC	250 V	AC switching capacity (resistive), max.	1500 VA
DC switching capacity (resistive), max.	144 W @ 24 V	Switch-on delay	≤ 30 ms
Switch-off delay	<20 ms	Contact type	2 CO contacts forcibly guided (EN 61810-3 type B) (AgNi)
Mechanical service life	10 x 10 <sup>6</sup> switching cycles	Min. switching power	10 mA @ 5 V

### General data

Operating altitude	≤ 2000 m, above sea level	Rail	TS 35
Test button available	No	Mechanical switch position indicator	No
Colour	black		

### Insulation coordination

Rated voltage	300 V	Pollution severity	2
Surge voltage category	III	Clearance and creepage distances for control side - load side	≥ 6 mm
Dielectric strength for control side - load side	3.51 kV <sub>eff</sub> / 1 min.	Type of isolation at input and output	reinforced insulation
Dielectric strength of neighbouring contacts	2.21 kV <sub>eff</sub> / 1 min.	Type of isolation at neighbouring contacts	Basic insulation
Dielectric strength of open contact	1.5 kV <sub>eff</sub> / 1 min.	Dielectric strength to mounting rail	3.51 kV <sub>eff</sub> / 1 min.
Impulse withstand voltage at neighbouring contacts	4 kV (1.2/50 µs)	Protection degree	IP20

## TRS 24VUC 2CO FG

Weidmüller Interface GmbH &amp; Co. KG

Klingenbergstraße 26

D-32758 Detmold

Germany

www.weidmueller.com

## Technical data

## Further details of approvals / standards

Standards	EN 61326-1, EN 61010-2-201	Certificate no. (cULus)	E141197
-----------	----------------------------	-------------------------	---------

## Connection data

Wire connection method	Screw connection	Stripping length, rated connection	8 mm
Tightening torque, max.	0.4 Nm	Clamping range, rated connection	1.5 mm <sup>2</sup>
Clamping range, min.	0.14 mm <sup>2</sup>	Clamping range, max.	2.5 mm <sup>2</sup>
Wire connection cross section AWG, min.	AWG 26	Wire connection cross section AWG, max.	AWG 14
Wire cross-section, solid, min.	0.14 mm <sup>2</sup>	Wire cross-section, solid, max.	2.5 mm <sup>2</sup>
Wire cross-section, solid, min. (AWG)	AWG 26	Wire cross-section, solid, max. (AWG)	AWG 14
Wire connection cross section, finely stranded, min.	0.14 mm <sup>2</sup>	Wire connection cross section, finely stranded, max.	2.5 mm <sup>2</sup>
Wire cross-section, finely stranded, min. (AWG)	AWG 26	Wire cross-section, finely stranded, max. (AWG)	AWG 14
Wire connection cross-section, finely stranded with wire-end ferrules DIN 46228/4, min.	0.25 mm <sup>2</sup>	Wire connection cross-section, finely stranded with wire-end ferrules DIN 46228/4, max.	2.5 mm <sup>2</sup>
Conductor cross-section, flexible, AEH (DIN 46228-1), min.	0.25 mm <sup>2</sup>	Conductor cross-section, flexible, AEH (DIN 46228-1), max.	2.5 mm <sup>2</sup>
Wire connection cross section, finely stranded, two clampable wires, min.	0.5 mm <sup>2</sup>	Wire cross-section, finely stranded, two clampable wires, max.	1 mm <sup>2</sup>
Twin wire-end ferrules, min.	0.5 mm <sup>2</sup>	Twin wire-end ferrules, max.	1 mm <sup>2</sup>
Blade size	size PHO		

## Classifications

ETIM 6.0	EC001437	ETIM 7.0	EC001437
ETIM 8.0	EC001437	ETIM 9.0	EC001437
ECLASS 9.0	27-37-16-01	ECLASS 9.1	27-37-16-01
ECLASS 10.0	27-37-16-01	ECLASS 11.0	27-37-16-01
ECLASS 12.0	27-37-16-01	ECLASS 13.0	27-37-16-01

## Environmental Product Compliance

REACH SVHC	Lead 7439-92-1
SCIP	9e2cbc49-76d9-4611-b8ec-5b4f549a0aa9

## Approvals

Approvals



UL File Number Search	UL Website
Certificate no. (cULus)	E141197

## TRS 24VUC 2CO FG

**Weidmüller Interface GmbH & Co. KG**  
Klingenbergstraße 26  
D-32758 Detmold  
Germany

[www.weidmueller.com](http://www.weidmueller.com)

## Technical data

### Downloads

Approval/Certificate/Document of Conformity	<a href="#">EU Konformitätserklärung / EU Declaration of Conformity</a>
Engineering Data	<a href="#">CAD data – STEP</a>
Software	<a href="#">Library and function block – SISTEMA library 2.0</a>
User Documentation	<a href="#">Beipackzettel / Package Insert – multilingual</a> <a href="#">FL TERMSERIES_RCHFG_LOAD_GUIDE</a>
Catalogues	<a href="#">Catalogues in PDF-format</a>

# TRS 24VUC 2CO FG

Weidmüller Interface GmbH & Co. KG

Klingenbergstraße 26

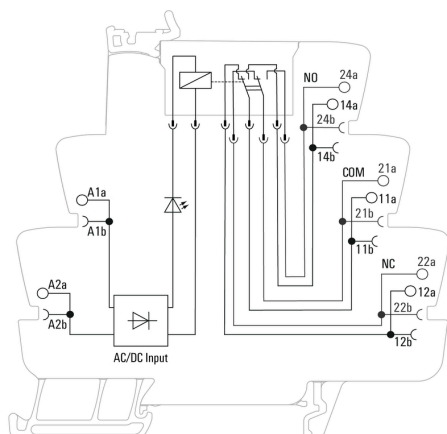
D-32758 Detmold

Germany

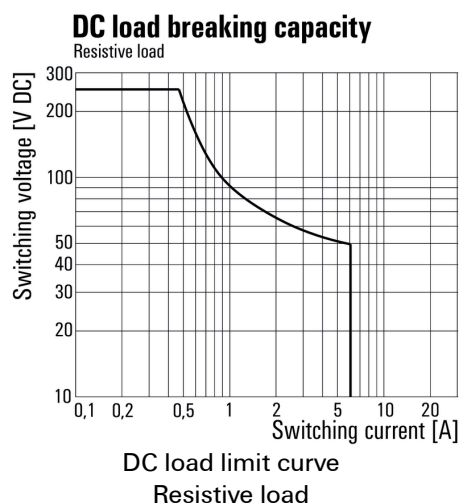
[www.weidmueller.com](http://www.weidmueller.com)

## Drawings

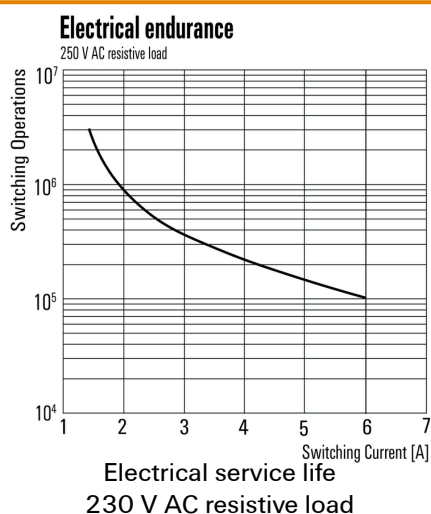
### Wiring diagram



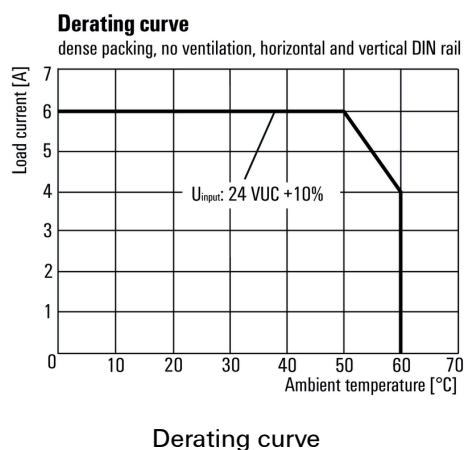
### Graph



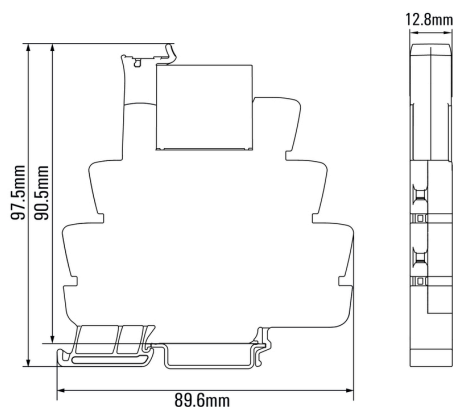
### Graph



### Graph



### Dimensional drawing



## TRS 24VUC 2CO FG

Weidmüller Interface GmbH &amp; Co. KG

Klingenbergstraße 26

D-32758 Detmold

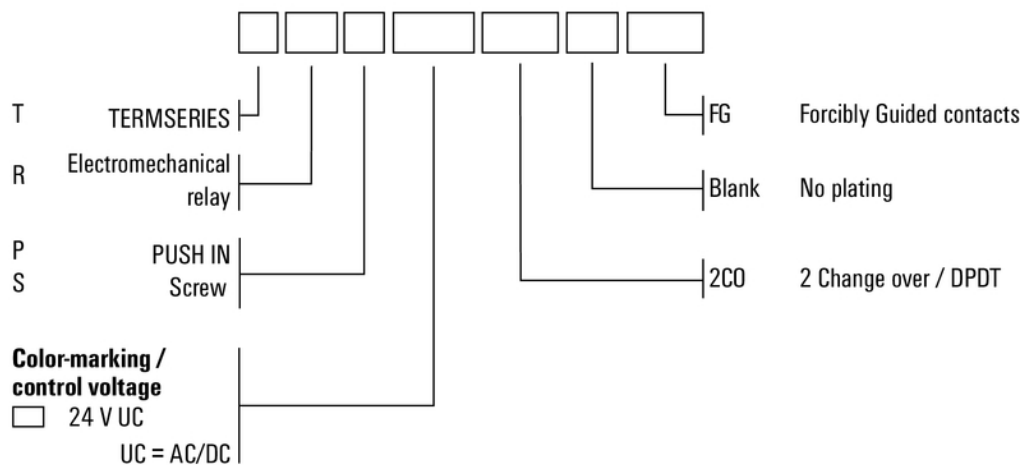
Germany

[www.weidmueller.com](http://www.weidmueller.com)

## Drawings

## Miscellaneous

## Type code TERMSERIES electromechanical relay versions



Type codes