

IE-C6FP8LD0150M40R40-D**Weidmüller Interface GmbH & Co. KG**

Klingenbergstraße 26

D-32758 Detmold

Germany

www.weidmueller.com

Assembled IE cables, patch cable Cabinet Line, Cat. 6,
LSZH, grey

General ordering data

Version	Patch cable, RJ45 IP 20, RJ45 IP 20, Angled 90° right, <20 m: Cat.6A / >20 m Class EA (ISO/IEC 11801 2010), LSZH, 15 m
Order No.	2703330150
Type	IE-C6FP8LD0150M40R40-D
GTIN (EAN)	4050118715613
Qty.	1 pc(s).

Creation date May 20, 2024 9:43:28 AM CEST

Catalogue status 04.05.2024 / We reserve the right to make technical changes.

IE-C6FP8LD0150M40R40-D

Weidmüller Interface GmbH & Co. KG

Klingenbergstraße 26

D-32758 Detmold

Germany

www.weidmueller.com

Technical data

Dimensions and weights

Length	15 m	Length (inches)	590.551 inch
Net weight	544 g		

Temperatures

Storage temperature	-20 °C...60 °C	Operating temperature	-20 °C...60 °C
Installation temperature	0 °C...50 °C		

Electrical properties

Current-carrying capacity at 50 °C	1 A	PoE / PoE+	conforming to IEEE 802.3at
------------------------------------	-----	------------	----------------------------

General standards

Application-specific communication cable facilities	ANSI / TIA / EIA-568-B.2-10, ISO / IEC 11801:2002, EN50173-1:2007	Certificate no. (cULus)	E316369
Connector standard	IEC 60603-7-51		

Standards

Connector standard	IEC 60603-7-51
--------------------	----------------

Cable structure

Arrangement of wire cores	Twisted pair	Colour sequence or wires - wire pairs	white - blue, white - orange, white - green, white - brown
Complete shielding	Shielding braid made from copper wiring	Cross-section	4*2*AWG 27/7 - 4*2*0.1 mm ²
Insulation	PE	Insulation cross-section	1.04 mm
Material sheath	LSZH	Number of wires	8
Overlap of shielding braid	60 %	Sheath diameter, max.	5.9 mm
Sheath diameter, min.	5.5 mm	Sheathing colour	grey
Shielding	S/FTP	Strands	7
Wire pair shielding	Aluminium foil		

Electrical properties of cable

Capacity at 1 kHz	46 nF/km	Category	<20 m: Cat.6A / >20 m Class EA (ISO/IEC 11801 2010)
Characteristic impedance	100 ± 15 Ω at 1–100 MHz	Delay skew	2.5 ns/100m
Operating voltage	50 V DC	Operating voltage (UL rating)	30 V AC / 42.4 V DC
Resistance differential	5 %	Test voltage: wire-wire-shield	2.5 kV / DC for 2 sec

IE-C6FP8LD0150M40R40-D

Weidmüller Interface GmbH & Co. KG

Klingenbergstraße 26

D-32758 Detmold

Germany

www.weidmueller.com

Technical data

Mechanical and material properties of cable

Colour	grey	Halogen	halogen-free, according to IEC 60754-2
Min. bending radius, once only		Resistance to spread of flame	in accordance with IEC 60332-2-2, in accordance with IEC 60332-1-2, in accordance with IEC 60332-3-24, in accordance with UL 2556 (FT1)
	5 x cable diameter		

Plug

Plug left	RJ45, IP20, male contact, straight, plug, Plastic, shielded	Plug right	RJ45, IP20, male contact, angled 90° right, plug, Plastic, shielded
-----------	---	------------	---

Plug, left

Plug left	RJ45, IP20, male contact, straight, plug, Plastic, shielded
-----------	---


Plug, right

Contact surface	Au ≥ 0.8 µm	Housing main material	PC UL 94 V0
Plug right	RJ45, IP20, male contact, angled 90° right, plug, Plastic, shielded	Plugging cycles	750

Classifications

ETIM 6.0	EC002599	ETIM 7.0	EC002599
ETIM 8.0	EC002599	ETIM 9.0	EC002599
ECLASS 9.0	27-06-03-08	ECLASS 9.1	27-06-03-08
ECLASS 10.0	27-06-03-08	ECLASS 11.0	27-06-03-08
ECLASS 12.0	27-06-03-08	ECLASS 13.0	27-06-03-08

Approvals

Approvals	  		
ROHS	Conform		
UL File Number Search	UL Website		
Certificate no. (cULus)	E316369		

Downloads

Approval/Certificate/Document of Conformity	Control - CC-Link Patchcord Certificate Field - CC-Link Patchcord Certificate TSN - CC-Link Patchcord Certificate
Engineering Data	CAD data – STEP
Product Change Notification	Technische Änderung zu der Cabinet Line (RJ45 CAT.6A Patchkabel LSZH) Technical change to RJ45 CabinetLine (RJ45 CAT.6A Patchcable LSZH)
Catalogues	Catalogues in PDF-format

Creation date May 20, 2024 9:43:28 AM CEST

Catalogue status 04.05.2024 / We reserve the right to make technical changes.

IE-C6FP8LD0150M40R40-D**Weidmüller Interface GmbH & Co. KG**

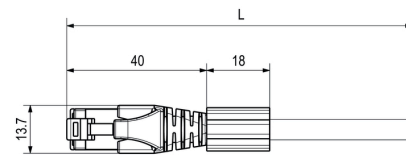
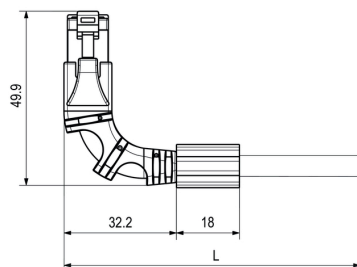
Klingenbergstraße 26

D-32758 Detmold

Germany

www.weidmueller.com**Drawings****Wiring**

RJ45	1	white (orange)	1	RJ45
	2	orange	2	
	3	white (green)	3	
	4	blue	4	
	5	white (blue)	5	
	6	green	6	
	7	white (brown)	7	
	8	brown	8	

Dimensioned drawing**Dimensioned drawing**

IE-C6FP8LD0150M40R40-D**Weidmüller Interface GmbH & Co. KG**

Klingenbergstraße 26

D-32758 Detmold

Germany

www.weidmueller.com**Accessories****Blank**

TM-I is an acknowledged and accredited marker type for traffic engineering applications. There are various different tag lengths available for individual labelling with long character strings. Easy handling of separation and installation thanks to the project marker field. Pre-attachment of sleeves and retrofitting of tags offer excellent versatility

The special contour of TM-I allows easy assembly and secures firm positioning. They are compatible with a number of commercially available sleeves. Thanks to the MultiCard format, the tags can be printed quickly and conveniently with the PrintJet CONNECT, plotter or the STI pen.

- Easy handling of separation and installation thanks to the project marker field.
- Acknowledged and accredited marker for traffic engineering applications
- Pre-attachment of sleeves and retrofitting of tags offer excellent versatility
- Not suited for labelling with P-Ink or STI pen in connection with CLI T sleeves

For custom printing: Please send us a file of our labeling software M-Print PRO or M-Print PRO Online (without installation) for your labeling specifications.

General ordering data

Type	TM-I 18 MC NE WS	Version
Order No.	1718431044	TM-I, Insert markers, 18 x 4 mm, white
GTIN (EAN)	4008190349011	
Qty.	320 pc(s).	

IE-C6FP8LD0150M40R40-D**Weidmüller Interface GmbH & Co. KG**

Klingenbergstraße 26

D-32758 Detmold

Germany

www.weidmueller.com**Accessories****Blank**

TM-I is an acknowledged and accredited marker type for traffic engineering applications. There are various different tag lengths available for individual labelling with long character strings. Easy handling of separation and installation thanks to the project marker field. Pre-attachment of sleeves and retrofitting of tags offer excellent versatility

The special contour of TM-I allows easy assembly and secures firm positioning. They are compatible with a number of commercially available sleeves. Thanks to the MultiCard format, the tags can be printed quickly and conveniently with the PrintJet CONNECT, plotter or the STI pen.

- Easy handling of separation and installation thanks to the project marker field.
- Acknowledged and accredited marker for traffic engineering applications
- Pre-attachment of sleeves and retrofitting of tags offer excellent versatility
- Not suited for labelling with P-Ink or STI pen in connection with CLI T sleeves

For custom printing: Please send us a file of our labeling software M-Print PRO or M-Print PRO Online (without installation) for your labeling specifications.

General ordering data

Type	TM-I 12 MC NE WS	Version
Order No.	1718411044	TM-I, Insert markers, 12 x 4 mm, white
GTIN (EAN)	4008190348977	
Qty.	320 pc(s).	