

**TFIS 24-240VUC 1CO ON****Weidmüller Interface GmbH & Co. KG**

Klingenbergstraße 26

D-32758 Detmold

Germany

[www.weidmueller.com](http://www.weidmueller.com)**Product image**

Compact timing relays for building and factory automation

Our TFIS-Relays consists of five different devices covering the most important applications in building and factory automation. Four of these carry out individual functions: clock generator (pause and pulse start), star-delta switch, switch-on delay and off-delay with control input. There is also a multifunctional version with seven different timing functions. The timing functions and time ranges can be easily configured using a rotary switch fitted on the front. All of the devices meet the international standards according to EN 61812 and have UL approval for the North American market.

- Available in installation design and compact industrial design
- Simple configuration via setting potentiometers and status LED
- Compliance with international standards according to EN 61812
- UL approved for the North American market

**General ordering data**

Version	TFI-SERIES, On-delay timing relay, Number of contacts: 1, CO contact, AgNi, Rated control voltage: 24...240 V UC -15 % / +10 %, Continuous current: 8 A, Screw connection
Order No.	<a href="#">2697280000</a>
Type	TFIS 24-240VUC 1CO ON
GTIN (EAN)	4050118705294
Qty.	1 pc(s).

## TFIS 24-240VUC 1CO ON

Weidmüller Interface GmbH &amp; Co. KG

Klingenbergstraße 26

D-32758 Detmold

Germany

www.weidmueller.com

## Technical data

## Dimensions and weights

Depth	60 mm	Depth (inches)	2.362 inch
Height	87 mm	Height (inches)	3.425 inch
Width	17.5 mm	Width (inches)	0.689 inch
Net weight	69 g		

## Temperatures

Storage temperature	-25 °C...70 °C	Operating temperature	-25 °C...55 °C
Humidity	15...85 % rel. humidity, no condensation		

## Control side

Rated control voltage	24...240 V UC -15 % / +10 %	Power rating	4 VA, 1.5 W
Status indicator	LED green (U/t): flashes when time runs, lights permanently with supply voltage applied, LED yellow (R): relay closed	Time ranges	0.05 s - 1 s, 0.5 s - 10 s, 3 s - 60 s, 30 s - 10 min, 3 min - 1 h, 30 min - 10 h, 5 h - 100 h
Setting tolerance	5 %	Max. reset time after voltage interruption	100 ms
Basic accuracy	±6% (of scale-end value, for time range 0.05 s - 1 s), ±1% (of scale-end value, for all other time ranges)	Min. pulse duration	100 ms
Repeat accuracy	< 0.5 % or ±5 ms		

## Load side

Rated switching voltage	250 V AC	Continuous current	8 A
Max. switching voltage, AC	250 V	Max. switching voltage, DC	30 V
AC switching capacity (resistive), max.	2000 VA	DC switching capacity (resistive), max.	240 W
Contact type	1 CO contact (AgNi)	Electrical service life, DC coil	2x10 <sup>5</sup> switching cycles (1000 VA ohm load)
Mechanical service life	20 x 10 <sup>6</sup> switching cycles	Min. switching power	10 mA @ 12 V, 100 mA @ 5 V

## General data

Design	Installation housing; 1TE	Suitable for front mounting	No
Rail	TS 35	Test button available	No
Mechanical switch position indicator	No	Colour	black
Resistance to vibration EN 61812-1	10 Hz...60 Hz: 0.15 mm, 60 Hz...150 Hz: 2 g		

## Insulation coordination

Rated voltage	300 V	Pollution severity	2
Surge voltage category	III	Clearance and creepage distances for control side - load side	≥ 3 mm
Dielectric strength for control side - load side	1.6 kV	Impulse withstand voltage	4 kV
Protection degree	IP20		

## TFIS 24-240VUC 1CO ON

Weidmüller Interface GmbH &amp; Co. KG

Klingenbergstraße 26

D-32758 Detmold

Germany

www.weidmueller.com

## Technical data

## Further details of approvals / standards

Certificate no. (cULus) E360862

## Connection data

Wire connection method	Screw connection	Stripping length, rated connection	8 mm
Tightening torque, max.	1 Nm	Clamping range, rated connection	2.5 mm <sup>2</sup>
Clamping range, min.	0.5 mm <sup>2</sup>	Clamping range, max.	4 mm <sup>2</sup>
Wire connection cross section AWG, min.	AWG 20	Wire connection cross section AWG, max.	AWG 12
Wire cross-section, solid, min.	0.5 mm <sup>2</sup>	Wire cross-section, solid, max.	4 mm <sup>2</sup>
Wire connection cross section, finely stranded, min.	0.5 mm <sup>2</sup>	Wire connection cross section, finely stranded, max.	4 mm <sup>2</sup>
Wire connection cross-section, finely stranded with wire-end ferrules DIN 46228/4, min.	0.5 mm <sup>2</sup>	Wire connection cross-section, finely stranded with wire-end ferrules DIN 46228/4, max.	2.5 mm <sup>2</sup>
Conductor cross-section, flexible, AEH (DIN 46228-1), min.	0.5 mm <sup>2</sup>	Conductor cross-section, flexible, AEH (DIN 46228-1), max.	2.5 mm <sup>2</sup>
Wire connection cross section, finely stranded, two clampable wires, min.	0.5 mm <sup>2</sup>	Wire cross-section, finely stranded, two clampable wires, max.	2.5 mm <sup>2</sup>
Blade size	size PZ 1		

## Classifications

ETIM 6.0	EC001439	ETIM 7.0	EC001439
ETIM 8.0	EC001439	ETIM 9.0	EC001439
ECLASS 9.0	27-37-16-05	ECLASS 9.1	27-37-16-05
ECLASS 10.0	27-37-16-05	ECLASS 11.0	27-37-16-05
ECLASS 12.0	27-37-16-05	ECLASS 13.0	27-37-16-05

## Approvals

Approvals



ROHS	Conform
UL File Number Search	UL Website
Certificate no. (cULus)	E360862

## Downloads

Approval/Certificate/Document of Conformity	<a href="#">EU Konformitätserklärung / EU Declaration of Conformity</a>
Engineering Data	<a href="#">CAD data – STEP</a>
User Documentation	<a href="#">Beschreibung der Zeitfunktionen - Deutsch</a> <a href="#">Declaration of timing functions - English</a> <a href="#">Beipackzettel / Package Insert – multilingual</a>
Catalogues	<a href="#">Catalogues in PDF-format</a>

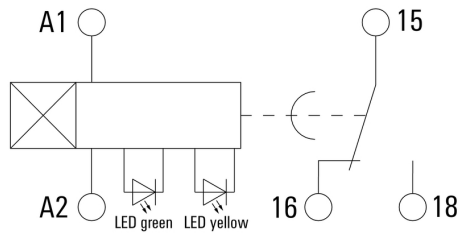
## TFIS 24-240VUC 1CO ON

**Weidmüller Interface GmbH & Co. KG**  
Klingenbergstraße 26  
D-32758 Detmold  
Germany

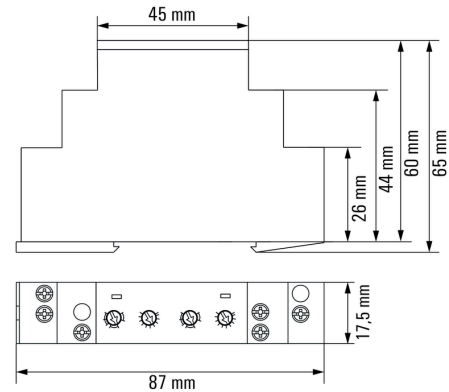
[www.weidmueller.com](http://www.weidmueller.com)

## Drawings

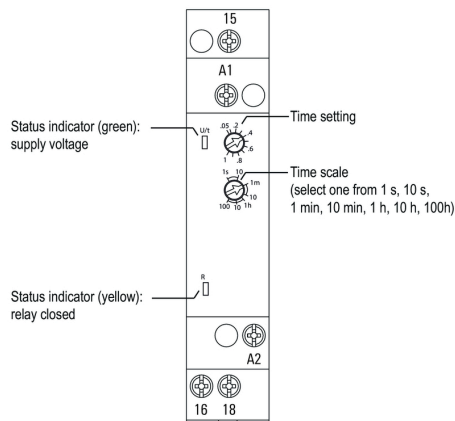
### Wiring diagram



### Dimensional drawing



### Miscellaneous



Detailed drawing

## TFIS 24-240VUC 1CO ON

**Weidmüller Interface GmbH & Co. KG**

Klingenbergstraße 26

D-32758 Detmold

Germany

[www.weidmueller.com](http://www.weidmueller.com)

## Accessories

### Blank



ESG is the tried-and-tested marker in MultiCard format for use on many well-known electrical devices. The result is high-quality device marking with a high-contrast appearance.

Various types are available for devices from manufacturers like Siemens, ABB, Beckhoff etc.

Advantages at a glance:

- Tags for universal usage, self-adhesive or clip-on tags, depending on type
- For aligned equipment, e.g. circuit breakers, we supply ESG markers for clipping onto tag rails
- Individual laser-quality printing according to specifications

**For custom printing:** Please send us a file of our labeling software M-Print PRO or M-Print PRO Online (without installation) for your labeling specifications.

### General ordering data

Type	ESG 6/17 K MC NE GE	Version
Order No.	<a href="#">1880110000</a>	ESG, Device markers x 17 mm, PA 66, Colour: yellow, Self-adhesive
GTIN (EAN)	4032248478798	
Qty.	200 pc(s).	
Type	ESG 6/17 K MC NE WS	Version
Order No.	<a href="#">1880120000</a>	ESG, Device markers x 17 mm, PA 66, Colour: white, Self-adhesive
GTIN (EAN)	4032248478804	
Qty.	200 pc(s).	

### ESG 6/15



#### Guaranteed long service life: ESG

The multi-colour and multi-format labels have a strong adhesive layer to ensure the best possible adhesion to the underlying surface. Double laminated polyester makes the basic material very thin and yet extremely tear-resistant.

#### Your benefits with MultiMark

- "Different materials for various requirements"
- Can be used with equipment from many manufacturers
- Device markers with a familiar design

### General ordering data

Type	ESG 6/15 MM WS	Version
Order No.	<a href="#">2619940000</a>	ESG, Device markers, 6 x 15 mm, white
GTIN (EAN)	4050118626148	
Qty.	3,000 pc(s).	

## TFIS 24-240VUC 1CO ON

**Weidmüller Interface GmbH & Co. KG**

Klingenbergstraße 26

D-32758 Detmold

Germany

[www.weidmueller.com](http://www.weidmueller.com)

## Accessories

### ESG 6/17



#### Guaranteed long service life: ESG

The multi-colour and multi-format labels have a strong adhesive layer to ensure the best possible adhesion to the underlying surface. Double laminated polyester makes the basic material very thin and yet extremely tear-resistant.

#### Your benefits with MultiMark

- "Different materials for various requirements"
- Can be used with equipment from many manufacturers
- Device markers with a familiar design

#### General ordering data

Type	ESG 6/17 MM WS	Version
Order No.	<a href="#">2005100000</a>	ESG, Device markers, 6 x 17 mm, white
GTIN (EAN)	4050118390728	
Qty.	3,000 pc(s).	

### Crosshead screwdriver Pozidriv



VDE insulated crosshead screwdriver type Pozidriv SDIK PZ DIN 7438, ISO 8764/2-PZ, output to ISO 8764-PZ, SoftFinish grip

#### General ordering data

Type	SDIK PZ1 X 80	Version
Order No.	<a href="#">2749920000</a>	Screwdriver, Blade width (B): 1 mm, 80 mm, Blade thickness (A): 1
GTIN (EAN)	4050118897227	
Qty.	1 pc(s).	

**TFIS 24-240VUC 1CO ON****Weidmüller Interface GmbH & Co. KG**

Klingenbergstraße 26

D-32758 Detmold

Germany

[www.weidmueller.com](http://www.weidmueller.com)**Accessories****Crosshead screwdriver Pozidriv**

Crosshead screwdriver, Pozidriv, SDK PZ DIN 5262, ISO 8764/2-PZ, output to ISO 8764/1-PZ, ChromTop tip, SoftFinish grip

**General ordering data**

Type	SDK PZ1 X 80	Version
Order No.	<a href="#">2749440000</a>	Screwdriver, Blade width (B): 80 mm, Blade thickness (A):
GTIN (EAN)	4050118895667	
Qty.	1 pc(s).	

**Crosshead screwdriver, Pozidrive**

VDE insulated screwdriver sets, for working on live parts up to 1000 V AC and 1500 V DC, DIN EN 60900. IEC 900. Each piece is "GS" safety tested. Blade made from fully hardened, high-alloy chromium-vanadium-molybdenum steel, gun-metal finish.

**General ordering data**

Type	SDIK SLIM PZ1 X 80	Version
Order No.	<a href="#">2749670000</a>	Screwdriver, Blade width (B): 1 mm, 80 mm, Blade thickness (A): 1
GTIN (EAN)	4050118896411	
Qty.	1 pc(s).	

**TFIS 24-240VUC 1CO ON****Weidmüller Interface GmbH & Co. KG**

Klingenbergstraße 26

D-32758 Detmold

Germany

[www.weidmueller.com](http://www.weidmueller.com)**Accessories****Blank**

ESG is the tried-and-tested marker in MultiCard format for use on many well-known electrical devices. The result is high-quality device marking with a high-contrast appearance.

Various types are available for devices from manufacturers like Siemens, ABB, Beckhoff etc.

Advantages at a glance:

- Tags for universal usage, self-adhesive or clip-on tags, depending on type
- For aligned equipment, e.g. circuit breakers, we supply ESG markers for clipping onto tag rails
- Individual laser-quality printing according to specifications

**For custom printing:** Please send us a file of our labeling software M-Print PRO or M-Print PRO Online (without installation) for your labeling specifications.

**General ordering data**

Type	ESG 6/15 K MC NE GE	Version
Order No.	<a href="#">1880130000</a>	ESG, Device markers x 15 mm, PA 66, Colour: yellow, Self-adhesive
GTIN (EAN)	4032248478910	
Qty.	200 pc(s).	
Type	ESG 6/15 K MC NE WS	Version
Order No.	<a href="#">1880100000</a>	ESG, Device markers x 15 mm, PA 66, Colour: white, Self-adhesive
GTIN (EAN)	4032248478781	
Qty.	200 pc(s).	



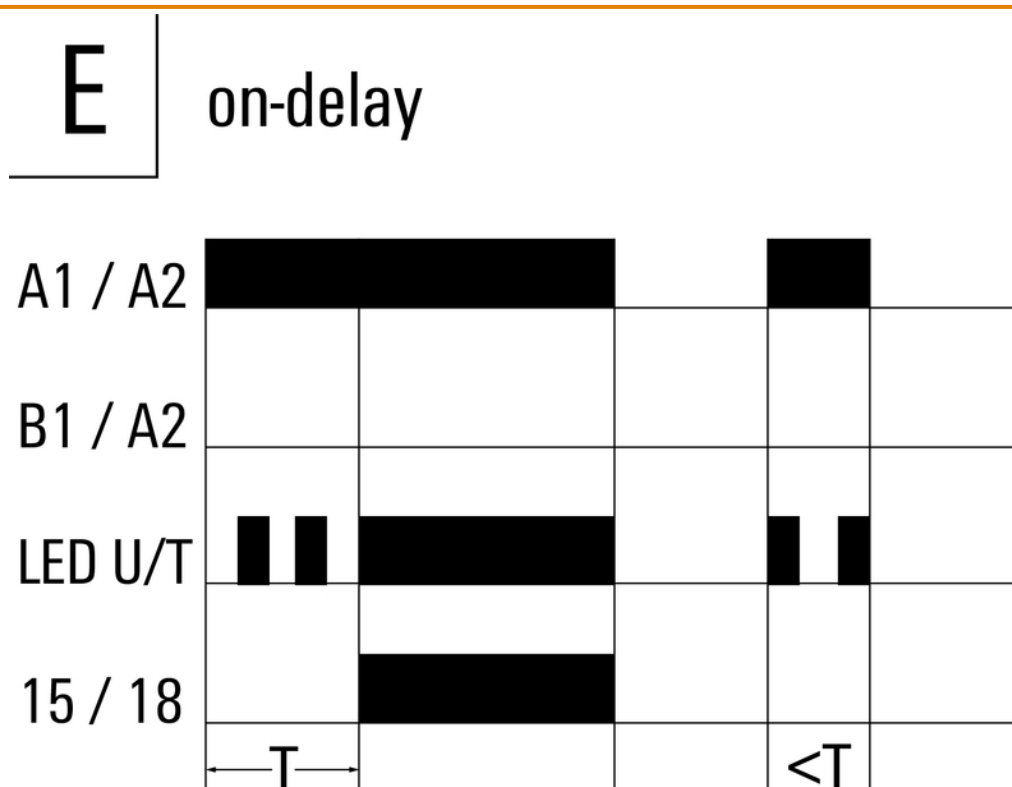
**TFIS 24-240VUC 1CO ON**

**Weidmüller Interface GmbH & Co. KG**  
 Klingenbergstraße 26  
 D-32758 Detmold  
 Germany

[www.weidmueller.com](http://www.weidmueller.com)

Drawings

Graph



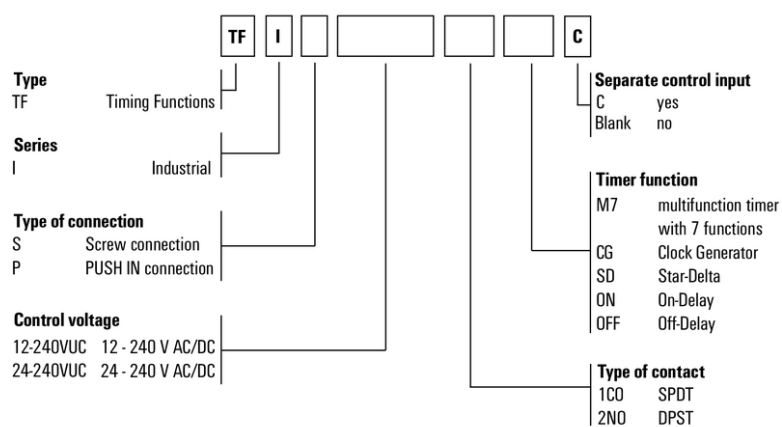
Time functions

**TFIS 24-240VUC 1CO ON****Weidmüller Interface GmbH & Co. KG**

Klingenbergstraße 26

D-32758 Detmold

Germany

[www.weidmueller.com](http://www.weidmueller.com)**Drawings****Type codes****Miscellaneous**

Creation date May 7, 2024 10:23:40 PM CEST