

A2C 95/120 FE-DM**Weidmüller Interface GmbH & Co. KG**

Klingenbergstraße 26

D-32758 Detmold

Germany

www.weidmueller.com

To feed through power, signal, and data is the classical requirement in electrical engineering and panel building. The insulating material, the connection system and the design of the terminal blocks are the differentiating features. A feed-through terminal block is suitable for joining and/or connecting one or more conductors. They could have one or more connection levels that are on the same potential or insulated against one another.

General ordering data

Version	Feed-through terminal, PUSH IN, 95 mm ² , 1000 V, 232 A, black/yellow
Order No.	2694170000
Type	A2C 95/120 FE-DM
GTIN (EAN)	4064675266525
Qty.	5 pc(s).

A2C 95/120 FE-DM**Weidmüller Interface GmbH & Co. KG**

Klingenbergstraße 26

D-32758 Detmold

Germany

www.weidmueller.com

Technical data**Dimensions and weights**

Depth	90 mm	Depth (inches)	3.543 inch
Height	133.5 mm	Height (inches)	5.256 inch
Width	25 mm	Width (inches)	0.984 inch
Net weight	180 g		

Temperatures

Storage temperature	-25 °C...55 °C	Continuous operating temp., min.	-60 °C
Continuous operating temp., max.	130 °C		

Material data

Material	Wemid	Colour	black/yellow
Colour of operational elements	orange	UL 94 flammability rating	V-0

Rating data IECEx/ATEX

Certificate No. (ATEX)	TUEV16ATEX7909U	Certificate No. (IECEX)	IECEXTUR16.0036U
Max. voltage (ATEX)	1100 V	Current (ATEX)	211 A
Wire cross section max. (ATEX)	120 mm ²	Max. voltage (IECEX)	1100 V
Current (IECEX)	211 A	Wire cross section max. (IECEX)	120 mm ²

System specifications

End cover plate required	No	Number of levels	1
Number of potentials per tier	1	Rail	Mounting plate
PEN function	No		

Additional technical data

Explosion-tested version	Yes	Open sides	closed
Type of fixing	TS 35	Type of mounting	Direct mounting

Conductors for clamping (additional connection)

Connection type, additional connection PUSH IN

Conductors for clamping (rated connection)

Blade size	1.0 x 5.5 mm	Clamping range, max.	120 mm ²
Clamping range, min.	25 mm ²	Connection cross-section, stranded, max.	120 mm ²
Connection cross-section, stranded, min.	25 mm ²	Connection direction	on side
Stripping length	40 mm	Type of connection	PUSH IN
Wire connection cross section AWG, max.	AWG 3/0	Wire connection cross section AWG, min.	AWG 4
Wire connection cross section, finely stranded, max.	120 mm ²	Wire connection cross section, finely stranded, min.	25 mm ²
Wire connection cross-section, finely stranded with wire-end ferrules DIN 46228/1, max.	95 mm ²	Wire connection cross-section, finely stranded with wire-end ferrules DIN 46228/1, min.	25 mm ²
Wire connection cross-section, finely stranded with wire-end ferrules DIN 46228/4, max.	95 mm ²	Wire connection cross-section, finely stranded with wire-end ferrules DIN 46228/4, min.	25 mm ²
Wire connection cross-section, solid core, max.	120 mm ²	Wire connection cross-section, solid core, min.	25 mm ²

Creation date May 9, 2024 5:46:55 PM CEST

A2C 95/120 FE-DM

Weidmüller Interface GmbH & Co. KG

Klingenbergstraße 26

D-32758 Detmold

Germany

www.weidmueller.com

Technical data

General

Rail	Mounting plate	Standards	IEC 60947-7-1
Wire connection cross section AWG, max.	AWG 3/0	Wire connection cross section AWG, min.	AWG 4

Rating data

Rated cross-section	95 mm ²	Rated voltage	1,000 V
Rated DC voltage	1,500 V	Rated current	232 A
Current at maximum wires	232 A	Standards	IEC 60947-7-1
Volume resistance according to IEC 60947-7-x	0.14 mΩ	Rated impulse withstand voltage	8 kV
Power loss in accordance with IEC 60947-7-x	7.42 W	Pollution severity	3
Surge voltage category	III		

UL rating data

Certificate No. (cURus)	E60693	Conductor size Factory wiring max. (cURus)	000 AWG
Conductor size Factory wiring min. (cURus)	4 AWG	Conductor size Field wiring max. (cURus)	000 AWG
Conductor size Field wiring min. (cURus)	4 AWG		

Classifications

ETIM 6.0	EC000897	ETIM 7.0	EC000897
ETIM 8.0	EC000897	ETIM 9.0	EC000897
ECLASS 9.0	27-14-11-20	ECLASS 9.1	27-14-11-20
ECLASS 10.0	27-14-11-20	ECLASS 11.0	27-14-11-20
ECLASS 12.0	27-14-11-20	ECLASS 13.0	27-25-01-01

Approvals

Approvals



UL File Number Search	UL Website
Certificate No. (cURus)	E60693

A2C 95/120 FE-DM

Weidmüller Interface GmbH & Co. KG
Klingenbergstraße 26
D-32758 Detmold
Germany

www.weidmueller.com

Technical data

Downloads



Approval/Certificate/Document of Conformity	Attestation of Conformity
	UKCA Ex Attestation of Conformity
	IECEX Certificate
	ATEX Certificate
	DNVGL certificate
	CB Testreport
	CB Certificate
	UKCA Ex Certificate
	CE Declaration of Conformity
Engineering Data	UKCA declaration of conformity
	Confirmation of Standards EN 45545-2_2020-10
Engineering Data	CAD data – STEP
User Documentation	Instruction sheet
	User Manual A2C 35
	NTI A2C 95/120
Catalogues	Catalogues in PDF-format

A2C 95/120 FE-DM

Weidmüller Interface GmbH & Co. KG
Klingenbergstraße 26
D-32758 Detmold
Germany

www.weidmueller.com

Drawings



A2C 95/120 FE-DM

Weidmüller Interface GmbH & Co. KG

Klingenbergstraße 26

D-32758 Detmold

Germany

www.weidmueller.com

Accessories

95/120 mm²

Power feed-in

Our wide range of W-Series terminal blocks with our WPD main line branch terminals, which are optimised to guarantee both convenience and space gains, ensures a secure and convenient connection at the power feed-in.

General ordering data

Type	ZQV 95/120N/3	Version
Order No.	2694260000	Cross-connector (terminal), 192 A, orange
GTIN (EAN)	4064675266570	
Qty.	10 pc(s).	
Type	ZQV 95/120N/2	Version
Order No.	2694250000	Cross-connector (terminal), Plugged, Number of poles: 2, Pitch in mm
GTIN (EAN)	4064675266563	(P): 25.00, Insulated: Yes, 192 A, orange
Qty.	10 pc(s).	

A-Series



Test adapters and test plugs are used for the electrical connection between terminal blocks and the test equipment. In this way, an electrical contact can be established in the wired state and measurements can be done easily.

General ordering data

Type	ATPG 1.5-10 L	Version
Order No.	1991890000	Test adapter (terminal), 1.5 mm ² , 250 V, 0.2 A
GTIN (EAN)	4050118376647	
Qty.	50 pc(s).	

A2C 95/120 FE-DM**Weidmüller Interface GmbH & Co. KG**

Klingenbergstraße 26

D-32758 Detmold

Germany

www.weidmueller.com**Accessories****A-Series****Power feed-in**

Our wide range of W-Series terminal blocks with our WPD main line branch terminals, which are optimised to guarantee both convenience and space gains, ensures a secure and convenient connection at the power feed-in.

General ordering data

Type	AAM 35-185 YE FLASH	Version
Order No.	2635600000	Terminal marker, 23.5 x 12 mm, Pitch in mm (P): 12.00 yellow
GTIN (EAN)	4050118674545	
Qty.	40 pc(s).	

WS 8/16**WS/ DEK**

MultiMark terminal markers use an innovative composite material made from two components. The hard base contour of the marker snaps securely into the connector. The elastic surface finish makes the marker easy to mount. This specially punched material enables the strips to be stretched to accommodate the slight variations in spacing that tend to add up, especially with long terminal blocks. Another advantage: the excellent printability of the surface material guarantees durable and wear-resistant labelling. A print resolution of 300 dpi also produces a very legible script.

Your benefits with MultiMark

- Firm hold and durable printing
- Continuous strips save installation time
- Easy mounting thanks to an innovative composite material
- Large label field for optimal legibility
- High flexibility thanks to manufacturer independence

General ordering data

Type	WS-A 8/16 MM WS	Version
Order No.	2619910000	WS, Terminal marker, 8 x 16 mm, Weidmueller, white
GTIN (EAN)	4050118626179	
Qty.	200 pc(s).	

A2C 95/120 FE-DM

Weidmüller Interface GmbH & Co. KG

Klingenbergstraße 26

D-32758 Detmold

Germany

www.weidmueller.com

Accessories

A-Series




Power feed-in

Our wide range of W-Series terminal blocks with our WPD main line branch terminals, which are optimised to guarantee both convenience and space gains, ensures a secure and convenient connection at the power feed-in.

General ordering data

Type	AAC 50-185 2X10 BK-YL	Version
Order No.	2663450000	Auxiliary connection (terminal), 10 mm², Number of connections: 2
GTIN (EAN)	4064675027997	
Qty.	5 pc(s).	
Type	AAC 50-185 2X10 GN-YL	Version
Order No.	2663440000	Auxiliary connection (terminal), 10 mm², Number of connections: 2
GTIN (EAN)	4064675027980	
Qty.	5 pc(s).	
Type	AAC 50-185 2X10	Version
Order No.	2663420000	Auxiliary connection (terminal), 10 mm², Number of connections: 2
GTIN (EAN)	4064675027966	
Qty.	5 pc(s).	
Type	AAC 50-185 2X10 BL	Version
Order No.	2663430000	Auxiliary connection (terminal), 10 mm², Number of connections: 2
GTIN (EAN)	4064675027973	
Qty.	5 pc(s).	

Slotted screwdriver



Slotted screwdriver with rounded blade SD DIN 5265, ISO 2380/2, output to DIN 5264, ISO 2380/1. ChromTop tip, SoftFinish grip

General ordering data

Type	SDS 1.0X5.5X150	Version
Order No.	2749380000	Screwdriver, Blade width (B): 5.5 mm, Blade length: 150 mm, Blade thickness (A): 1 mm
GTIN (EAN)	4050118895605	
Qty.	1 pc(s).	

A2C 95/120 FE-DM**Weidmüller Interface GmbH & Co. KG**

Klingenbergstraße 26

D-32758 Detmold

Germany

www.weidmueller.com**Accessories****Additional accessories****No task is too small when creating the perfect solution.**

Connections form just one part of the overall process. Small details are often the key to the perfect solution in applications where potentials are tested, grouped or even isolated.

A system is not a system without small but essential details:

- Test plugs ensure reliable pick-up from diagnostic sockets

In tandem with the manufacturing process and application.

General ordering data

Type	PS 2.0 MC	Version	Product data	Packaging
Order No.	0310000000	PCB plug-in connector, Accessories, Test plug, red, Number of poles: 1		Box
GTIN (EAN)	4008190000059			
Qty.	20 pc(s).			

A2C 95/120 FE-DM

Weidmüller Interface GmbH & Co. KG

Klingenbergstraße 26

D-32758 Detmold

Germany

www.weidmueller.com

Drawings

