

PVN1M3I9S0FXV201TXPX10**Weidmüller Interface GmbH & Co. KG**

Klingenbergstraße 26

D-32758 Detmold

Germany

www.weidmueller.com

PV Next combiner boxes for inverters with 1 to 12 MPP trackers are used to protect the DC side of a photovoltaic system. The combiner boxes protect the inverter against overvoltages and thus comply with the European Directive EN 51543-32. In addition, these products offer the possibility to protect the system against reverse currents and the possibility to combine strings to save cables during installation.

General ordering data

Version	Photovoltaics, Combiner Box, 1000 V, 3 MPP's, 3 Inputs / 3 Outputs per MPP, Surge protection II, Switch disconnecter, WM4C
Order No.	2683420000
Type	PVN1M3I9S0FXV201TXPX10
GTIN (EAN)	4050118699944
Qty.	1 pc(s).
Delivery status	This article will no longer be available in the future.
Available until	2024-12-31
Replacement parts	2530660000

Creation date April 26, 2024 3:30:30 AM CEST

Catalogue status 20.04.2024 / We reserve the right to make technical changes.

PVN1M3I9S0FXV201TXPX10**Weidmüller Interface GmbH & Co. KG**

Klingenbergstraße 26

D-32758 Detmold

Germany

www.weidmueller.com

Technical data**Dimensions and weights**

Depth	249 mm	Depth (inches)	9.803 inch
Depth with add-on components	250 mm	Height	334 mm
Height (inches)	13.15 inch	Width	558 mm
Width (inches)	21.968 inch	Net weight	6,900 g

Temperatures

Ambient temperature	-40 °C...+50 °C	Humidity	5 - 90 %, no condensation
---------------------	-----------------	----------	---------------------------

DC string monitoring

Monitoring function	Non monitored
---------------------	---------------

Approvals and norms

Approvals	EN 61439-2, IEC 61439-2
-----------	-------------------------

Guarantee

Time interval	5 years
---------------	---------

Electrical characteristics

Current per Maximum Power Point, max. 30 A

Rated DC current per connection	Current per string, max.	30 A
Rated short-term current resistance	Rated current	37.5 A
Rated DC voltage	1,000 V	
Switching disconnecter capacity	DC-PV1, IEC 60947-3	

Enclosure

Connection type string	Plug WM4C	Cover	with cover, removeable
Enclosure attachment		Impact resistance	IK08 in accordance with IEC 62208, IK10 in accordance with IEC 62262
	Via mounting foots		
Insulating material	Polyester glass-fibre reinforced, Polycarbonate	Switch disconnecter execution	switch in cover
Type of mounting	Wall mounting, 4 screws		

General data

Installation location	Protected outdoor area (Land and Sea)	Protection degree	IP65
-----------------------	---------------------------------------	-------------------	------

Inputs

Amount of maximum power points	3 MPP		
DC Input + & -	Wire connection	Type of connection	WM4C plug-in connector
		Compatible cable crossection	EN 50618:2015, TÜV 2 Pfg1169/08.07
		Wire cross-section, min.	2.5 mm ²
		Wire cross-section, max.	6 mm ²

PVN1M3I9S0FXV201TXPX10
Weidmüller Interface GmbH & Co. KG

Klingenbergstraße 26

D-32758 Detmold

Germany

www.weidmueller.com
Technical data

Functional earth connector	Cable entry	Number of cable entries	2
		Cable diameter, min.	5
		Cable diameter, max.	10
		Cable glands	M 16
	Wire connection	Type of connection	Screw connection
		Flexible, max. H05(07) V-K	25 mm ²
		w. wire end ferrule, DIN 46228 pt 1, max.	16 mm ²
Fuse type	Neither fuse cartridge nor holder		
Max. number of DC inputs	per Maximum Power Point 3 inputs connected in parallel		
Surge protection auxiliary contact	Cable entry	Number of cable entries	2
		Cable diameter, min.	5
		Cable diameter, max.	10
		Cable glands	M 16
	Wire connection	Type of connection	Tension clamp connection with actuator
		Flexible, max. H05(07) V-K	1.5 mm ²
		w. wire end ferrule, DIN 46228 pt 1, max.	1.5 mm ²

Outputs

DC Output + & -	Wire connection	Type of connection	WM4C plug-in connector
		Compatible cable crossection	TÜV 2 Pfg 1169/08.07, EN 50618:2015
		Wire cross-section, min.	4 mm ²
		Wire cross-section, max.	6 mm ²

Max. number of DC outputs per Maximum Power Point 3 outputs connected in parallel

Surge protection DC side

Discharge current I_n (8/20 μ s)	20 kA	Discharge current, max. (8/20 μ s)	40 kA
Maximum continuous operating voltage DC UCPV mode +/-, -/PE, +/-PE	1,100 V	PV system voltage, max. U_{cpv}	1,100 V
Protection level U_p (+/-)	≤ 3.8 kV	Protection level U_p (+/PE)	≤ 3.8 kV
Protection level U_p (-/PE)	≤ 3.8 kV	Requirements class	Type II
Short-circuit current I_{SCPv}	11,000 A	Standby power consumption P_c	< 0.2 W
Total discharge current I_{total} (8/20 μ s)	50 kA		

Classifications

ETIM 6.0	EC002928	ETIM 7.0	EC002928
ETIM 8.0	EC003857	ETIM 9.0	EC003857
ECLASS 9.0	22-57-92-03	ECLASS 9.1	22-57-02-90
ECLASS 10.0	22-57-02-90	ECLASS 11.0	22-57-02-92
ECLASS 12.0	22-57-02-92	ECLASS 13.0	22-57-02-92

PVN1M3I9S0FXV201TXPX10**Weidmüller Interface GmbH & Co. KG**

Klingenbergstraße 26

D-32758 Detmold

Germany

www.weidmueller.com**Technical data****Tender specification sheets**

Long specification

Combiner box for inverters with 3 MPP tracker, suitable for protecting the DC side of a photovoltaic system according to EN 51543-32.

MPP1:

3 inputs, connection via WM4 C connector, compatible with cable type TÜV 2 Pfg1 169/08.07 / EN 50618:2063

3 outputs, connection via WM4 C connector, compatible with cable type TÜV 2 Pfg1 169/08.07 / EN 50618:2063

MPP2 to 3:
identical to MPP1

Max. string voltage Uoc:
1000V

1 class/type II arrester with signal contact
With load break switch for safe separation of the string lines

Connection of the signal contact via cable glands (8-12mmØ) max. conductor cross-section: 1.5mm²

Connection of the functional earth via cable glands (8-12mmØ) Conductor cross-section: 16-25mm²

Protection class: IP65
All built into a glass fibre reinforced polyester housing. Dimensions HxWxD: 334x558x249 mm

Approval according to low voltage switchgear and controlgear IEC 61439-1:2011 and EN 61439-2:2011

Environmental Product Compliance

REACH SVHC

Lead 7439-92-1

SCIP

bdab5698-6a20-4370-8e28-8810d882d01a

Important note

Product information

The SCIP number was assigned due to a lead content of more than 0.1 % of the net weight.

Safe use instruction according to ECHA:

The identification of the hazardous substance is sufficient to allow safe use of the article throughout its life cycle, including the service life, disassembly and waste/recycling phase

PVN1M3I9S0FXV201TXPX10**Weidmüller Interface GmbH & Co. KG**

Klingenbergstraße 26

D-32758 Detmold

Germany

www.weidmueller.com**Technical data****Approvals**

Approvals

**Downloads**

Approval/Certificate/Document of Conformity

[EU Declaration of Conformity](#)

Engineering Data

[CAD data – PV Next Schematic Diagram](#)[CAD data – STEP](#)

Technical Documentation

[customer drawing](#)

User Documentation

[Manual PV Next String Combiner Box](#)[MANUAL PV NEXT IT/ES/FR](#)

White paper

[Fact Sheet DE PV CB Wie man Gebäude gegen Blitzeinschläge schützt](#)[Fact Sheet DE PV Wie man die Lebensdauer eines GAK verlängert](#)[Fact Sheet DE PV CB Wann Sicherungen zu installieren sind](#)[Fact Sheet DE CB PV NEXT](#)[Fact Sheet EN PV CB When DC fuses are mandatory to install](#)[Fact Sheet EN CB PV NEXT](#)[Fact Sheet EN PV How to protect buildings against lightning strikes](#)[Fact Sheet EN PV How to extend the life time of a Combiner Box](#)[Fact Sheet DE PV CB Lastentrennschalter](#)[Fact Sheet DE CB PV Strings kombinieren](#)[Fact Sheet DE PV CB Richtig verbinden](#)[Fact-Sheet EN PV CB Load break switch](#)[Fact Sheet EN CB Combining PV strings](#)[Fact Sheet EN PV CB connection](#)[Fact Sheet EN PV Combiner Box earthing](#)[Fact Sheet DE PV Combiner Box Erdung](#)

Catalogues

[Catalogues in PDF-format](#)

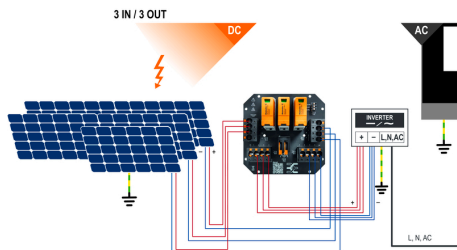
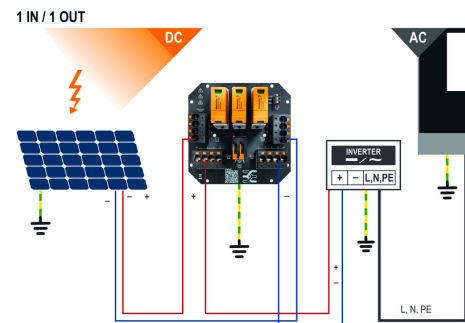

PVN1M3I9S0FXV201TXPX10

Weidmüller Interface GmbH & Co. KG
Klingenbergstraße 26
D-32758 Detmold
Germany

www.weidmueller.com

Drawings

PCB design



PVN 1 M2 I6 S0 F3 V1 Q1 TX PX 10									
Series PVN = PV Next VPV = PV Protect								Voltage 10 = 1kV 11 = 1.1kV 15 = 1.5kV	
Level 1 = DC trunk box (L1)								Powersupply x = n/a	
								Monitoring x = n/a	
Series 1 = 1 MPPT supported 2 = 2 MPPT supported 3 = 3 MPPT supported 4 = 4 MPPT supported 6 = 6 MPPT supported								Output Type 0 = GG 1 = VMAC 2 = MCA-Evo 2	
Inputs 1...12 inputs								SPD 0 = TYP II 1 = TYP I+II X = No SPD	
Switch x = n/a 0 = manual switch 1 = remote switch								Fuses x = n/a 3 = only fuse holders	

PVN1M3I9S0FXV201TXPX10**Weidmüller Interface GmbH & Co. KG**

Klingenbergstraße 26

D-32758 Detmold

Germany

www.weidmueller.com**Replacement parts****Spare Arrester****General ordering data**

Type	VPU PV II O 1000	Version
Order No.	2530660000	Surge voltage arrester, Low voltage, Accessories, Spare arrester
GTIN (EAN)	4050118540871	
Qty.	9 pc(s).	

PVN1M3I9S0FXV201TXPX10**Weidmüller Interface GmbH & Co. KG**

Klingenbergstraße 26

D-32758 Detmold

Germany

www.weidmueller.com**Accessories****PV Sun Covers****General ordering data**

Type	PV SUN COVER 56/30/21	Version
Order No.	8000087025	Photovoltaics
GTIN (EAN)	4064675845188	
Qty.	1 pc(s).	

Cutting tools

Cutting tools for conductors up to 8 mm, 12 mm, 14 mm and 22 mm outside diameter. The special blade geometry allows pinch-free cutting of copper and aluminium conductors with minimum physical effort. The cutting tools (KT 8 to KT 22) also come with VDE and GS-tested protective insulation up to 1,000 V in accordance with EN/IEC 60900.

General ordering data

Type	KT 14	Version
Order No.	1157820000	Cutting tools, Cutting tool for one-hand operation
GTIN (EAN)	4032248945344	
Qty.	1 pc(s).	

PVN1M3I9S0FXV201TXPX10

Weidmüller Interface GmbH & Co. KG

Klingenbergstraße 26

D-32758 Detmold

Germany

www.weidmueller.com

Accessories

PV-Stick field connectors



Faster is better. This also applies to the cabling of solar systems. Our handy connectors stay firmly in your grip even in frosty temperatures and can be installed very quickly and easily without a crimping tool.

You don't need crimp contacts and crimping tools and you avoid assembly errors. This saves up to 50% installation time – without affecting quality. The new photovoltaic connectors are TÜV-approved and comply with IEC 62852.

Our "PUSH IN" technology enables safe connections with minimal effort – insert, turn: current!

- 1.500 V DC (DE) / 1,500 V DC (EN)
- PUSH IN technology
- Standard-compliant quality in accordance with IEC 62852
- Ergonomic, prize-winning design
- Fastest PV connector currently available
- Reliable latching

General ordering data

Type	PV-STICK- VPE10	Version
Order No.	1303490000	Photovoltaics, Plug-in connector, PUSH IN connection, male
GTIN (EAN)	4050118102529	
Qty.	10 pc(s).	
Type	PV-STICK+ VPE10	Version
Order No.	1303450000	Photovoltaics, Plug-in connector, PUSH IN connection, female
GTIN (EAN)	4050118102468	
Qty.	10 pc(s).	

Tools



- For flexible and solid conductors with special insulating materials
- High-quality stripping for industrial applications (complies with aircraft industry requirements)
- Specially shaped blades enable stripping of special types of insulation and conductor configurations
- Stripping length adjustable via end stop
- Very versatile thanks to interchangeable stripping units
- Stripping results reproduced accurately over and over again
- No damage to the conductor
- A long-lasting, reliable tool thanks to its sturdy design
- Integrated cutting function

General ordering data

Type	MULTI-STRIPAX PV	Version
Order No.	1190490000	Photovoltaics, Plug-in connector
GTIN (EAN)	4032248973262	
Qty.	1 pc(s).	

PVN1M3I9S0FXV201TXPX10**Weidmüller Interface GmbH & Co. KG**

Klingenbergstraße 26

D-32758 Detmold

Germany

www.weidmueller.com**Accessories****Crosshead screwdriver Phillips**

VDE insulated crosshead screwdriver, for Phillips screws, SDIK PH DIN 7438, ISO 8764/2-PH, output to ISO 8764-PH, SoftFinish grip

General ordering data

Type	SDIK PH3 X 150	Version
Order No.	2749910000	Screwdriver, Blade width (B): 3 mm, 150 mm, Blade thickness (A): 3
GTIN (EAN)	4050118897210	
Qty.	1 pc(s).	

Slotted screwdriver

VDE insulated slot-head screwdriver, SDI DIN 7437, ISO 2380/2, drive output acc. to DIN 5264, ISO 2380/1. SoftFinish grip

General ordering data

Type	SDIS 1.0X5.5X125	Version
Order No.	2749850000	Screwdriver, Blade width (B): 5.5 mm, Blade length: 125 mm, Blade thickness (A): 1 mm
GTIN (EAN)	4050118897050	
Qty.	1 pc(s).	
Type	SDIS 0.6X3.5X100	Version
Order No.	2749810000	Screwdriver, Blade width (B): 3.5 mm, Blade length: 100 mm, Blade thickness (A): 0.6 mm
GTIN (EAN)	4050118897012	
Qty.	1 pc(s).	

PVN1M3I9S0FXV201TXPX10

Weidmüller Interface GmbH & Co. KG

Klingenbergstraße 26

D-32758 Detmold

Germany

www.weidmueller.com

Accessories

Accessories



The dust protection cap "Dustcap VSSO" protects the Weidmüller and type 4 solar connectors against dust and dirt.

The "SafetyClip" protects the Weidmüller solar connectors against unintentional opening and can only be released using the special multi-tool.

General ordering data

Type	VSSO WM4 C	Version
Order No.	1254870000	Photovoltaics, Flat design
GTIN (EAN)	4050118047479	
Qty.	100 pc(s).	

Y-Connector Cables



The Y or X cable is used to connect three or four elements of a PV system, such as the connection between PV panels, inverters and surge protection boxes. The cables are available in different connection variants.

General ordering data

Type	PVHYM-M-XXXX6W+15	Version
Order No.	2877850000	Photovoltaics, Y-Connector Cable, 1x WM4 C Female, 2x MC4 Male,
GTIN (EAN)	4064675666417	6mm², 1500 V
Qty.	1 pc(s).	
Type	PVHYM+M-XXXX6W-15	Version
Order No.	2877860000	Photovoltaics, Y-Connector Cable, 1x WM4 C Male, 2x MC4 Female,
GTIN (EAN)	4064675666424	6mm², 1500 V
Qty.	1 pc(s).	

PVN1M3I9S0FXV201TXPX10

Weidmüller Interface GmbH & Co. KG

Klingenbergstraße 26

D-32758 Detmold

Germany

www.weidmueller.com

Accessories

External fixing lugs



The enclosures of the TBF series are made of extremely tough glass fibre-reinforced polyester. These enclosures are ideal for applications that call for low weight coupled with high shock resistance. The weather-resistant TBF enclosures are designed for a wide range of applications. Together with their comprehensive range of accessories, they provide universal solutions for accommodating built-in items such as regulators, measuring instruments, valves and other equipment.

Features:

- 9 sizes in 2 versions, with grey and transparent lids
- Cover with nylon screws
- Fixing holes outside the sealed area
- Thread for fitting to terminal rails and mounting plates
- Comprehensive accessories
- Weidmüller can manufacture and supply this enclosure to match customer specifications, fitted with all necessary terminals and cable glands.

General ordering data

Type	MF TBF	Version
Order No.	0360800000	TBF (polyester empty enclosure), Mounting foot, Fixing lugs, Height:
GTIN (EAN)	4008190108595	72.5 mm, Width: 24 mm, Depth: 12 mm, Material: Polyamide, Deep
Qty.	1 pc(s).	black

UV-resistant cable ties



UV-resistant polyamide 6.6 ensures long durability of our special cable ties even with strong UV radiation. Ideal for continuous outdoor use.

General ordering data

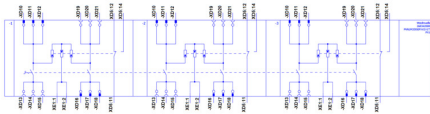
Type	CB-UVR 290/4,5 BK	Version
Order No.	2659350000	Cable ties, 4.5 x 290 mm, Polyamide 66, 220 N
GTIN (EAN)	4050118682816	
Qty.	100 pc(s).	

PVN1M3I9S0FXV201TXPX10

Weidmüller Interface GmbH & Co. KG
Klingenbergstraße 26
D-32758 Detmold
Germany

www.weidmueller.com

Drawings

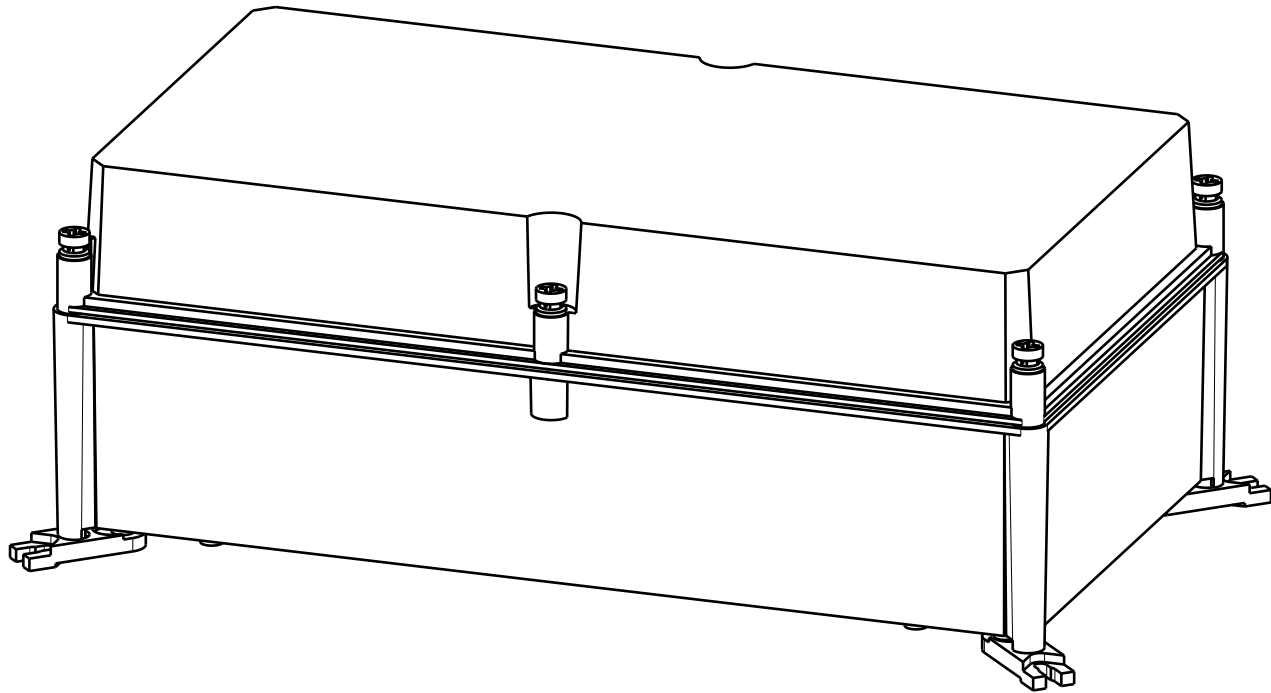


The reproduction, distribution and utilization of this document as well as the communication of its contents to others without explicit authorization is prohibited. Offenders will be held liable for the payment of damages. Weidmueller exclusively reserves the right to file for patents, utility models or designs.

© Weidmueller Interface GmbH & Co. KG



Dimensions without tolerances are no check dimensions

The English version is binding



Darstellung mit Zubehoer
Shown with accessory 0360800000 MF TBF

Nicht im Lieferumfang enthalten!
Not included in delivery!

		Prim PLM Part No.: 1214838		Prim ERP Part No.:	
First Issue Date 28.01.2020	Max. nos.		Weidmüller 		71727 Drawing no. Issue no.
	Modification				
		Date	Name	PVN TBF 563021 COMBINERBOX RESIDENTIAL/COMMERCIAL COMBINERBOX RESIDENTIAL/COMMERCIAL	
	Drawn	28.01.2020	Brüntrup, Anna		
	Responsible		Wohlgemuth, Kl		
Scale: 1/4 Size: A3	Approved	31.01.2020	Püschner, Klau	Product file:	
Drawings Customer					