


**APGTB 2.5 2T PE 4C/2 DL****Weidmüller Interface GmbH & Co. KG**

Klingenbergstraße 26

D-32758 Detmold

Germany

[www.weidmueller.com](http://www.weidmueller.com)**Spring connection with PUSH IN Technology**

The innovative PUSH IN technology reduces the amount of time you spend on wiring to a minimum. Direct insertion guarantees high conductor pull-out forces and simple handling for all conductor types.

**General ordering data**

Version	PE terminal, PUSH IN, 2.5 mm <sup>2</sup> , 800 V, 24 A, Green/yellow
Order No.	<a href="#">2675940000</a>
Type	APGTB 2.5 2T PE 4C/2 DL
GTIN (EAN)	4050118716474
Qty.	50 pc(s).

## APGTB 2.5 2T PE 4C/2 DL

Weidmüller Interface GmbH &amp; Co. KG

Klingenbergstraße 26

D-32758 Detmold

Germany

www.weidmueller.com

## Technical data

## Dimensions and weights

Depth	50.5 mm	Depth (inches)	1.988 inch
Depth including DIN rail	51 mm	Height	91 mm
Height (inches)	3.583 inch	Width	5.1 mm
Width (inches)	0.201 inch	Net weight	16.72 g

## Temperatures

Storage temperature	-25 °C...55 °C	Continuous operating temp., min.	-60 °C
Continuous operating temp., max.	130 °C		

## Material data

Material	Wemid	Colour	Green/yellow
Colour of operational elements	orange	UL 94 flammability rating	V-0

## Rating data IECEx/ATEX

Certificate No. (ATEX)	TUEV16ATEX7940U	Certificate No. (IECEX)	IECEXTUR16.0046U
Wire cross section max. (ATEX)	1.5 mm <sup>2</sup>	Wire cross section max. (IECEX)	1.5 mm <sup>2</sup>

## System specifications

End cover plate required	Yes	Number of potentials	1
Number of levels	2	Number of clamping points per level	2
Number of potentials per tier	1	Rail	TS 35
PE function	Yes	PEN function	No

## Additional technical data

Explosion-tested version	No	Open sides	right
Snap-on	Yes	Type of fixing	Snap-on
Type of mounting	TS 35		

## Conductors for clamping (rated connection)

Blade size	0.6 x 3.5 mm		
Clamping range, max.	4 mm <sup>2</sup>		
Clamping range, min.	0.14 mm <sup>2</sup>		
Connection cross-section, stranded, max.	4 mm <sup>2</sup>		
Connection cross-section, stranded, min.	0.5 mm <sup>2</sup>		
Connection direction	top		
Gauge to IEC 60947-1	A3		
Number of connections	4		
Stripping length	10 mm		
Tube length for twin wire-end ferrule	Tube length	max.	12 mm
		min.	8 mm
	Cross-section for conductor connection	min.	0.5 mm <sup>2</sup>
		max.	0.75 mm <sup>2</sup>

## APGTB 2.5 2T PE 4C/2 DL

Weidmüller Interface GmbH &amp; Co. KG

Klingenbergstraße 26

D-32758 Detmold

Germany

www.weidmueller.com

## Technical data

Tube length for wire-end ferrule with plastic collar DIN 46228/4	Cross-section for conductor connection	min.	0.34 mm <sup>2</sup>
		max.	0.14 mm <sup>2</sup>
	Tube length	max.	6 mm
		min.	8 mm
	Cross-section for conductor connection	min.	1 mm <sup>2</sup>
		max.	0.5 mm <sup>2</sup>
	Tube length	max.	6 mm
		min.	12 mm
	Cross-section for conductor connection	min.	2.5 mm <sup>2</sup>
		max.	1.5 mm <sup>2</sup>
	Tube length	max.	8 mm
		min.	12 mm
Tube length for wire-end ferrule without plastic collar DIN 46228/1	Tube length	nominal	5 mm
	Cross-section for conductor connection	nominal	0.25 mm <sup>2</sup>
	Tube length	max.	10 mm
		min.	6 mm
	Cross-section for conductor connection	min.	0.5 mm <sup>2</sup>
		max.	1 mm <sup>2</sup>
	Tube length	max.	12 mm
		min.	7 mm
	Cross-section for conductor connection	min.	1.5 mm <sup>2</sup>
		max.	2.5 mm <sup>2</sup>
Twin wire-end ferrules, max.	0.75 mm <sup>2</sup>		
Twin wire-end ferrules, min.	0.5 mm <sup>2</sup>		
Type of connection	PUSH IN		
Wire connection cross section AWG, max.	AWG 12		
Wire connection cross section AWG, min.	AWG 28		
Wire connection cross section, finely stranded, max.	4 mm <sup>2</sup>		
Wire connection cross section, finely stranded, min.	0.5 mm <sup>2</sup>		
Wire connection cross-section, finely stranded with wire-end ferrules DIN 46228/1, max.	4 mm <sup>2</sup>		
Wire connection cross-section, finely stranded with wire-end ferrules DIN 46228/1, min.	0.5 mm <sup>2</sup>		
Wire connection cross-section, finely stranded with wire-end ferrules DIN 46228/4, max.	2.5 mm <sup>2</sup>		
Wire connection cross-section, finely stranded with wire-end ferrules DIN 46228/4, min.	0.5 mm <sup>2</sup>		
Wire connection cross-section, solid core, max.	2.5 mm <sup>2</sup>		
Wire connection cross-section, solid core, min.	0.5 mm <sup>2</sup>		

## General

Rail	TS 35	Standards	In accordance with IEC 60947-7-2
Wire connection cross section AWG, max.	AWG 12	Wire connection cross section AWG, min.	AWG 28

**APGTB 2.5 2T PE 4C/2 DL****Weidmüller Interface GmbH & Co. KG**

Klingenbergstraße 26

D-32758 Detmold

Germany

www.weidmueller.com

**Technical data****Rating data**

Rated cross-section	2.5 mm <sup>2</sup>	Rated voltage	800 V
Rated DC voltage	800 V	Rated current	24 A
Standards	In accordance with IEC 60947-7-2	Rated impulse withstand voltage	8 kV
Power loss in accordance with IEC 60947-7-x	0.77 W	Pollution severity	3
Surge voltage category	III		

**Classifications**

ETIM 7.0	EC000897	ETIM 8.0	EC000897
ETIM 9.0	EC000897	ECLASS 11.0	27-14-11-20
ECLASS 12.0	27-14-11-20	ECLASS 13.0	27-25-01-17

**Approvals**

Approvals



ROHS

Conform

**Downloads**

Approval/Certificate/Document of Conformity [Attestation of Conformity](#)  
[CE Declaration of Conformity](#)  
[UKCA declaration of conformity](#)  
[Confirmation of Standards EN 45545-2\\_2020-10](#)

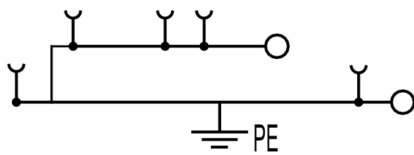
Engineering Data [CAD data – STEP](#)  
 Catalogues [Catalogues in PDF-format](#)

### APGTB 2.5 2T PE 4C/2 DL

**Weidmüller Interface GmbH & Co. KG**  
Klingenbergstraße 26  
D-32758 Detmold  
Germany

[www.weidmueller.com](http://www.weidmueller.com)

## Drawings



**APGTB 2.5 2T PE 4C/2 DL**

**Weidmüller Interface GmbH & Co. KG**  
Klingenbergstraße 26  
D-32758 Detmold  
Germany

[www.weidmueller.com](http://www.weidmueller.com)

**Accessories****A-Series**

A partition plate is used for the optical separation of circuits or used for electrical isolation from neighbouring cross-connectors. In contrast to the end plate, the contour can be larger than the adjacent terminal blocks. However, it should not be smaller, as otherwise the required clearance and creepage distances within the application can no longer be maintained.

**General ordering data**

Type	APP 4	Version
Order No.	<a href="#">2489110000</a>	A-series, Partition plate
GTIN (EAN)	4050118499322	
Qty.	50 pc(s).	

**Coding elements**

Through the use of coding pins, individual coding options ensure trouble-free plug-in connection.

**General ordering data**

Type	APGCE	Version
Order No.	<a href="#">1514490000</a>	Coding element (terminal), Wemid, orange, Width: 3.3 mm
GTIN (EAN)	4050118321906	
Qty.	50 pc(s).	

**APGTB 2.5 2T PE 4C/2 DL****Weidmüller Interface GmbH & Co. KG**

Klingenbergstraße 26

D-32758 Detmold


Germany

[www.weidmueller.com](http://www.weidmueller.com)**Accessories****A-Series****A**  
Series

Weidmüller's range of products includes end brackets that guarantee a permanent, reliable mounting on the terminal rail and prevent sliding. Versions with and without screws are available. The end brackets include marking options, also for group markers, and also a test plug holder.

**General ordering data**

Type	AEB 35 SCL/1 V0 BK	Version
Order No.	<a href="#">2661300000</a>	A-series, End bracket
GTIN (EAN)	4050118702187	
Qty.	20 pc(s).	
Type	AEB 35 SCL/1 V0	Version
Order No.	<a href="#">2661280000</a>	A-series, End bracket
GTIN (EAN)	4050118702163	
Qty.	20 pc(s).	
Type	AEB 35 SCL/1 V0 GY	Version
Order No.	<a href="#">2661290000</a>	A-series, End bracket
GTIN (EAN)	4050118702170	
Qty.	20 pc(s).	

**Slotted screwdriver**

VDE insulated screwdriver sets, for working on live parts up to 1000 V AC and 1500 V DC, DIN EN 60900. IEC 900. Each piece is "GS" safety tested. Blade made from fully hardened, high-alloy chromium-vanadium-molybdenum steel, gun-metal finish.

**General ordering data**

Type	SDIS SLIM 0.6X3.5X100	Version
Order No.	<a href="#">2749610000</a>	Mounting tool, Blade width (B): 3.5 mm, Blade length: 100 mm, Blade
GTIN (EAN)	4050118896350	thickness (A): 0.6 mm
Qty.	1 pc(s).	