

TRS T 24VDC 1CO M3 EMPTY**Weidmüller Interface GmbH & Co. KG**

Klingenbergstraße 26

D-32758 Detmold

Germany

www.weidmueller.com**Product image**

Timing relay for control signal adaptation with additional functions

Timing relays are used to coordinate fast switching processes in control systems, among other things. TERMSERIES TIMER timing relays have a on-delay, which allows for the delayed switch-on of machines, the cascaded start-up of system components or the delayed activation of consumers such as pumps or valves. They also have the One Shot and blinker functions. TERMSERIES TIMER timing relays in compact 6.4 mm terminal block format are available with either a screw connection or a PUSH IN wire connection. The timing functions and time ranges can be conveniently adjusted via the DIP switches on the side. The power supply and the respective switching status can be checked at a glance by means of the clearly visible duo LED on the ejection lever. International approvals in accordance with EN 61812 mean that they can be used anywhere in the world. TERMSERIES TIMER is compatible with the wide range of TERMSERIES accessories, thereby ensuring high levels of flexibility and simple integration into existing systems.

- Integration of additional timing functions in 6 mm TERMSERIES version
- Standard-compliant timing relays according to EN 61812
- Simple setting of timing functions and time ranges
- Integrated status LED (duo-LED in the ejection lever) for power supply and switching status

General ordering data

Version	TERMSERIES, Multifunction timing relay, Empty socket, Number of contacts: 1, CO contact, Rated control voltage: 24 V DC $\pm 20\%$, Continuous current: 10 A, Screw connection
Order No.	2639720000
Type	TRS T 24VDC 1CO M3 EMPTY
GTIN (EAN)	4050118715576
Qty.	10 pc(s).

TRS T 24VDC 1CO M3 EMPTY
Weidmüller Interface GmbH & Co. KG

Klingenbergstraße 26

D-32758 Detmold

Germany

www.weidmueller.com
Technical data
Dimensions and weights

Depth	88 mm	Depth (inches)	3.465 inch
Height	90 mm	Height (inches)	3.543 inch
Width	6.4 mm	Width (inches)	0.252 inch
Net weight	28.7 g		

Temperatures

Storage temperature	-40 °C...85 °C	Operating temperature	-20 °C...60 °C
Humidity	5-95% relative humidity, T _u = 40°C, without condensation		

Probability of failure

MTTF	977 Jahre
------	-----------

Rated data UL

Ambient temperature (operational), max. 60 °C	Connection cross-section AWG, min.	AWG 26
Connection cross-section AWG, max.	Type of conductor	rigid copper conductor, flexible copper conductor
Tightening torque, max.	Pollution severity level	2
Certificate No. (cURus)		

Control side

Rated control voltage	Status indicator	Duo-LED orange: relay output on, Green duo-LED lit: supply voltage on, Green duo-LED flashes: incorrect configuration, no function
Protective circuit	Coil voltage of the replacement relay deviating from the rated control voltage	No
Coil voltage of the replacement relay	Time ranges	0.01 s - 0.1 s, 0.1 s - 1 s, 1 s - 10 s, 10 s - 100 s
Setting tolerance	Max. reset time after voltage interruption	50 ms
Basic accuracy	Min. pulse duration	50 ms
Repeat accuracy		

Load side

Rated switching voltage	250 V AC	Continuous current	10 A
Max. switching voltage, AC	250 V	Max. switching voltage, DC	250 V
Contact type	1 CO contact		

General data

Operating altitude	≤ 2000 m, above sea level	Version	Empty socket
Rail	TS 35	Test button available	No
Mechanical switch position indicator	No	Colour	black
UL 94 flammability rating	V-0		

TRS T 24VDC 1CO M3 EMPTY

Weidmüller Interface GmbH & Co. KG

Klingenbergstraße 26

D-32758 Detmold

Germany

www.weidmueller.com

Technical data

Insulation coordination

Rated voltage	250 V	Pollution severity	2
Surge voltage category	III	Clearance and creepage distances for control side - load side	≥ 6 mm
Dielectric strength for control side - load side	4 kV _{eff} / 1 Min.	Dielectric strength of open contact	1 kV _{eff} / 1 min
Dielectric strength to mounting rail	4 kV _{eff} / 1 Min.	Impulse withstand voltage	6 kV (1.2/50 µs)
Protection degree	IP20		

Further details of approvals / standards

Certificate No. (DNV)	TAA00001E5	Certificate No. (cURus)	E223759
-----------------------	------------	-------------------------	---------

Connection data

Wire connection method	Screw connection	Stripping length, rated connection	8 mm
Tightening torque, max.	0.4 Nm	Clamping range, rated connection	1.5 mm ²
Clamping range, min.	0.14 mm ²	Clamping range, max.	2.5 mm ²
Wire connection cross section AWG, min.	AWG 26	Wire connection cross section AWG, max.	AWG 14
Wire cross-section, solid, min.	0.14 mm ²	Wire cross-section, solid, max.	2.5 mm ²
Wire cross-section, solid, min. (AWG)	AWG 26	Wire cross-section, solid, max. (AWG)	AWG 14
Wire connection cross section, finely stranded, min.	0.14 mm ²	Wire connection cross section, finely stranded, max.	2.5 mm ²
Wire cross-section, finely stranded, min. (AWG)	AWG 26	Wire cross-section, finely stranded, max. (AWG)	AWG 14
Wire connection cross-section, finely stranded with wire-end ferrules DIN 46228/4, min.	0.14 mm ²	Wire connection cross-section, finely stranded with wire-end ferrules DIN 46228/4, max.	1.5 mm ²
Conductor cross-section, flexible, AEH (DIN 46228-1), min.	0.14 mm ²	Conductor cross-section, flexible, AEH (DIN 46228-1), max.	2.5 mm ²
Wire connection cross section, finely stranded, two clampable wires, min.	0.5 mm ²	Wire cross-section, finely stranded, two clampable wires, max.	1 mm ²
Twin wire-end ferrules, min.	0.5 mm ²	Twin wire-end ferrules, max.	1 mm ²
Blade size	size PHO		

Classifications

ETIM 6.0	EC001456	ETIM 7.0	EC001456
ETIM 8.0	EC001456	ETIM 9.0	EC001456
ECLASS 9.0	27-37-16-03	ECLASS 9.1	27-37-16-03
ECLASS 10.0	27-37-16-03	ECLASS 11.0	27-37-16-03
ECLASS 12.0	27-37-16-03	ECLASS 13.0	27-37-16-03

Environmental Product Compliance

REACH SVHC	Lead 7439-92-1
SCIP	9e2cbc49-76d9-4611-b8ec-5b4f549a0aa9

TRS T 24VDC 1CO M3 EMPTY**Weidmüller Interface GmbH & Co. KG**

Klingenbergstraße 26

D-32758 Detmold

Germany

www.weidmueller.com**Technical data****Approvals**

Approvals



UL File Number Search	UL Website
Certificate No. (cURus)	E223759

Downloads

Approval/Certificate/Document of Conformity	EU Konformitätserklärung / EU Declaration of Conformity
Engineering Data	CAD data – STEP
User Documentation	Beschreibung der Zeitfunktionen - Deutsch Declaration of timing functions - English Beipackzettel / Package Insert – multilingual
Catalogues	Catalogues in PDF-format

TRS T 24VDC 1CO M3 EMPTY

Weidmüller Interface GmbH & Co. KG

Klingenbergstraße 26

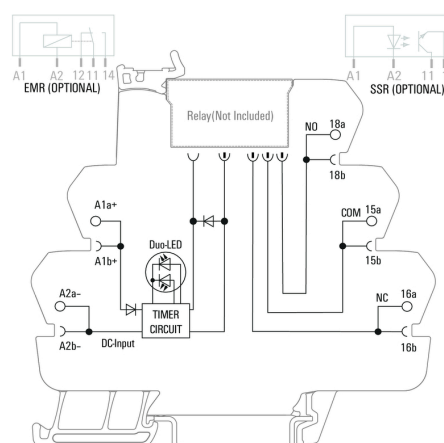
D-32758 Detmold

Germany

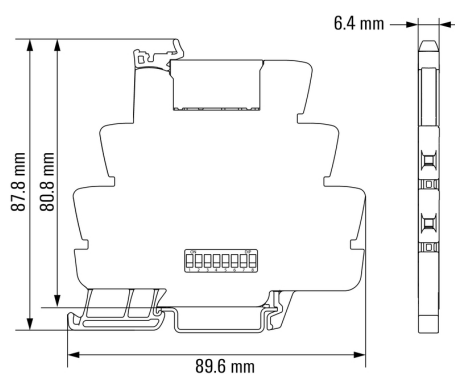
www.weidmueller.com

Drawings

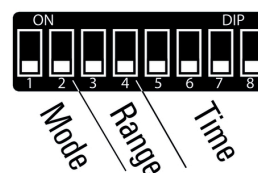
Wiring diagram



Dimensional drawing



Graph



■ = On (DIP-switch turned to ON-position)

Mode	1	2
On Delay	■	■
One Shot	■	
Blinker		■
Range	3	4
10-100s	■	■
1-10s	■	
0.1-1s		■
10-100ms		

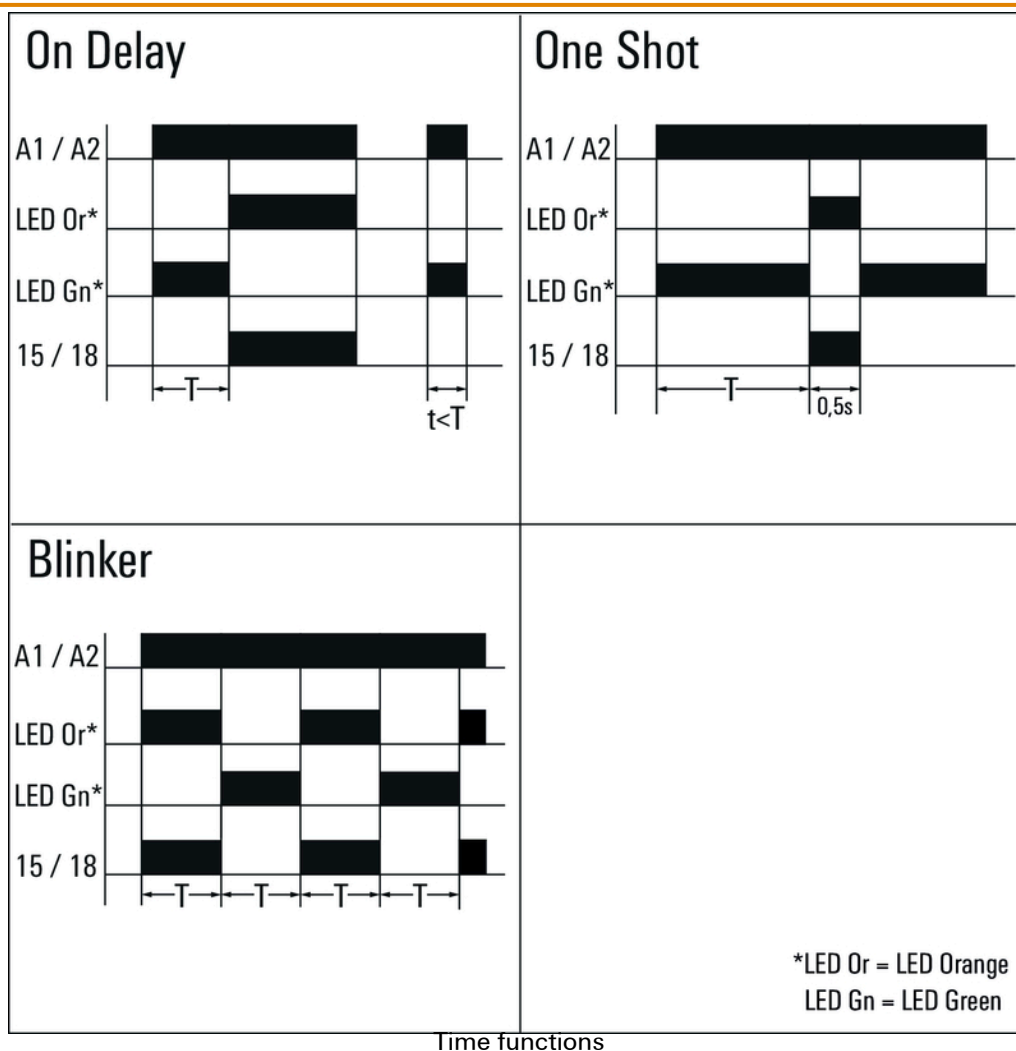
Time	5	6	7	8
0.1				■
0.2			■	
0.3			■	
0.4			■	
0.5		■		
0.6		■		
0.7		■		
0.8		■		
0.9	■			
1.0	■			

TRS T 24VDC 1CO M3 EMPTY
Weidmüller Interface GmbH & Co. KG

Klingenbergstraße 26

D-32758 Detmold

Germany

www.weidmueller.com
Drawings
Graph
Graph


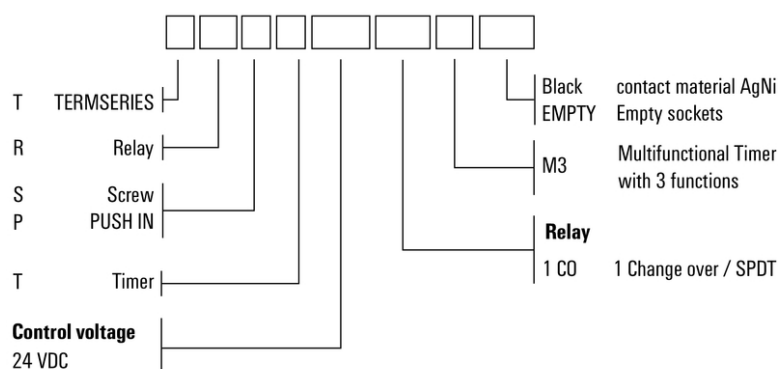
TRS T 24VDC 1CO M3 EMPTY

Weidmüller Interface GmbH & Co. KG
 Klingenbergstraße 26
 D-32758 Detmold
 Germany

www.weidmueller.com

Drawings

Type codes



Miscellaneous

Creation date April 29, 2024 5:59:19 AM CEST

Catalogue status 20.04.2024 / We reserve the right to make technical changes.