

**USB2.0A T1H 2.5N4 TY BK****Weidmüller Interface GmbH & Co. KG**

Klingenbergstraße 26

D-32758 Detmold

Germany

[www.weidmueller.com](http://www.weidmueller.com)

USB as a reliable data interface for your device in industrial use. Due to the many advantages, USB sockets are always used most in the electrical industry.

The extensive portfolio of USB-A, -B - C and -Micro components enables future-proof device design with speeds of up to 10 Gbit/s. Our USB PCB sockets support the robust standards USB 2.0, 3.0 and 3.1 for fast and easy data transfer.

The individual connectors meet the requirements for high durability and offer reliable connectivity.

- Up to 10.000 plugging cycles
- THT, THR or SMD soldering processes
- Available in design types 180° (vertical/upright) or 90° (horizontal/flat-lying)
- Packed either in a tray (TY) or on a roll (tape-on-reel, RL)
- Reinforced gold layer for improved corrosion protection
- USB 3.1 sockets support data rates of 10 Gbit/s for fast data transfer
- USB-C sockets enable error-free plugging due to a symmetrical design
- Robust plug & play operation - connect and disconnect without shutting down or restarting the system

**General ordering data**

Version	OMNIMATE Data - USB jack, female header, 480 Mbps, THT solder connection, 90°, ≥ 1500, Pitch in mm (P): 2.00 mm, Number of poles: 4, PBT, black, Tray (manual assembly)
Order No.	<a href="#">2563710000</a>
Type	USB2.0A T1H 2.5N4 TY BK
GTIN (EAN)	4050118572322
Qty.	100 pc(s).
Packaging	Tray (manual assembly)

## USB2.0A T1H 2.5N4 TY BK

Weidmüller Interface GmbH &amp; Co. KG

Klingenbergstraße 26

D-32758 Detmold

Germany

www.weidmueller.com

## Technical data

## Dimensions and weights

Depth	14 mm	Depth (inches)	0.551 inch
Height	9.74 mm	Height (inches)	0.383 inch
Height of lowest version	6.9 mm	Width	14.5 mm
Width (inches)	0.571 inch	Net weight	0.001 g

## System specifications

LED	No	Mounting onto the PCB	THT solder connection
Number of poles	4	Number of solder pins per pole	1
Outgoing elbow	90°	Performance-Category	480 Mbps
Pitch in inches (P)	0.079 "	Pitch in mm (P)	2 mm
Plugging cycles	≥ 1500	Plugging force/pole, max.	35 N
Product family	OMNIMATE Data - USB jack	Protection degree	IP20
Pulling force / pole, min.	10 N	Shield surface	nickel-plated
Shield tabs	none	Shielding	Yes
Shielding material	Brass	Solder pin dimensions	Octagonal
Solder pin length (l)	2.84 mm	Soldering process	Manual soldering, Wave soldering
Tolerance of solder pin position	± 0.1 mm	Transmission rate	480 Mbps
Type of connection	Socket connector		

## Electrical properties

Dielectric strength, contact / contact	500 V AC	Insulation strength	≥ 1000 MΩ
Rated current	1.5 A at 250 V AC	Rated voltage	30 V

## Material data

Insulating material	PBT	Colour	black
Colour chart (similar)	RAL 9011	Insulating material group	II
Comparative Tracking Index (CTI)	≥ 500	Insulation strength	≥ 1000 MΩ
UL 94 flammability rating	V-0	Contact base material	Phosphorus bronze
Contact material	Cu-alloy	Contact surface	Gold over nickel
Layer structure of plug contact	30...80 μ" Ni / ≥ 30 μ" Au	Storage temperature, min.	-20 °C
Storage temperature, max.	60 °C	Operating temperature, min.	-40 °C
Operating temperature, max.	85 °C		

## Packing

Packaging	Tray (manual assembly)	VPE length	250 mm
VPE width	199 mm	VPE height	19 mm

## Classifications

ETIM 6.0	EC002637	ETIM 7.0	EC002637
ETIM 8.0	EC002637	ETIM 9.0	EC002637
ECLASS 9.0	27-44-04-02	ECLASS 9.1	27-44-04-02
ECLASS 10.0	27-44-04-02	ECLASS 11.0	27-46-02-01
ECLASS 12.0	27-46-02-01	ECLASS 13.0	27-46-02-01

## Approvals

ROHS	Conform
------	---------

### USB2.0A T1H 2.5N4 TY BK

**Weidmüller Interface GmbH & Co. KG**

Klingenbergstraße 26

D-32758 Detmold

Germany

[www.weidmueller.com](http://www.weidmueller.com)

## Technical data

### Downloads

Engineering Data	<a href="#">CAD data – STEP</a>
Product Change Notification	<a href="#">20211223 USB 2.0A – Änderung Schirmblech</a> <a href="#">20211223 USB 2.0A – Change of shielding design</a>
Catalogues	<a href="#">Catalogues in PDF-format</a>

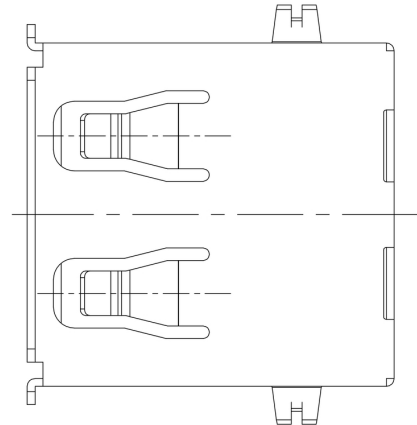
## USB2.0A T1H 2.5N4 TY BK

**Weidmüller Interface GmbH & Co. KG**  
Klingenbergstraße 26  
D-32758 Detmold  
Germany

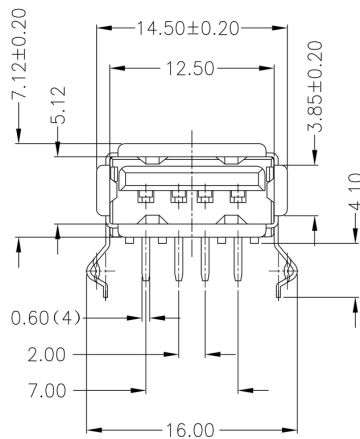
[www.weidmueller.com](http://www.weidmueller.com)

# Drawings

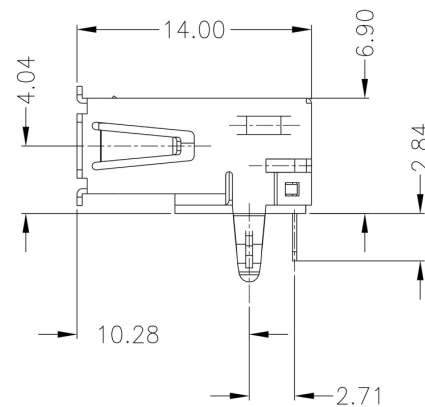
## Dimensioned drawing



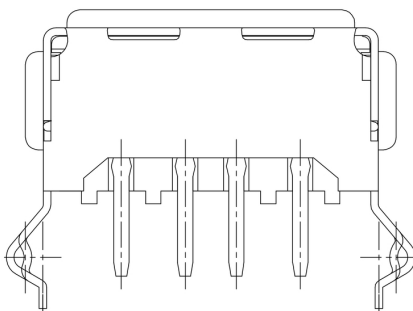
## Dimensioned drawing



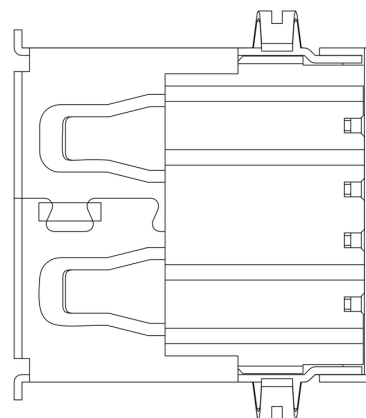
## Dimensioned drawing



## Dimensioned drawing



## Dimensioned drawing



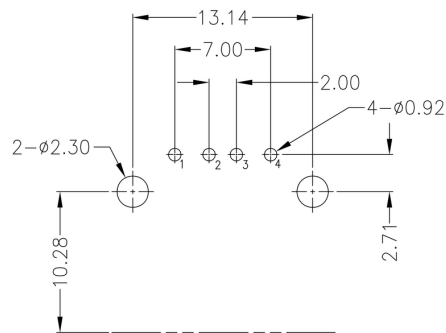
## USB2.0A T1H 2.5N4 TY BK

**Weidmüller Interface GmbH & Co. KG**  
Klingenbergstraße 26  
D-32758 Detmold  
Germany

[www.weidmueller.com](http://www.weidmueller.com)

# Drawings

## PCB design



www.weidmueller.com

## Recommended wave soldering profiles

**Weidmüller Interface GmbH & Co. KG**  
Klingenbergstraße 16  
D-32758 Detmold  
Germany  
Fon: +49 5231 14-0  
Fax: +49 5231 14-292083  
[www.weidmueller.com](http://www.weidmueller.com)

### Single Wave:



### Double Wave:



### Wave soldering profiles

Wired connection elements should be processed in accordance with the DIN EN 61760-1 standard. We have included two recommendations for practical wave soldering profiles, with which Weidmüller PCB terminals and connectors are qualified.

When choosing a suitable profile for your application, the following factors also need to be considered:

- PCB thickness
- Proportion of Cu in the layers
- Single/double-sided assembly
- Product range
- Heating and cooling rates

The single and double wave profiles each indicate the recommended operating range, including the maximum soldering temperature of 260°C. In practice, the maximum soldering temperature is quite often well below the above maximum profile.

We reserve the right to make technical changes.