

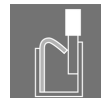
ACT20P-2CI-2CO-12-P-P**Weidmüller Interface GmbH & Co. KG**

Klingenbergstraße 26

D-32758 Detmold

Germany

www.weidmueller.com

Similar to illustration**ACT20P: The flexible solution**

- Precise and highly functional signal converters
- Release levers simplify handling

General ordering data

Version	Signal converter/insulator, Input : 2 x 0(4) - 20 mA, Output : 0(4)-20 mA, Voltage supply also via CH20M rail bus, Signal converter/isolator, HART®
Order No.	2514650000
Type	ACT20P-2CI-2CO-12-P-P
GTIN (EAN)	4050118535228
Qty.	1 pc(s).

ACT20P-2CI-2CO-12-P-P**Weidmüller Interface GmbH & Co. KG**

Klingenbergstraße 26

D-32758 Detmold

Germany

www.weidmueller.com

Technical data**Dimensions and weights**

Depth	113.7 mm	Depth (inches)	4.476 inch
Height	127.1 mm	Height (inches)	5.004 inch
Width	12.5 mm	Width (inches)	0.492 inch
Net weight	140 g		

Temperatures

Storage temperature	-40 °C...85 °C	Operating temperature	-20 °C...60 °C
Humidity at operating temperature	0...95 % (no condensation)	Humidity	5...95 %, no condensation

Probability of failure

SIL in compliance with IEC 61508	None
----------------------------------	------

Input

Input current	0...20 mA, 4...20mA	Input signal	HART signal® bidirectional
Input voltage	≤ 28 V DC	Number of inputs	2
Sensor	4-wire sensor (with own power supply)	Voltage drop	≤ 1 V

Output

Number of outputs	2	Output current	0...20 mA (if input: 0...20 mA), 4...20 mA (if input: 4...20 mA), HART® digital signal
Type	active, connected control must be passive		

Output (analogue)

Output current	0...20 mA (if input: 0...20 mA), 4...20 mA (if input: 4...20 mA), HART® digital signal
----------------	--

General data

Configuration	none	Current consumption	≤ 100 mA (24V power supply, 20mA output)
Rail	TS 35	Voltage supply	20...30 V at terminal or via CH20M rail bus

Data for Ex applications (ATEX)

Marking	II 3 G Ex ec IIC T5 Gc
---------	------------------------

ACT20P-2CI-2CO-12-P-P**Weidmüller Interface GmbH & Co. KG**

Klingenbergstraße 26

D-32758 Detmold

Germany

www.weidmueller.com

Technical data**Connection data**

Type of connection	PUSH IN	Tightening torque, min.	0.4 Nm
Tightening torque, max.	0.6 Nm	Clamping range, rated connection	2.5 mm ²
Clamping range, min.	0.5 mm ²	Clamping range, max.	2.5 mm ²
Wire connection cross section AWG, min.	AWG 26	Wire connection cross section AWG, max.	AWG 14
Wire cross-section, solid, min.	0.2 mm ²	Wire cross-section, solid, max.	2.5 mm ²
Wire connection cross section, finely stranded, min.	0.5 mm ²	Wire connection cross section, finely stranded, max.	2.5 mm ²
Wire connection cross-section, finely stranded with wire-end ferrules DIN 46228/4, min.	0.5 mm ²	Wire connection cross-section, finely stranded with wire-end ferrules DIN 46228/4, max.	2.5 mm ²

Classifications


ETIM 6.0	EC002653	ETIM 7.0	EC002653
ETIM 8.0	EC002653	ETIM 9.0	EC002653
ECLASS 9.0	27-21-01-20	ECLASS 9.1	27-21-01-20
ECLASS 10.0	27-21-01-20	ECLASS 11.0	27-21-01-20
ECLASS 12.0	27-21-01-20	ECLASS 13.0	27-21-01-20

Environmental Product Compliance

REACH SVHC	Lead 7439-92-1
SCIP	2f6dd957-421a-46db-a0c2-cf1609156924

Approvals

Approvals



ROHS	Conform
UL File Number Search	UL Website
Certificate no. (cULus)	E469563
Certificate no. (cULusEX)	E338066

Downloads

Approval/Certificate/Document of Conformity	IECEx Certification ATEX Certification UL Certification (hazardous location) UL Certification (US-CAN) Declaration of Conformity
Engineering Data	CAD data – STEP
User Documentation	Instruction sheet
Catalogues	Catalogues in PDF-format

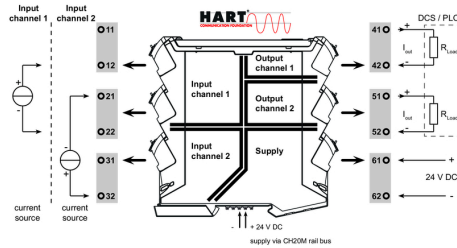
ACT20P-2CI-2CO-12-P-P

Weidmüller Interface GmbH & Co. KG
Klingenbergstraße 26
D-32758 Detmold
Germany

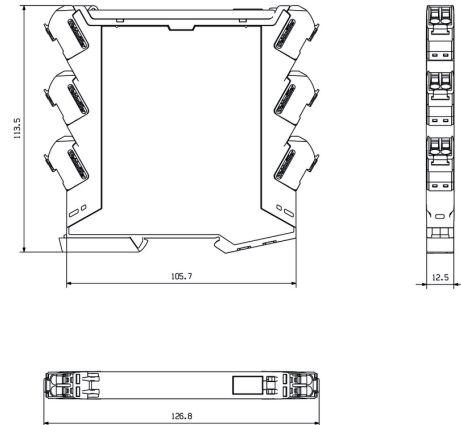
www.weidmueller.com

Drawings

Connection diagram



Dimensioned drawing



PUSH IN technology

