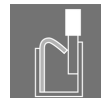


ACT20P-CI-CO-P-P**Weidmüller Interface GmbH & Co. KG**

Klingenbergstraße 26

D-32758 Detmold

Germany

www.weidmueller.com**Product image****ACT20P: The flexible solution**

- Precise and highly functional signal converters
- Release levers simplify handling

General ordering data

Version	Signal converter/insulator, Input : 0(4)-20 mA, Output : 0(4)-20 mA, Voltage supply also via CH20M rail bus, Signal converter/isolator, HART®
Order No.	2514620000
Type	ACT20P-CI-CO-P-P
GTIN (EAN)	4050118535198
Qty.	1 pc(s).

ACT20P-CI-CO-P-P

Weidmüller Interface GmbH & Co. KG

Klingenbergstraße 26

D-32758 Detmold

Germany

www.weidmueller.com

Technical data

Dimensions and weights

Depth	113.7 mm	Depth (inches)	4.476 inch
Height	127.1 mm	Height (inches)	5.004 inch
Width	12.5 mm	Width (inches)	0.492 inch
Net weight	140 g		

Temperatures

Operating temperature	-20 °C...60 °C	Humidity at operating temperature	0...95 % (no condensation)
-----------------------	----------------	-----------------------------------	----------------------------

Probability of failure

SIL in compliance with IEC 61508	None
----------------------------------	------

Input

Input current	0...20 mA, 4...20mA	Input signal	HART signal® bidirectional
Number of inputs		Sensor	2-wire transmitter (with- out own power supply), 3- wire sensor, 4- wire sensor (with own power supply)
	1		
Sensor supply	> 17 V DC at 20 mA	Voltage drop	≤ 1 V

Output

Load impedance current	≤ 550 Ω	Number of outputs	1
Output current	0...20 mA (if input: 0...20 mA), 4...20 mA (if input: 4...20 mA), HART® digital signal	Type	active, connected control must be passive

Output (analogue)

Output current	0...20 mA (if input: 0...20 mA), 4...20 mA (if input: 4...20 mA), HART® digital signal
----------------	---

General data

Accuracy	<0.1 % of end value	Configuration	none
Current consumption	≤60 mA (24V power sup- ply, 20mA output)	Galvanic isolation	3-way isolator, between in- put / output / supply
Rail	TS 35	Step response time	≤ 0,5 ms
Temperature coefficient	80 ppm/K	Voltage supply	20...30 V at terminal or via CH20M rail bus

Insulation coordination

EMC standards	EN 61326-1, EN 61000-6-2, EN 61000-6-4	Galvanic isolation	3-way isolator, between in- put / output / supply
Impulse withstand voltage	4 kV (1.2/50 µs)	Insulation voltage	2 kV inputs / outputs / power supply
Pollution severity	2	Surge voltage category	III
Test voltage	0.3 kV		

ACT20P-CI-CO-P-P**Weidmüller Interface GmbH & Co. KG**

Klingenbergstraße 26

D-32758 Detmold

Germany

www.weidmueller.com

Technical data**Data for Ex applications (ATEX)**

Marking	II 3 G Ex ec IIC T5 Gc
---------	------------------------

Connection data

Type of connection	PUSH IN	Tightening torque, min.	0.4 Nm
Tightening torque, max.	0.6 Nm	Clamping range, rated connection	2.5 mm ²
Clamping range, min.	0.5 mm ²	Clamping range, max.	2.5 mm ²
Wire connection cross section AWG, min.	AWG 26	Wire connection cross section AWG, max.	AWG 14
Wire cross-section, solid, min.	0.2 mm ²	Wire cross-section, solid, max.	2.5 mm ²
Wire connection cross section, finely stranded, min.	0.5 mm ²	Wire connection cross section, finely stranded, max.	2.5 mm ²
Wire connection cross-section, finely stranded with wire-end ferrules DIN 46228/4, min.	0.5 mm ²	Wire connection cross-section, finely stranded with wire-end ferrules DIN 46228/4, max.	2.5 mm ²

Classifications

ETIM 6.0	EC002653	ETIM 7.0	EC002653
ETIM 8.0	EC002653	ETIM 9.0	EC002653
ECLASS 9.0	27-21-01-20	ECLASS 9.1	27-21-01-20
ECLASS 10.0	27-21-01-20	ECLASS 11.0	27-21-01-20
ECLASS 12.0	27-21-01-20	ECLASS 13.0	27-21-01-20

Environmental Product Compliance

REACH SVHC	Lead 7439-92-1
SCIP	2f6dd957-421a-46db-a0c2-cf1609156924

Important note

Product information	<p>The non-adjustable DC isolating amplifier ACT20P-CI-CO isolates analogue standard current signals from a power source or from a 2- or 3-wire sensor. An analogue input current signal is linearly converted into an analogue output current signal and is galvanically isolated. The power supply is galvanically isolated from the input and output (3-way isolation).</p> <p>Properties</p> <ul style="list-style-type: none"> • HART-compatible for 0.5 - 2.5 kHz • The active or passive mA signal inputs are fully galvanically isolated. • Operating status display on a front panel LED • Galvanic 3-way isolation between input, output and supply.
---------------------	--

ACT20P-CI-CO-P-P

Weidmüller Interface GmbH & Co. KG

Klingenbergstraße 26

D-32758 Detmold

Germany

www.weidmueller.com

Technical data

Approvals

Approvals



ROHS	Conform
UL File Number Search	UL Website
Certificate no. (cULus)	E469563
Certificate no. (cULusEX)	E338066

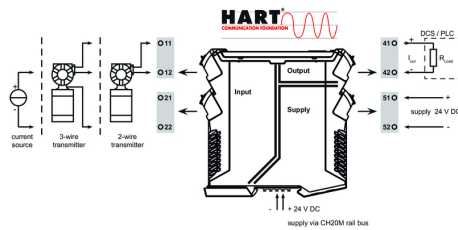
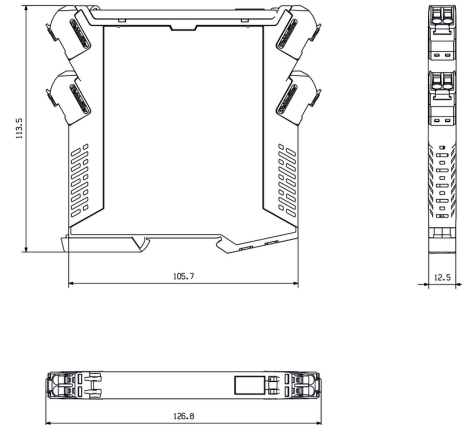
Downloads

Approval/Certificate/Document of Conformity	IECEx Certification ATEX Certification UL Certification (hazardous location) UL Certification (US-CAN) Declaration of Conformity
Engineering Data	CAD data – STEP
User Documentation	Instruction sheet
Catalogues	Catalogues in PDF-format

ACT20P-CI-CO-P-P

Weidmüller Interface GmbH & Co. KG
 Klingenbergstraße 26
 D-32758 Detmold
 Germany

www.weidmueller.com

Drawings
Connection diagram

Dimensioned drawing

Similar to illustration

**PUSH IN
technology**
