

WPD 232 2X185/2X185 BK**Weidmüller Interface GmbH & Co. KG**

Klingenbergstraße 26

D-32758 Detmold

Germany

www.weidmueller.com**Product image**

Klippon® Connect power feed-in terminal blocks WPD allow for an easy and safe installation of aluminium and copper conductors on a small footprint. A power supply or monitoring connection can also be used as an option. Customers can use the power feed-in terminal blocks WPD, regardless of the conductor material. They can be mounted either directly or on DIN rail TS35.

General ordering data

| | |
|------------|-------------------------------------------------------------------------------------------------|
| Version | Potential distributor terminal, Screw connection, 185, 1000 V, 353 A, Number of poles: 1, black |
| Order No. | 2502840000 |
| Type | WPD 232 2X185/2X185 BK |
| GTIN (EAN) | 4050118516661 |
| Qty. | 1 pc(s). |

WPD 232 2X185/2X185 BK

Weidmüller Interface GmbH & Co. KG

Klingenbergstraße 26

D-32758 Detmold

Germany

www.weidmueller.com

Technical data

Dimensions and weights

| | | | |
|------------|---------|-----------------|------------|
| Depth | 73.5 mm | Depth (inches) | 2.894 inch |
| Height | 105 mm | Height (inches) | 4.134 inch |
| Width | 67.6 mm | Width (inches) | 2.661 inch |
| Net weight | 407 g | | |

Temperatures

| | | | |
|----------------------------------|----------------|----------------------------------|--------|
| Storage temperature | -25 °C...55 °C | Continuous operating temp., min. | -50 °C |
| Continuous operating temp., max. | 120 °C | | |

Material data

| | | | |
|---------------------------|-------|--------|-------|
| Material | Wemid | Colour | black |
| UL 94 flammability rating | V-0 | | |

Rating data IECEx/ATEX

| | | | |
|--------------------------------|---------------------|-------------------------|------------------|
| Certificate No. (ATEX) | CNEX18ATEX0016U | Certificate No. (IECEX) | IECEXNEX18.0010U |
| Max. voltage (ATEX) | 1100 V | Current (ATEX) | 353 A |
| Wire cross section max. (ATEX) | 185 mm ² | Max. voltage (IECEX) | 1100 V |
| Current (IECEX) | 353 A | | |

System specifications

| | | | |
|-------------------------------------|------------------|--------------------------|----|
| Version | Screw connection | End cover plate required | No |
| Number of potentials | 1 | Number of levels | 1 |
| Number of clamping points per level | 4 | PE connection | No |

Additional technical data

| | | | |
|--------------------------|---------|---------------------|--------------------------------|
| Explosion-tested version | Yes | Installation advice | Terminal rail / mounting plate |
| Type of mounting | Snap-on | | |

Conductors for clamping (additional connection)

Connection type, additional connection Screw connection

Conductors for clamping (rated connection)

Type of connection Screw connection

General

| | | | |
|---------------------|--------------------------------|-----------------|---|
| Installation advice | Terminal rail / mounting plate | Number of poles | 1 |
| Standards | IEC 60947-7-1, UL 1059, CSA | | |

WPD 232 2X185/2X185 BK

Weidmüller Interface GmbH & Co. KG

Klingenbergstraße 26

D-32758 Detmold

Germany

www.weidmueller.com

Technical data

Rating data

| | | | |
|----------------------------------------------|---------------------|-----------------------------------------|-----------------------------|
| Rated cross-section | 185 mm ² | Rated voltage | 1,000 V |
| Rated AC voltage | 1,000 V | Rated DC voltage | 1,000 V |
| Rated current | 353 A | Standards | IEC 60947-7-1, UL 1059, CSA |
| Volume resistance according to IEC 60947-7-x | 0.09 mΩ | Rated impulse withstand voltage | 8 kV |
| Power loss in accordance with IEC 60947-7-x | 11.3 W | Short-time withstand current resistance | 8/20μs with 50 kA |
| Pollution severity | 3 | Surge voltage category | III |

UL rating data

| | |
|-------------------------|--------|
| Certificate No. (cURus) | E60693 |
|-------------------------|--------|

Classifications

| | | | |
|-------------|-------------|-------------|-------------|
| ETIM 6.0 | EC000897 | ETIM 7.0 | EC000897 |
| ETIM 8.0 | EC000897 | ETIM 9.0 | EC000897 |
| ECLASS 9.0 | 27-14-11-20 | ECLASS 9.1 | 27-14-11-20 |
| ECLASS 10.0 | 27-14-11-20 | ECLASS 11.0 | 27-14-11-20 |
| ECLASS 12.0 | 27-14-11-20 | ECLASS 13.0 | 27-25-01-19 |

Important note

| | |
|---------------------|------------------------------------------------------------------------------------|
| Product information | You will find additional information in the downloadsection of the onlinecatalogue |
|---------------------|------------------------------------------------------------------------------------|

Approvals

Approvals



| | |
|-------------------------|------------|
| ROHS | Conform |
| UL File Number Search | UL Website |
| Certificate No. (cURus) | E60693 |

Downloads

| | |
|---------------------------------------------|-----------------------------------------------------------------------------------------------------------------------------------------------------------------------------------------------------------------------------------------------------------------------------------------------------------------------------------------------------------------------------------------------------------------------------------------------------------------------------------------------------------------------------------|
| Approval/Certificate/Document of Conformity | UKCA Ex Attestation of Conformity CB Certificate FIMKO certificate CCC Ex Certificate ATEX Certificate IECEX Certificate DNV Certificate UKCA Ex Certificate LMP 23.0563U- WPD (Rev. 0) CE Declaration of Conformity UKCA declaration of conformity Confirmation of Standards EN 45545-2_2020-10 |
| Engineering Data | CAD data – STEP |
| User Documentation | DATA SHEET WPD 232 StorageConditionsTerminalBlocks NTI WPD 232 |
| Catalogues | Catalogues in PDF-format |

Creation date May 6, 2024 3:22:31 PM CEST

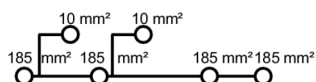
Catalogue status 04.05.2024 / We reserve the right to make technical changes.

WPD 232 2X185/2X185 BK

Weidmüller Interface GmbH & Co. KG
Klingenbergstraße 26
D-32758 Detmold
Germany

www.weidmueller.com

Drawings



WPD 232 2X185/2X185 BK

Weidmüller Interface GmbH & Co. KG

Klingenbergstraße 26

D-32758 Detmold

Germany

www.weidmueller.com

Accessories

Protective covers



Power feed-in

Our wide range of W-Series terminal blocks with our WPD main line branch terminals, which are optimised to guarantee both convenience and space gains, ensures a secure and convenient connection at the power feed-in.

General ordering data

| | | |
|------------|----------------------------|--------------------------------------------|
| Type | WPDPC X32 GY | Version |
| Order No. | 2503380000 | Potential distributor terminal, Light Grey |
| GTIN (EAN) | 4050118533347 | |
| Qty. | 12 pc(s). | |

Marker holder



The marker holder offer the possibility of additional mounting of standard markers with a pitch of 5 or 5.1 mm. The angled holders can be optionally snapped together and could be mounted in all standard marking channels of the Klippon® Connect modular terminal blocks. Fitting marker types could be found under the respective accessories of the designation marking holder.

General ordering data

| | | |
|------------|----------------------------|----------------------------|
| Type | BZT 1 ZA WS 10/5 | Version |
| Order No. | 1805520000 | Accessories, Marker holder |
| GTIN (EAN) | 4032248270248 | |
| Qty. | 100 pc(s). | |

| | | |
|------------|----------------------------|----------------------------|
| Type | BZT 1 WS 10/5 | Version |
| Order No. | 1805490000 | Accessories, Marker holder |
| GTIN (EAN) | 4032248270231 | |
| Qty. | 100 pc(s). | |

WPD 232 2X185/2X185 BK

Weidmüller Interface GmbH & Co. KG

Klingenbergstraße 26

D-32758 Detmold

Germany

www.weidmueller.com

Accessories

Blank



The Dekafix (DEK) marker is the universal marker for all conductor and plug-in connectors as well as for electronic sub-assemblies. The system is ideal for short number sequences and covers a wide range of ready-printed markers.

Strips for fast installation in only one work step. The printing is easy to read, rich in contrast and available in various widths.

- Large range of ready-to-use markers
- Strips for fast installation
- Terminal markers, suitable for all Weidmüller cable connectors
- Available as blank MultiCard or with standard printing

For custom printing: Please send us a file of our labeling software M-Print PRO or M-Print PRO Online (without installation) for your labeling specifications.

General ordering data

| | | |
|------------|----------------------------|-----------------------------------------------------------|
| Type | DEK 5/5 MC NE WS | Version |
| Order No. | 1609801044 | Dekafix, Terminal marker, 5 x 5 mm, Pitch in mm (P): 5.00 |
| GTIN (EAN) | 4008190397111 | Weidmueller, white |
| Qty. | 1,000 pc(s). | |

Socket wrench sets



Allen key made from fully hardened, high-alloy chromium-vanadium- steel, acc. to DIN ISO 2936 L (DIN 911), high-quality refined surface.

General ordering data

| | | |
|------------|----------------------------|-----------------|
| Type | SKS 2,0-8,0 MR | Version |
| Order No. | 9008870000 | socket wrenches |
| GTIN (EAN) | 4032248266623 | |
| Qty. | 1 pc(s). | |

| | | |
|------------|----------------------------|---------------|
| Type | SK WSD-S 1,5-10,0 | Version |
| Order No. | 9008850000 | Mounting tool |
| GTIN (EAN) | 4032248266609 | |
| Qty. | 1 pc(s). | |

Power feed-in Screw connection

W-Series

WPD 132 1X185/1X185 GY



WPD 132

185 mm²

WPD 232

185 mm²

| | |
|-------------------------------|-------------------|
| Width / Height / Depth | mm |
| max. current / max. conductor | A/mm ² |
| max. clamping range | mm ² |

37,5 / 73,5 / 105
353 / 185
25...185



67,6 / 73,5 / 105
353 / 185
25...185



Technical data

| Rated data | | |
|------------------------------------------------------|----------------------------------------|-----------------|
| Rated voltage | | V |
| Rated current | | A |
| for wire cross-section | 185 mm ² | mm ² |
| | Auxiliary connection 6 mm ² | mm ² |
| Rated impulse withstand voltage / Pollution severity | | |
| Overvoltage category / UL 94 flammability rating | | |
| Approvals | | |
| Clamped conductors (H05V/H07V) | | |
| Solid / Stranded | 185 mm ² | mm ² |
| | Auxiliary connection 6 mm ² | mm ² |
| Flexible with ferrule | 185 mm ² | mm ² |
| | Auxiliary connection 6 mm ² | mm ² |
| Stripping length / Blade size | 185 mm ² | mm/- |
| | Auxiliary connection 6 mm ² | mm/- |
| Tightening torque | | Nm |
| Note | | |

IEC 60947-7-1

| IEC | UL | CSA | EN 60079-7 |
|-----------|-------------------|-------------------|------------|
| 1000 | 1000 | 1000 | 1100 |
| 353 | 310 | 310 | 353 |
| 185 | AWG 4...kcmil 350 | AWG 4...kcmil 350 | 185 |
| 6 | AWG 16...8 | AWG 16...8 | 6 |
| 8 kV / 3 | | | |
| III / V-0 | | | |

Rated connection

| |
|----------------------------------------|
| 95...185 / 95...185 |
| 1.5...10 / 1.5...10 |
| 25...150 |
| 1.5...6 |
| 29 / M18 (SW 10) |
| 10 / M4 (+/- PZ2) |
| see appendix at the end of the chapter |

IEC 60947-7-1

| IEC | UL | CSA | EN 60079-7 |
|-----------|-------------------|-------------------|------------|
| 1000 | 1000 | 1000 | 1100 |
| 706 | 310 | 310 | 353 |
| 185 | AWG 4...kcmil 350 | AWG 4...kcmil 350 | 185 |
| 6 | AWG 16...8 | AWG 16...8 | 6 |
| 8 kV / 3 | | | |
| III / V-0 | | | |

Rated connection

| |
|----------------------------------------|
| 95...185 / 95...185 |
| 1.5...10 / 1.5...10 |
| 25...150 |
| 1.5...6 |
| 29 / M18 (SW 10) |
| 10 / M4 (+/- PZ2) |
| see appendix at the end of the chapter |

B

Ordering data

| Version | |
|-------------|------------|
| | light grey |
| | blue |
| | green |
| | brown |
| | black |
| Note | |

| Type | Qty. | Order No. |
|------------------------|------|------------|
| WPD 132 1X185/1X185 GY | 1 | 2502750000 |
| WPD 132 1X185/1X185 BL | 1 | 2502760000 |
| WPD 132 1X185/1X185 GN | 1 | 2502770000 |
| WPD 132 1X185/1X185 BN | 1 | 2502780000 |
| WPD 132 1X185/1X185 BK | 1 | 2502790000 |

| Type | Qty. | Order No. |
|------------------------|------|------------|
| WPD 232 2X185/2X185 GY | 1 | 2502800000 |
| WPD 232 2X185/2X185 BL | 1 | 2502810000 |
| WPD 232 2X185/2X185 GN | 1 | 2502820000 |
| WPD 232 2X185/2X185 BN | 1 | 2502830000 |
| WPD 232 2X185/2X185 BK | 1 | 2502840000 |

Accessories





| Protective cover | |
|------------------------|------------|
| | light grey |
| End bracket | |
| | grey |
| | black |
| Screwdriver | |
| | SET |
| Identification systems | |

| Type | Qty. | Order No. |
|-------------------|------|------------|
| WPDPC X32 GY | 12 | 2503380000 |
| WEW 35/2 GR 7042 | 100 | 1859200000 |
| AEB 35 SC/1 BK | 50 | 2475310000 |
| SK WSD-S 1,5-10,0 | 1 | 9008850000 |
| DEK 5/5 MC NE WS | 1000 | 1609801044 |
| WS 8/5 MM WS | 800 | 2007150000 |



| Type | Qty. | Order No. |
|-------------------|------|------------|
| WPDPC X32 GY | 12 | 2503380000 |
| WEW 35/2 GR 7042 | 100 | 1859200000 |
| AEB 35 SC/1 BK | 50 | 2475310000 |
| SK WSD-S 1,5-10,0 | 1 | 9008850000 |
| DEK 5/5 MC NE WS | 1000 | 1609801044 |
| WS 8/5 MM WS | 800 | 2007150000 |




Conductor connection data according to IEC 60947-7-1 (Cu), UL 1059 (AL+Cu)

| Input (x1) / Output (x1) | Copper | | | Aluminium | | | |
|---------------------------------------------------------|-----------------------------------------------------------------------------------|-----------------------------------------------------------------------------------|-----------------------------------------------------------------------------------|-----------------------------------------------------------------------------------|-----------------------------------------------------------------------------------|--|--|
| |  |  |  |  |  | | |
| 185 mm ² | 25 Nm | 25 Nm | | 30,9 Nm | 30,9 Nm | | |
| 150 mm ² | | | | | | | |
| 120 mm ² | | | | | | | |
| 95 mm ² | | | | | | | |
| 70 mm ² | | 20 Nm | | | | | |
| 50 mm ² | | | | | | | |
| 35 mm ² | | | | | | | |
| 25 mm ² | | | | | | | |
| Flat band 10x15,5x0,8 mm | | | | 30,9 Nm | | | |
| max. current with 2 x 185 mm ² (acc. to IEC) | 706 A | | | | | | |
| Stripping lengths | 29 mm | | | | | | |
| Allen screw | M18 (SW 10 mm) | | | | | | |

| Input (x1) / Output (x1) | Copper | | Aluminium | |
|--------------------------------------------------------|-------------------------------------------------------------------------------------|-------------------------------------------------------------------------------------|-------------------------------------------------------------------------------------|-------------------------------------------------------------------------------------|
| |  |  |  |  |
| 350 kcmil | 250Lb In. | | 398Lb In. | 398Lb In. |
| 300 kcmil | | 250Lb In. | | |
| 250 kcmil | | | | |
| AWG 3/0 | | | | |
| AWG 2/0 | | 200Lb In. | | |
| AWG 1/0 | | | | |
| AWG 2 | | | | |
| AWG 4 | | | | |
| max. current with 1 x 185 mm ² (acc. to UL) | 310 A | | 250 A | |
| Stripping lengths | 29 mm | | | |
| Allen screw | M18 (SW 10 mm) | | | |

Auxiliary connection

| Copper | | |
|---------------------|-----------------------------------------------------------------------------------|-----------------------------------------------------------------------------------|
| |  |  |
| 10 mm ² | 1,2 Nm | 1,2 Nm |
| 6 mm ² | | |
| 4 mm ² | | |
| 2.5 mm ² | | |
| 1.5 mm ² | | |
| max. current | 57 A | |
| Stripping lengths | 10 mm | |
| screw | M4 (+/-PZ2) | |

| Copper | | |
|-------------------|----------------------------------------------------------------------------------------------------------------------------------------------------------------------------|-------------------------------------------------------------------------------------|
| |   |  |
| AWG 8 | 20.3Lb In. | 20.3Lb In. |
| AWG 10 | | |
| AWG 12 | | |
| AWG 14 | | |
| AWG 16 | | |
| max. current | 57 A | |
| Stripping lengths | 10 mm | |
| screw | M4 (+/- PZ2) | |



Diagrams

