

WPD 132 1X185/1X185 GY**Weidmüller Interface GmbH & Co. KG**

Klingenbergstraße 26

D-32758 Detmold

Germany

www.weidmueller.com**Product image**

Klippon® Connect power feed-in terminal blocks WPD allow for an easy and safe installation of aluminium and copper conductors on a small footprint. A power supply or monitoring connection can also be used as an option. Customers can use the power feed-in terminal blocks WPD, regardless of the conductor material. They can be mounted either directly or on DIN rail TS35.

General ordering data

Version	Potential distributor terminal, Screw / solder connection, 185, 1000 V, 353 A, Number of poles: 1, Light Grey
Order No.	2502750000
Type	WPD 132 1X185/1X185 GY
GTIN (EAN)	4050118516579
Qty.	1 pc(s).

WPD 132 1X185/1X185 GY

Weidmüller Interface GmbH & Co. KG

Klingenbergstraße 26

D-32758 Detmold

Germany

www.weidmueller.com

Technical data

Dimensions and weights

Depth	73.5 mm	Depth (inches)	2.894 inch
Height	105 mm	Height (inches)	4.134 inch
Width	37.5 mm	Width (inches)	1.476 inch
Net weight	204 g		

Temperatures

Storage temperature	-25 °C...55 °C	Continuous operating temp., min.	-50 °C
Continuous operating temp., max.	120 °C		

Material data

Material	Wemid	Colour	Light Grey
UL 94 flammability rating	V-0		

Rating data IECEx/ATEX

Certificate No. (ATEX)	CNEX18ATEX0016U	Certificate No. (IECEX)	IECEXNEX18.0010U
Max. voltage (ATEX)	1100 V	Current (ATEX)	353 A
Wire cross section max. (ATEX)	185 mm ²	Max. voltage (IECEX)	1100 V
Current (IECEX)	353 A		

System specifications

Version	Screw connection	Number of levels	1
---------	------------------	------------------	---

Additional technical data

Explosion-tested version	Yes	Installation advice	Terminal rail / mounting plate
Type of mounting	Snap-on		

Conductors for clamping (additional connection)

Connection type, additional connection Screw / solder connection

Conductors for clamping (rated connection)

Type of connection	Screw / solder connection
--------------------	---------------------------

General

Installation advice	Terminal rail / mounting plate	Number of poles	1
Standards	IEC 60947-7-1, UL 1059, CSA		

WPD 132 1X185/1X185 GY

Weidmüller Interface GmbH & Co. KG

Klingenbergstraße 26

D-32758 Detmold

Germany

www.weidmueller.com

Technical data

Rating data

Rated cross-section	185 mm ²	Rated voltage	1,000 V
Rated AC voltage	1,000 V	Rated DC voltage	1,000 V
Rated current	353 A	Standards	IEC 60947-7-1, UL 1059, CSA
Volume resistance according to IEC 60947-7-x	0.09 mΩ	Rated impulse withstand voltage	8 kV
Power loss in accordance with IEC 60947-7-x	11.3 W	Short-time withstand current resistance	8/20μs with 50 kA
Pollution severity	3	Surge voltage category	III

Classifications

ETIM 6.0	EC000897	ETIM 7.0	EC000897
ETIM 8.0	EC000897	ETIM 9.0	EC000897
ECLASS 9.0	27-14-11-20	ECLASS 9.1	27-14-11-20
ECLASS 10.0	27-14-11-20	ECLASS 11.0	27-14-11-20
ECLASS 12.0	27-14-11-20	ECLASS 13.0	27-25-01-19

Important note

Product information You will find additional information in the downloadsection of the onlinecatalogue

Approvals

Approvals



ROHS

Conform

Downloads

Approval/Certificate/Document of Conformity	UKCA Ex Attestation of Conformity CB Certificate FIMKO certificate CCC Ex Certificate ATEX Certificate IECEX Certificate DNV Certificate UKCA Ex Certificate LMP 23.0563U- WPD (Rev. 0) CE Declaration of Conformity UKCA declaration of conformity Confirmation of Standards EN 45545-2_2020-10
Engineering Data	CAD data – STEP
User Documentation	DATA SHEET WPD 132 StorageConditionsTerminalBlocks NTI WPD 132
Catalogues	Catalogues in PDF-format

WPD 132 1X185/1X185 GY

Weidmüller Interface GmbH & Co. KG

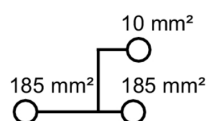
Klingenbergstraße 26

D-32758 Detmold

Germany

www.weidmueller.com

Drawings



WPD 132 1X185/1X185 GY

Weidmüller Interface GmbH & Co. KG

Klingenbergstraße 26

D-32758 Detmold

Germany

www.weidmueller.com

Accessories

Marker holder



The marker holder offer the possibility of additional mounting of standard markers with a pitch of 5 or 5.1 mm. The angled holders can be optionally snapped together and could be mounted in all standard marking channels of the Klippon® Connect modular terminal blocks. Fitting marker types could be found under the respective accessories of the designation marking holder.

General ordering data

Type	BZT 1 WS 10/5	Version
Order No.	1805490000	Accessories, Marker holder
GTIN (EAN)	4032248270231	
Qty.	100 pc(s).	
Type	BZT 1 ZA WS 10/5	Version
Order No.	1805520000	Accessories, Marker holder
GTIN (EAN)	4032248270248	
Qty.	100 pc(s).	

Blank



The Dekafix (DEK) marker is the universal marker for all conductor and plug-in connectors as well as for electronic sub-assemblies. The system is ideal for short number sequences and covers a wide range of ready-printed markers.

Strips for fast installation in only one work step. The printing is easy to read, rich in contrast and available in various widths.

- Large range of ready-to-use markers
- Strips for fast installation
- Terminal markers, suitable for all Weidmüller cable connectors
- Available as blank MultiCard or with standard printing

For custom printing: Please send us a file of our labeling software M-Print PRO or M-Print PRO Online (without installation) for your labeling specifications.

General ordering data

Type	DEK 5/5 MC NE WS	Version
Order No.	1609801044	Dekafix, Terminal marker, 5 x 5 mm, Pitch in mm (P): 5.00
GTIN (EAN)	4008190397111	Weidmueller, white
Qty.	1,000 pc(s).	

WPD 132 1X185/1X185 GY

Weidmüller Interface GmbH & Co. KG

Klingenbergstraße 26

D-32758 Detmold

Germany

www.weidmueller.com

Accessories

Socket wrench sets



Allen key made from fully hardened, high-alloy chromium-vanadium- steel, acc. to DIN ISO 2936 L (DIN 911), high-quality refined surface.

General ordering data

Type	SK WSD-S 1,5-10,0	Version
Order No.	9008850000	Mounting tool
GTIN (EAN)	4032248266609	
Qty.	1 pc(s).	
Type	SKS 2,0-8,0 MR	Version
Order No.	9008870000	socket wrenches
GTIN (EAN)	4032248266623	
Qty.	1 pc(s).	

Protective covers



Power feed-in

Our wide range of W-Series terminal blocks with our WPD main line branch terminals, which are optimised to guarantee both convenience and space gains, ensures a secure and convenient connection at the power feed-in.

General ordering data

Type	WPDPC X32 GY	Version
Order No.	2503380000	Potential distributor terminal, Light Grey
GTIN (EAN)	4050118533347	
Qty.	12 pc(s).	

Power feed-in Screw connection

W-Series

WPD 132 1X185/1X185 GY



WPD 132

185 mm²

WPD 232

185 mm²

Width / Height / Depth	mm
max. current / max. conductor	A/mm ²
max. clamping range	mm ²

37,5 / 73,5 / 105
353 / 185
25...185



67,6 / 73,5 / 105
353 / 185
25...185



Technical data

Rated data		
Rated voltage	V	
Rated current	A	
for wire cross-section	185 mm ²	mm ²
	Auxiliary connection 6 mm ²	mm ²
Rated impulse withstand voltage / Pollution severity		
Overvoltage category / UL 94 flammability rating		
Approvals		
Clamped conductors (H05V/H07V)		
Solid / Stranded	185 mm ²	mm ²
	Auxiliary connection 6 mm ²	mm ²
Flexible with ferrule	185 mm ²	mm ²
	Auxiliary connection 6 mm ²	mm ²
Stripping length / Blade size	185 mm ²	mm/-
	Auxiliary connection 6 mm ²	mm/-
Tightening torque	Nm	
Note		

IEC 60947-7-1

IEC	UL	CSA	EN 60079-7
1000	1000	1000	1100
353	310	310	353
185	AWG 4...kcmil 350	AWG 4...kcmil 350	185
6	AWG 16...8	AWG 16...8	6
8 kV / 3			
III / V-0			

Rated connection

95...185 / 95...185
1.5...10 / 1.5...10
25...150
1.5...6
29 / M18 (SW 10)
10 / M4 (+/- PZ2)
see appendix at the end of the chapter

IEC 60947-7-1

IEC	UL	CSA	EN 60079-7
1000	1000	1000	1100
706	310	310	353
185	AWG 4...kcmil 350	AWG 4...kcmil 350	185
6	AWG 16...8	AWG 16...8	6
8 kV / 3			
III / V-0			

Rated connection

95...185 / 95...185
1.5...10 / 1.5...10
25...150
1.5...6
29 / M18 (SW 10)
10 / M4 (+/- PZ2)
see appendix at the end of the chapter

B

Ordering data

Version	
	light grey
	blue
	green
	brown
	black
Note	

Type	Qty.	Order No.
WPD 132 1X185/1X185 GY	1	2502750000
WPD 132 1X185/1X185 BL	1	2502760000
WPD 132 1X185/1X185 GN	1	2502770000
WPD 132 1X185/1X185 BN	1	2502780000
WPD 132 1X185/1X185 BK	1	2502790000

Type	Qty.	Order No.
WPD 232 2X185/2X185 GY	1	2502800000
WPD 232 2X185/2X185 BL	1	2502810000
WPD 232 2X185/2X185 GN	1	2502820000
WPD 232 2X185/2X185 BN	1	2502830000
WPD 232 2X185/2X185 BK	1	2502840000

Accessories





Protective cover	
	light grey
End bracket	
	grey
	black
Screwdriver	
	SET
Identification systems	

Type	Qty.	Order No.
WPDPC X32 GY	12	2503380000
WEW 35/2 GR 7042	100	1859200000
AEB 35 SC/1 BK	50	2475310000
SK WSD-S 1,5-10,0	1	9008850000
DEK 5/5 MC NE WS	1000	1609801044
WS 8/5 MM WS	800	2007150000



Type	Qty.	Order No.
WPDPC X32 GY	12	2503380000
WEW 35/2 GR 7042	100	1859200000
AEB 35 SC/1 BK	50	2475310000
SK WSD-S 1,5-10,0	1	9008850000
DEK 5/5 MC NE WS	1000	1609801044
WS 8/5 MM WS	800	2007150000




Conductor connection data according to IEC 60947-7-1 (Cu), UL 1059 (AL+Cu)

Input (x1) / Output (x1)	Copper			Aluminium	
					
185 mm ²	25 Nm	25 Nm		30,9 Nm	30,9 Nm
150 mm ²					
120 mm ²					
95 mm ²					
70 mm ²		20 Nm			
50 mm ²					
35 mm ²					
25 mm ²					
Flat band 10x15,5x0,8 mm			30,9 Nm		
max. current with 2 x 185 mm ² (acc. to IEC)	706 A			284 A	
Stripping lengths	29 mm				
Allen screw	M18 (SW 10 mm)				

Input (x1) / Output (x1)	Copper		Aluminium	
				
350 kcmil	250Lb In.		398Lb In.	398Lb In.
300 kcmil		250Lb In.		
250 kcmil				
AWG 3/0				
AWG 2/0		200Lb In.		
AWG 1/0				
AWG 2				
AWG 4				
max. current with 1 x 185 mm ² (acc. to UL)	310 A		250 A	
Stripping lengths	29 mm			
Allen screw	M18 (SW 10 mm)			

Auxiliary connection

Copper		
		
10 mm ²	1,2 Nm	1,2 Nm
6 mm ²		
4 mm ²		
2.5 mm ²		
1.5 mm ²		
max. current	57 A	
Stripping lengths	10 mm	
screw	M4 (+/-PZ2)	

Copper		
	 	
AWG 8	20.3Lb In.	20.3Lb In.
AWG 10		
AWG 12		
AWG 14		
AWG 16		
max. current	57 A	
Stripping lengths	10 mm	
screw	M4 (+/- PZ2)	



Diagrams

