

WPD 231 2X95/2X95 GN**Weidmüller Interface GmbH & Co. KG**

Klingenbergstraße 26

D-32758 Detmold

Germany

www.weidmueller.com**Product image**

Klippon® Connect power feed-in terminal blocks WPD allow for an easy and safe installation of aluminium and copper conductors on a small footprint. A power supply or monitoring connection can also be used as an option. Customers can use the power feed-in terminal blocks WPD, regardless of the conductor material. They can be mounted either directly or on DIN rail TS35.

General ordering data

Version	Potential distributor terminal, Screw connection, 95, 1000 V, 232 A, Number of poles: 1, green
Order No.	2502720000
Type	WPD 231 2X95/2X95 GN
GTIN (EAN)	4050118516548
Qty.	1 pc(s).

WPD 231 2X95/2X95 GN

Weidmüller Interface GmbH & Co. KG

Klingenbergstraße 26

D-32758 Detmold

Germany

www.weidmueller.com

Technical data

Dimensions and weights

Depth	57 mm	Depth (inches)	2.244 inch
Height	93 mm	Height (inches)	3.661 inch
Width	47 mm	Width (inches)	1.85 inch
Net weight	178 g		

Temperatures

Storage temperature	-25 °C...55 °C	Continuous operating temp., min.	-50 °C
Continuous operating temp., max.	120 °C		

Material data

Material	Wemid	Colour	green
UL 94 flammability rating	V-0		

Rating data IECEx/ATEX

Certificate No. (ATEX)	CNEX18ATEX0016U	Certificate No. (IECEX)	IECEXNEX18.0010U
Max. voltage (ATEX)	880 V	Current (ATEX)	232 A
Wire cross section max. (ATEX)	95 mm ²	Max. voltage (IECEX)	880 V
Current (IECEX)	232 A		

System specifications

Version	Screw connection	End cover plate required	No
Number of potentials	1	Number of levels	1
Number of clamping points per level	4	PE connection	No

Additional technical data

Explosion-tested version	Yes	Installation advice	Terminal rail / mounting plate
Type of mounting	Snap-on		

Conductors for clamping (additional connection)

Connection type, additional connection Screw connection

Conductors for clamping (rated connection)

Type of connection Screw connection

General

Installation advice	Terminal rail / mounting plate	Number of poles	1
Standards	IEC 60947-7-1, UL 1059, CSA		

WPD 231 2X95/2X95 GN

Weidmüller Interface GmbH & Co. KG

Klingenbergstraße 26

D-32758 Detmold

Germany

www.weidmueller.com

Technical data

Rating data

Rated cross-section	95 mm ²	Rated voltage	1,000 V
Rated AC voltage	1,000 V	Rated DC voltage	1,000 V
Rated current	232 A	Standards	IEC 60947-7-1, UL 1059, CSA
Volume resistance according to IEC 60947-7-x	0.14 mΩ	Rated impulse withstand voltage	8 kV
Power loss in accordance with IEC 60947-7-x	7.42 W	Short-time withstand current resistance	8/20μs with 50 kA
Pollution severity	3	Surge voltage category	III

UL rating data

Certificate No. (cURus)	E60693
-------------------------	--------

Classifications

ETIM 6.0	EC000897	ETIM 7.0	EC000897
ETIM 8.0	EC000897	ETIM 9.0	EC000897
ECLASS 9.0	27-14-11-20	ECLASS 9.1	27-14-11-20
ECLASS 10.0	27-14-11-20	ECLASS 11.0	27-14-11-20
ECLASS 12.0	27-14-11-20	ECLASS 13.0	27-25-01-19

Important note

Product information	You will find additional information in the downloadsection of the onlinecatalogue
---------------------	--

Approvals

Approvals



ROHS	Conform
UL File Number Search	UL Website
Certificate No. (cURus)	E60693

WPD 231 2X95/2X95 GN**Weidmüller Interface GmbH & Co. KG**

Klingenbergstraße 26

D-32758 Detmold

Germany

www.weidmueller.com**Technical data****Downloads**

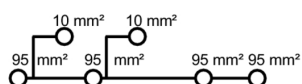
Approval/Certificate/Document of Conformity	UKCA Ex Attestation of Conformity
	CB Certificate
	FIMKO certificate
	CCC Ex Certificate
	ATEX Certificate
	IECEx Certificate
	DNV Certificate
	UKCA Ex Certificate
	LMP 23.0563U- WPD (Rev. 0)
	CE Declaration of Conformity
	UKCA declaration of conformity
Engineering Data	Confirmation of Standards EN 45545-2_2020-10
	CAD data – STEP
User Documentation	DATA SHEET WPD 231
	StorageConditionsTerminalBlocks
	NTI WPD 231
Catalogues	Catalogues in PDF-format

WPD 231 2X95/2X95 GN

Weidmüller Interface GmbH & Co. KG
Klingenbergstraße 26
D-32758 Detmold
Germany

www.weidmueller.com

Drawings



WPD 231 2X95/2X95 GN

Weidmüller Interface GmbH & Co. KG

Klingenbergstraße 26

D-32758 Detmold

Germany

www.weidmueller.com

Accessories

Marker holder



The marker holder offer the possibility of additional mounting of standard markers with a pitch of 5 or 5.1 mm. The angled holders can be optionally snapped together and could be mounted in all standard marking channels of the Klippon® Connect modular terminal blocks. Fitting marker types could be found under the respective accessories of the designation marking holder.

General ordering data

Type	BZT 1 WS 10/5	Version
Order No.	1805490000	Accessories, Marker holder
GTIN (EAN)	4032248270231	
Qty.	100 pc(s).	
Type	BZT 1 ZA WS 10/5	Version
Order No.	1805520000	Accessories, Marker holder
GTIN (EAN)	4032248270248	
Qty.	100 pc(s).	

Socket wrench sets



Allen key made from fully hardened, high-alloy chromium-vanadium- steel, acc. to DIN ISO 2936 L (DIN 911), high-quality refined surface.

General ordering data

Type	SKS 2,0-8,0 MR	Version
Order No.	9008870000	socket wrenches
GTIN (EAN)	4032248266623	
Qty.	1 pc(s).	
Type	SK WSD-S 1,5-10,0	Version
Order No.	9008850000	Mounting tool
GTIN (EAN)	4032248266609	
Qty.	1 pc(s).	

WPD 231 2X95/2X95 GN

Weidmüller Interface GmbH & Co. KG

Klingenbergstraße 26

D-32758 Detmold

Germany

www.weidmueller.com

Accessories

Blank



The Dekafix (DEK) marker is the universal marker for all conductor and plug-in connectors as well as for electronic sub-assemblies. The system is ideal for short number sequences and covers a wide range of ready-printed markers.

Strips for fast installation in only one work step. The printing is easy to read, rich in contrast and available in various widths.

- Large range of ready-to-use markers
- Strips for fast installation
- Terminal markers, suitable for all Weidmüller cable connectors
- Available as blank MultiCard or with standard printing

For custom printing: Please send us a file of our labeling software M-Print PRO or M-Print PRO Online (without installation) for your labeling specifications.

General ordering data

Type	DEK 5/5 MC NE WS	Version
Order No.	1609801044	Dekafix, Terminal marker, 5 x 5 mm, Pitch in mm (P): 5.00
GTIN (EAN)	4008190397111	Weidmueller, white
Qty.	1,000 pc(s).	

Protective covers



Power feed-in

Our wide range of W-Series terminal blocks with our WPD main line branch terminals, which are optimised to guarantee both convenience and space gains, ensures a secure and convenient connection at the power feed-in.

General ordering data

Type	WPDPC X31 GY	Version
Order No.	2503370000	Potential distributor terminal, Light Grey
GTIN (EAN)	4050118533330	
Qty.	20 pc(s).	

Power feed-in Screw connection

W-Series

WPD 131 1X95/1X95 GY



Application range

WPD 131

95 mm²



WPD 231

95 mm²

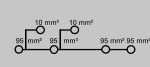


Width / Height / Depth	mm
max. current / max. conductor	A/mm ²
max. clamping range	mm ²

28 / 57 / 93
232 / 95
10...95



47 / 57 / 93
232 / 95
10...95



Technical data

Rated data		
Rated voltage	V	
Rated current	A	
for wire cross-section	95 mm ²	mm ²
	Auxiliary connection 6 mm ²	mm ²
Rated impulse withstand voltage / Pollution severity		
Overvoltage category / UL 94 flammability rating		
Approvals		
Clamped conductors (H05V/H07V)		
Solid / Stranded	95 mm ²	mm ²
	Auxiliary connection 6 mm ²	mm ²
Flexible with ferrule	95 mm ²	mm ²
	Auxiliary connection 6 mm ²	mm ²
Stripping length / Blade size	95 mm ²	mm/-
	Auxiliary connection 6 mm ²	mm/-
Tightening torque	Nm	
Note		

IEC 60947-7-1

IEC	UL	CSA	EN 60079-7
1000	1000	1000	880
232	200	200	232
95	AWG 8...3/0	AWG 8...3/0	95
6	AWG 16...8	AWG 16...8	6
8 kV / 3			
III / V-0			

Bemessungsanschluss

10...95 / 10...95
1.5...10 / 1.5...10
16...70
1.5...6
26 / M14 (SW 6)
10 / M4 (+/- PZ2)
siehe Anhang am Kapitelende

IEC 60947-7-1

IEC	UL	CSA	EN 60079-7
1000	1000	1000	880
464	200	200	232
95	AWG 8...3/0	AWG 8...3/0	95
6	AWG 16...8	AWG 16...8	6
8 kV / 3			
III / V-0			

Bemessungsanschluss

10...95 / 10...95
1.5...10 / 1.5...10
16...70
1.5...6
26 / M14 (SW 6)
10 / M4 (+/- PZ2)
siehe Anhang am Kapitelende

Ordering data

Version	
	light grey
	blue
	green
	brown
	black
Note	

Type	Qty.	Order No.
WPD 131 1X95/1X95 GY	2	2503090000
WPD 131 1X95/1X95 BL	2	2502660000
WPD 131 1X95/1X95 GN	2	2502670000
WPD 131 1X95/1X95 BN	2	2502680000
WPD 131 1X95/1X95 BK	2	2502690000

Type	Qty.	Order No.
WPD 231 2X95/2X95 GY	1	2502700000
WPD 231 2X95/2X95 BL	1	2502710000
WPD 231 2X95/2X95 GN	1	2502720000
WPD 231 2X95/2X95 BN	1	2502730000
WPD 231 2X95/2X95 BK	1	2502740000





Accessories







Protective cover	
	light grey
End bracket	
	grey
	black
Screwdriver	
	SET
Identification systems	

Type	Qty.	Order No.
WPDPC X31 GY	20	2503370000
WEW 35/2 GR 7042	100	1859200000
AEB 35 SC/1 BK	50	2475310000
SK WSD-S 1.5-10,0	1	9008850000
DEK 5/5 MC NE WS	1000	1609801044
WS 8/5 MM WS	800	2007150000



Type	Qty.	Order No.
WPDPC X31 GY	20	2503370000
WEW 35/2 GR 7042	100	1859200000
AEB 35 SC/1 BK	50	2475310000
SK WSD-S 1.5-10,0	1	9008850000
DEK 5/5 MC NE WS	1000	1609801044
WS 8/5 MM WS	800	2007150000



Conductor connection data according to IEC 60947-7-1 (Cu), UL 1059 (AL+Cu)

Input (x1) / Output (x1)	Copper		Aluminium	
				
95 mm ²	19 Nm		22,6 Nm	22,6 Nm
70 mm ²				
50 mm ²		19 Nm		
35 mm ²				
25 mm ²	14 Nm	14 Nm		
16 mm ²				
10 mm ²				
max. current with 2 x 95 mm ² (acc. to IEC)		464 A		200 A
Stripping lengths	26 mm			
Allen screw	M14 (SW 6 mm)			

Input (x1) / Output (x1)	Copper		Aluminium	
	 		 	
AWG 3/0	200Lb In.		200Lb In.	123.9Lb In.
AWG 2/0				
AWG 1/0				
AWG 2		200Lb In.		
AWG 4				
AWG 6				
AWG 8				
max. current at 1 x 95 mm ² (acc. to UL)	200 A		155 A	
Stripping lengths	26 mm			
Allen screw	M14 (SW 6 mm)			

Auxiliary connection

	Copper	
		
10 mm ²	1,2 Nm	1,2 Nm
6 mm ²		
4 mm ²		
2.5 mm ²		
1.5 mm ²		
max. current		
Stripping lengths		
screw		

	Copper	
		
AWG 8	20.3Lb In.	20.3Lb In.
AWG 10		
AWG 12		
AWG 14		
AWG 16		
max. current		
Stripping lengths		
screw		

 Stranded
  Solid
  Flexible with ferrule
  Sector shaped

Diagrams

