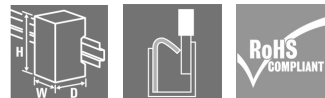


PICOPAK-CI-CO-LP-P**Weidmüller Interface GmbH & Co. KG**

Klingenbergstraße 26

D-32758 Detmold

Germany

www.weidmueller.com**Product image, Similar to illustration****PicoPak: the robust one**

- Space-saving in the control cabinet thanks to the slim 6 mm width
- Passive isolator, loop-powered at the input and output
- Increased operating temperature range: -40°C ...+70°C
- Zero and Span adjustment possible

General ordering data

Version	Signal converter/insulator, Output current loop powered, Input : 4-20 mA, Output : 4-20 mA
Order No.	2501110000
Type	PICOPAK-CI-CO-LP-P
GTIN (EAN)	4050118514704
Qty.	1 pc(s).

PICOPAK-CI-CO-LP-P

Weidmüller Interface GmbH & Co. KG

Klingenbergstraße 26

D-32758 Detmold

Germany

www.weidmueller.com

Technical data

Dimensions and weights

Depth	55 mm	Depth (inches)	2.165 inch
Height	79.4 mm	Height (inches)	3.126 inch
Width	6.1 mm	Width (inches)	0.24 inch
Net weight	47 g		

Temperatures

Storage temperature	-40 °C...85 °C	Operating temperature	-40 °C...55 °C
Humidity at operating temperature	0...95 % (no condensation)	Humidity	0...95 % (no condensation)

Probability of failure

SIL in compliance with IEC 61508	None
----------------------------------	------

Input

Input current	4...20 mA @ 6...35 V DC	Number of inputs	1
Sensor	Current source	Voltage drop, current input	≤3,5 V

Output

Cut-off frequency (-3 dB)	≥3,5 kHz	Load impedance current	≤ 600 Ω, @ max 23mA
Number of outputs	1	Output current	4...20 mA, loop-powered
Supply voltage (output)	18...32 V		

General data

Accuracy	<0.1 % of measuring range	Configuration	Potentiometer, Zero / Span
Galvanic isolation	2-way isolator	Power consumption, max.	0.85 W
Power consumption, typ.	0.55 W	Rail	TS 35
Standard	EN 61010-1, EN 61326-1, UL 61010-1:2012, 3rd Edition	Step response time	≤ 5 ms
Temperature coefficient	≤ 200 ppm/K	Voltage supply	Output loop powered

Insulation coordination

EMC standards	EN 61326-1	Galvanic isolation	2-way isolator
Insulation voltage	3.5 kV	Pollution severity	2
Rated voltage	300 V AC _{rms}	Standard	EN 61010-1, EN 61326-1, UL 61010-1:2012, 3rd Edition
Surge voltage category	II		

Connection data

Type of connection	PUSH IN	Wire connection cross section, finely stranded, min.	0.5 mm ²
Wire connection cross section, finely stranded, max.	1.5 mm ²	Wire cross-section, finely stranded, min. (AWG)	AWG 20
Wire cross-section, finely stranded, max. (AWG)	AWG 14		

PICOPAK-CI-CO-LP-P

Weidmüller Interface GmbH & Co. KG

Klingenbergstraße 26

D-32758 Detmold

Germany

www.weidmueller.com

Technical data

Classifications

ETIM 6.0	EC002653	ETIM 7.0	EC002653
ETIM 8.0	EC002653	ETIM 9.0	EC002653
ECLASS 9.0	27-21-01-20	ECLASS 9.1	27-21-01-20
ECLASS 10.0	27-21-01-20	ECLASS 11.0	27-21-01-20
ECLASS 12.0	27-21-01-20	ECLASS 13.0	27-21-01-20

Environmental Product Compliance

REACH SVHC	Lead 7439-92-1
SCIP	f814e8b7-24eb-4ad1-8545-4d3e652b59d1

Important note

Product information	The passive Isolator PicoPak-CI-CO-LP separates stand- analogue current signals. An analogue input current signal is converted linear and galvanic isolated into an analogue out- put current signal. The power supply occurs through the input and output measuring circuit. The measuring range can be adjusted if necessary via the potentiometers (Zero and Span) installed on the front.
---------------------	---

Approvals

Approvals



ROHS	Conform
UL File Number Search	UL Website
Certificate No. (cURus)	E141197
Certificate no. (cULusEX)	E223527

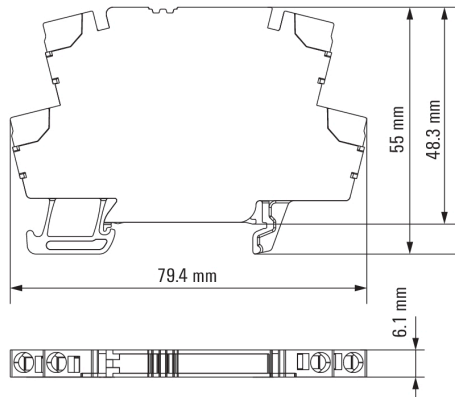
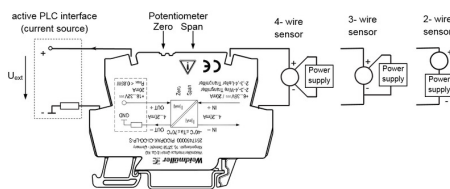
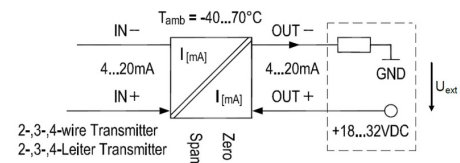
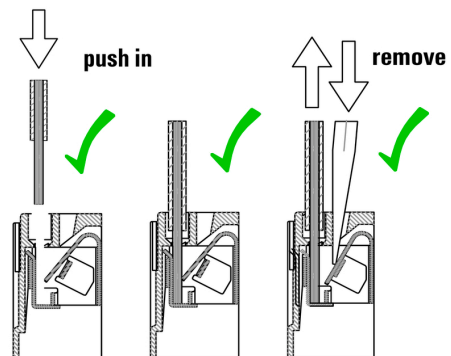
Downloads

Approval/Certificate/Document of Conformity	Application notes – UL approval Application notes – UL approval hazardous location Application notes – IECEx approval Application notes – ATEX approval Application notes – Declaration of Conformity
Engineering Data	CAD data – STEP
User Documentation	Instruction sheet
Catalogues	Catalogues in PDF-format

PICOPAK-CI-CO-LP-P

Weidmüller Interface GmbH & Co. KG
 Klingenbergstraße 26
 D-32758 Detmold
 Germany

www.weidmueller.com

Drawings
Dimensional drawing

Connection diagram

Correct handling PUSH IN connection


PICOPAK-CI-CO-LP-P

Weidmüller Interface GmbH & Co. KG

Klingenbergstraße 26

D-32758 Detmold

Germany

www.weidmueller.com

Accessories

Blank



WS markers are the perfect match for the W-series connectors. Thanks to their system compatibility, the WS tags can also be used with the I-series and the Z-series. The large marking surfaces do not only permit long character strings but also multi-line text. WS markers are ideal for labels with long, customised character strings. Thanks to the proven MultiCard format, printing with PrintJet CONNECT oder/or Plotter is possible.

- Can be fitted in strips or individually
- Markers in proven MultiCard format

For custom printing: Please send us a file of our labeling software M-Print PRO or M-Print PRO Online (without installation) for your labeling specifications.

General ordering data

Type	WS 12/6 MC NE WS	Version
Order No.	1609900000	WS, Terminal marker, 12 x 6 mm, Pitch in mm (P): 6.00 Weidmueller,
GTIN (EAN)	4008190203467	Allen-Bradley, white
Qty.	600 pc(s).	