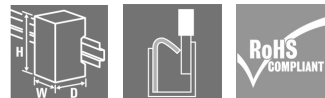


ACT20P-AI-AO-AC-P**Weidmüller Interface GmbH & Co. KG**

Klingenbergstraße 26

D-32758 Detmold

Germany

www.weidmueller.com**Similar to illustration****ACT20P: The flexible solution**

- Precise and highly functional signal converters
- Release levers simplify handling

General ordering data

Version	Signal converter/insulator, Input : I/U universal, Output : I/U universal, Signal converter/isolator, 90...264 V AC power supply
Order No.	2495700000
Type	ACT20P-AI-AO-AC-P
GTIN (EAN)	4050118505986
Qty.	1 pc(s).

ACT20P-AI-AO-AC-P

Weidmüller Interface GmbH & Co. KG

Klingenbergstraße 26

D-32758 Detmold

Germany

www.weidmueller.com

Technical data

Dimensions and weights

Depth	113.7 mm	Depth (inches)	4.476 inch
Height	127.1 mm	Height (inches)	5.004 inch
Width	12.5 mm	Width (inches)	0.492 inch
Net weight	187 g		

Temperatures

Storage temperature	-25 °C...70 °C	Operating temperature	-20 °C...60 °C
Humidity at operating temperature	0...95 % (no condensation)	Humidity	10...90 %, no condensation

Probability of failure

SIL in compliance with IEC 61508	None
----------------------------------	------

Input

Input current	configurable, 0-22 mA (min. measurement range 4 mA)	Input resistance, current	100 Ω
Input resistance, voltage	≥ 1 MΩ	Input voltage	configurable, 0-11 V (min. measurement range 2 V)
Number of inputs	1	Resolution	3.5 μA / 1.76 mV per bit
Sensor supply	24 V DC		

Output

Load impedance current	1 kΩ @ 20 mA	Number of outputs	1
Offset voltage	≤ 20 mV	Output current	Adjustable, 0...22 mA, Output range, min, 4 mA
Output voltage, note	Adjustable, 0...11 V, Output range, min, 2 V	Type	active, connected control must be passive
load impedance voltage	> 600 Ω @ 10 V		

Output (digital)

Max. switching voltage, AC	0 V
----------------------------	-----

Output (analogue)

Output current	Adjustable, 0...22 mA, Output range, min, 4 mA
----------------	--

General data

Configuration	DIP switch, Keys and LED display, with reference voltage/current sources	Galvanic isolation	3-way isolator, between input/output/supply
Linearity	<± 0.1 % of signal range, Typ. ± 0.05 % of signal range	Power consumption, typ.	3 W
Rail	TS 35	Step response time	350 ms
Temperature coefficient	<0.05 % / °C	Voltage supply	90...264 V AC, 47 to 63 Hz

ACT20P-AI-AO-AC-P

Weidmüller Interface GmbH & Co. KG

Klingenbergstraße 26

D-32758 Detmold

Germany

www.weidmueller.com

Technical data

Insulation coordination

EMC standards	EN 61326-1	Galvanic isolation	3-way isolator, between input/output/supply
Impulse withstand voltage	4 kV (1.2/50 µs)	Insulation voltage	2 kV inputs / outputs
Pollution severity	2	Surge voltage category	III

Connection data

Type of connection	PUSH IN	Wire connection cross section AWG, min.	AWG 26
Wire connection cross section AWG, max.	AWG 14	Wire cross-section, solid, min.	0.2 mm ²
Wire cross-section, solid, max.	2.5 mm ²	Wire connection cross section, finely stranded, min.	0.2 mm ²
Wire connection cross section, finely stranded, max.	2.5 mm ²	Wire connection cross-section, finely stranded with wire-end ferrules DIN 46228/4, min.	0.2 mm ²
Wire connection cross-section, finely stranded with wire-end ferrules DIN 46228/4, max.	2.5 mm ²		

Classifications

ETIM 6.0	EC002653	ETIM 7.0	EC002653
ETIM 8.0	EC002653	ETIM 9.0	EC002653
ECLASS 9.0	27-21-01-20	ECLASS 9.1	27-21-01-20
ECLASS 10.0	27-21-01-20	ECLASS 11.0	27-21-01-20
ECLASS 12.0	27-21-01-20	ECLASS 13.0	27-21-01-20

Environmental Product Compliance

REACH SVHC	Lead 7439-92-1
SCIP	2f6dd957-421a-46db-a0c2-cf1609156924

Important note

Product information	<p>The universally configurable DC isolating amplifier ACT20P-AI-AO-DC/AC-x isolates and converts analogue signals.</p> <p>An analogue input signal (current or voltage) is linearly converted into an analogue output signal (current or voltage) and galvanically isolated.</p> <p>The power supply is galvanically isolated from input and output (3-way isolation).</p> <p>Features</p> <ul style="list-style-type: none"> • Universally configurable via DIP switches and operating buttons • Active or passive signal input • Front LED indicates operation status • 3-way galvanic isolation between input, output and power supply
---------------------	---

Approvals

Approvals



ROHS

Conform

ACT20P-AI-AO-AC-P

Weidmüller Interface GmbH & Co. KG

Klingenbergstraße 26

D-32758 Detmold

Germany

www.weidmueller.com

Technical data

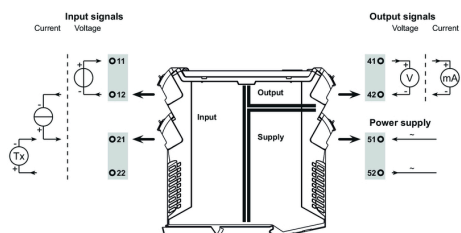
Downloads

Engineering Data	CAD data – STEP
User Documentation	Instruction sheet
Catalogues	Catalogues in PDF-format

ACT20P-AI-AO-AC-P

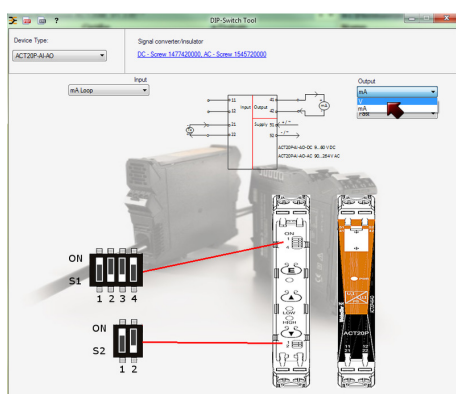
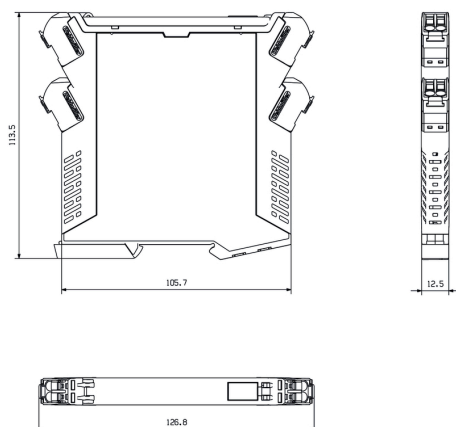
Weidmüller Interface GmbH & Co. KG
 Klingenbergstraße 26
 D-32758 Detmold
 Germany

www.weidmueller.com

Drawings
Connection diagram

Type codes

Input			Output				
Input range	DIP switch S2		DIP switch S1				
	1	2	1	2	3	4	
current	■		■				■
voltage		■		■			
filtered response					■		
fast response						■	

■ = ON

Dimensioned drawing

PUSH IN technology
