

**DRIKIT 24VDC 2CO LD/PB****Weidmüller Interface GmbH & Co. KG**

Klingenbergstraße 26

D-32758 Detmold

Germany

[www.weidmueller.com](http://www.weidmueller.com)**Product image**

- Mounted kit consisting relay, socket and retaining clip
- 100 % function tested
- 100 % check of the dielectric strenght between input - output
- 2 CO contacts
- Optional with mechanical status indicator
- Optional Test button with coloured identification of coils (AC red / DC blue)
- Bright status LED (AC coil: red / DC coil: green)

**General ordering data**

Version	D-SERIES DRI, Relay module, Number of contacts: 2, CO contact AgSnO, Rated control voltage: 24 V DC, Continuous current: 5 A, Screw connection, Test button available: Yes
Order No.	<a href="#">2476890000</a>
Type	DRIKIT 24VDC 2CO LD/PB
GTIN (EAN)	4050118497113
Qty.	10 pc(s).
Relevant base	<a href="#">7760056351</a>
Relevant relay	<a href="#">7760056340</a>

Creation date May 4, 2024 7:30:42 PM CEST

Catalogue status 20.04.2024 / We reserve the right to make technical changes.

**DRIKIT 24VDC 2CO LD/PB****Weidmüller Interface GmbH & Co. KG**

Klingenbergstraße 26

D-32758 Detmold

Germany

www.weidmueller.com

**Technical data****Dimensions and weights**

Depth	68 mm	Depth (inches)	2.677 inch
Height	80.2 mm	Height (inches)	3.157 inch
Width	15.8 mm	Width (inches)	0.622 inch
Net weight	64 g		

**Temperatures**

Storage temperature	-40 °C...85 °C	Operating temperature	-40 °C...55 °C
Humidity	35...85 % rel. humidity, no condensation		

**Control side**

Rated control voltage	24 V DC	Rated current DC	21,8 mA
Power rating	530 mW	Coil resistance	1100 Ω ± 10 %
Coil tolerance	10 %	Status indicator	Green LED
Protective circuit	Free-wheeling diode		

**Load side**

Rated switching voltage	250 V AC	Continuous current	5 A
Max. switching frequency at rated load	0.1 Hz	Max. switching voltage, AC	250 V
Max. switching voltage, DC	250 V	AC switching capacity (resistive), max.	1250 VA
DC switching capacity (resistive), max.	150 W @ 24 V	Switch-on delay	≤ 15 ms
Switch-off delay	≤ 10 ms	Contact type	2 CO contact (AgSnO)
Mechanical service life	10 x 10 <sup>6</sup> switching cycles	Min. switching power	10 mA @ 24 V, 10 mA @ 12 V, 100 mA @ 5 V

**General data**

Rail	TS 35	
Test button available	Yes	
Version of test button	Lockable test button, Momentary test button	
Mechanical switch position indicator	No	
Colour	black	
UL94 flammability rating component	Component	Housing
	UL94 flammability rating	V-2
	Component	Mounting foot
	UL94 flammability rating	HB
	Component	Retaining clip
	UL94 flammability rating	HB
	Component	Relay cover
	UL94 flammability rating	V-2
	Component	Relay baseplate
	UL94 flammability rating	V-0
	Component	Relay test button
	UL94 flammability rating	HB

**DRIKIT 24VDC 2CO LD/PB****Weidmüller Interface GmbH & Co. KG**

Klingenbergstraße 26

D-32758 Detmold

Germany

www.weidmueller.com

**Technical data****Insulation coordination**

Rated voltage	250 V	Pollution severity	2
Surge voltage category	III	Insulating material group	IIIb
Clearance and creepage distances for control side - load side	≥ 3 mm	Dielectric strength for control side - load side	4 kV <sub>eff</sub> / 1 min
Dielectric strength of neighbouring contacts	1.5 kV <sub>eff</sub> / 1 min.	Dielectric strength of open contact	1 kV <sub>eff</sub> / 1 min
Impulse withstand voltage	4.8 kV (1.2/50 µs)	Protection degree	IP20

**Further details of approvals / standards**

Certificate no. (cURus) relay	E312083	Certificate no. (cURus) base	E355547
-------------------------------	---------	------------------------------	---------

**Connection data**

Wire connection method	Screw connection	Stripping length, rated connection	8 mm
Tightening torque, min.	0.5 Nm	Tightening torque, max.	0.8 Nm
Clamping range, rated connection	1.5 mm <sup>2</sup>	Clamping range, min.	0.25 mm <sup>2</sup>
Clamping range, max.	4 mm <sup>2</sup>	Wire cross-section, solid, min.	0.25 mm <sup>2</sup>
Wire cross-section, solid, max.	4 mm <sup>2</sup>	Wire connection cross section, finely stranded, min.	0.25 mm <sup>2</sup>
Wire connection cross section, finely stranded, max.	4 mm <sup>2</sup>	Wire connection cross-section, finely stranded with wire-end ferrules DIN 46228/4, min.	0.25 mm <sup>2</sup>
Wire connection cross-section, finely stranded with wire-end ferrules DIN 46228/4, max.	4 mm <sup>2</sup>	Conductor cross-section, flexible, AEH (DIN 46228-1), min.	0.25 mm <sup>2</sup>
Conductor cross-section, flexible, AEH (DIN 46228-1), max.	4 mm <sup>2</sup>	Blade size	size PH1

**Classifications**

ETIM 6.0	EC001437	ETIM 7.0	EC001437
ETIM 8.0	EC001437	ETIM 9.0	EC001437
ECLASS 9.0	27-37-16-01	ECLASS 9.1	27-37-16-01
ECLASS 10.0	27-37-16-01	ECLASS 11.0	27-37-16-01
ECLASS 12.0	27-37-16-01	ECLASS 13.0	27-37-16-01

**Environmental Product Compliance**

REACH SVHC	Lead 7439-92-1
SCIP	611f3393-31e7-4ef5-8360-95619a629f27

**Approvals**

Approvals



ROHS	Conform
------	---------

## DRIKIT 24VDC 2CO LD/PB

**Weidmüller Interface GmbH & Co. KG**  
Klingenbergstraße 26  
D-32758 Detmold  
Germany

[www.weidmueller.com](http://www.weidmueller.com)

# Technical data

## Downloads

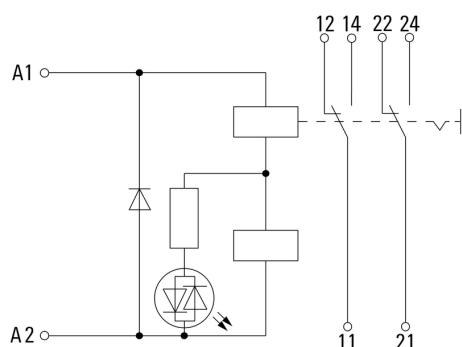
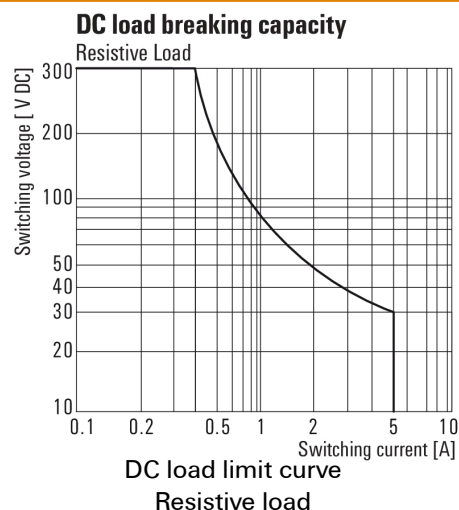
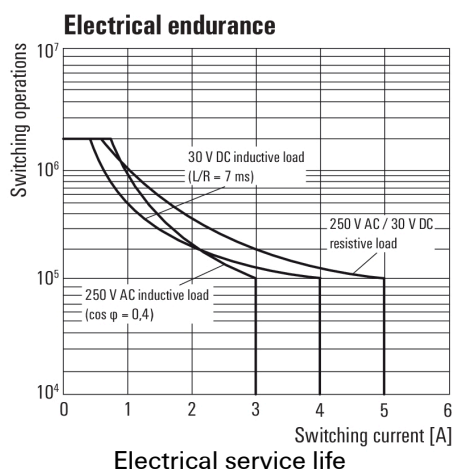
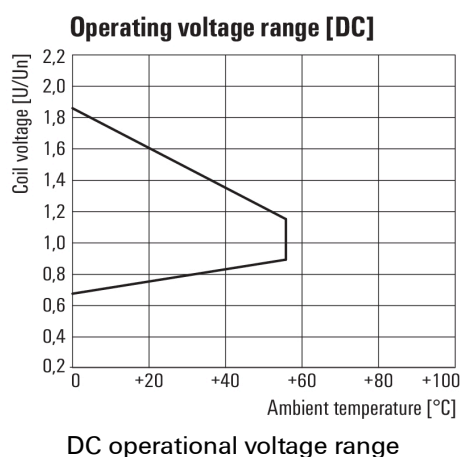
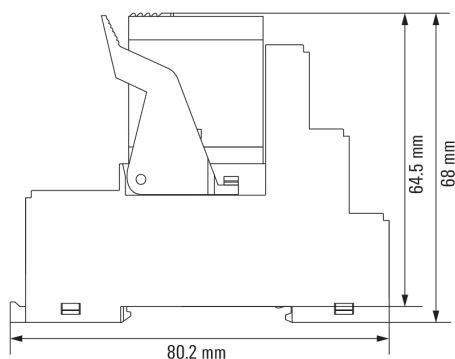
Approval/Certificate/Document of Conformity	<a href="#">EU Konformitätserklärung / EU Declaration of Conformity</a>
Engineering Data	<a href="#">CAD data – STEP</a>
Engineering Data	<a href="#">Zuken E3.S</a>
Product Change Notification	<a href="#">20210401 Product Change Notification D-SERIES DRI KITs - status indicator</a>
Catalogues	<a href="#">Catalogues in PDF-format</a>

**DRIKIT 24VDC 2CO LD/PB**
**Weidmüller Interface GmbH & Co. KG**

Klingenbergstraße 26

D-32758 Detmold

Germany

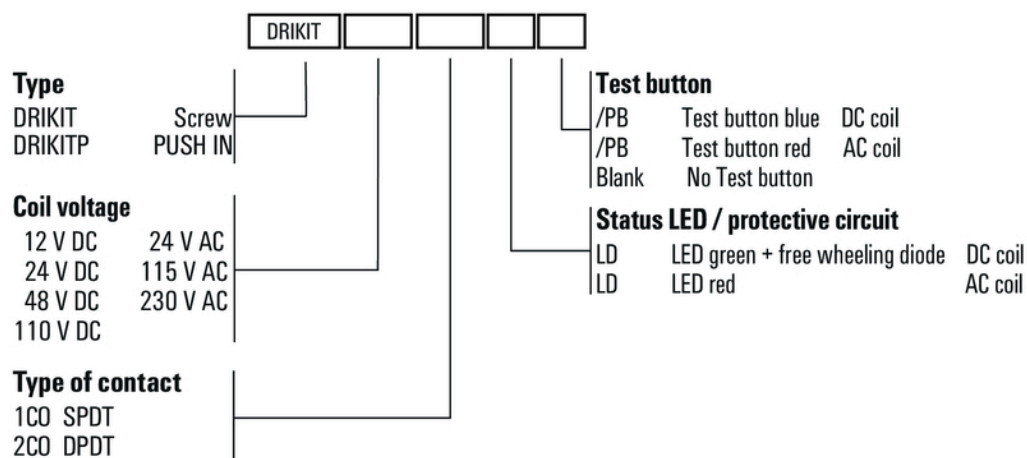
[www.weidmueller.com](http://www.weidmueller.com)
**Drawings**
**Wiring diagram**

**Graph**

**Graph**

**Graph**

**Dimensional drawing**


**DRIKIT 24VDC 2CO LD/PB****Weidmüller Interface GmbH & Co. KG**

Klingenbergstraße 26

D-32758 Detmold

Germany

[www.weidmueller.com](http://www.weidmueller.com)**Drawings****Miscellaneous**

Type codes