


**AFS 2.5 CF 2C BK****Weidmüller Interface GmbH & Co. KG**

Klingenbergstraße 26

D-32758 Detmold

Germany

[www.weidmueller.com](http://www.weidmueller.com)**Product image**

In some applications it is useful to protect the feed through connection with a separate fuse. Fuse terminal blocks are made up of one terminal block bottom section with a fuse insertion carrier. The fuses vary from pivoting fuse levers and pluggable fuse holders to screwable closures and flat plug-in fuses.

**General ordering data**

Version	Fuse terminal, PUSH IN, 2.5 mm <sup>2</sup> , 400 V, 10 A, black
Order No.	<a href="#">2466530000</a>
Type	AFS 2.5 CF 2C BK
GTIN (EAN)	4050118480825
Qty.	50 pc(s).

## AFS 2.5 CF 2C BK

Weidmüller Interface GmbH &amp; Co. KG

Klingenbergstraße 26

D-32758 Detmold

Germany

www.weidmueller.com

## Technical data

## Dimensions and weights

Depth	37.65 mm	Depth (inches)	1.482 inch
Depth including DIN rail	38.4 mm	Height	77.5 mm
Height (inches)	3.051 inch	Width	5.1 mm
Width (inches)	0.201 inch	Net weight	9.124 g

## Temperatures

Storage temperature	-25 °C...55 °C	Continuous operating temp., min.	-60 °C
Continuous operating temp., max.	130 °C		

## Material data

Material	Wemid	Colour	black
----------	-------	--------	-------

## System specifications

Version	Without LED	End cover plate required	Yes
Number of potentials	1	Number of levels	1
Number of clamping points per level	2	Number of potentials per tier	1
PE connection	No	Rail	TS 35
N-function	No	PE function	No
PEN function	No		

## Additional technical data

Open sides	right	Snap-on	No
Type of fixing	Snap-on	Type of mounting	TS 35
With snap-in pegs	No		

## CSA rating data

Certificate No. (CSA)	200039-70089609	Current size B (CSA)	16 A
Current size C (CSA)	16 A	Voltage size B (CSA)	300 V
Voltage size C (CSA)	300 V	Wire cross section max. (CSA)	12 AWG
Wire cross section min. (CSA)	28 AWG		

## Conductors for clamping (additional connection)

Connection type, additional connection PUSH IN

## Conductors for clamping (rated connection)

Blade size	0.6 x 3.5 mm
Clamping range, max.	4 mm <sup>2</sup>
Clamping range, min.	0.14 mm <sup>2</sup>
Connection cross-section, stranded, max.	2.5 mm <sup>2</sup>
Connection cross-section, stranded, min.	0.5 mm <sup>2</sup>
Connection direction	top
Gauge to IEC 60947-1	A3
Number of connections	2
Stripping length	10 mm

## AFS 2.5 CF 2C BK

Weidmüller Interface GmbH &amp; Co. KG

Klingenbergstraße 26

D-32758 Detmold

Germany

www.weidmueller.com

## Technical data

Tube length for twin wire-end ferrule	Tube length	max.	12 mm
		min.	8 mm
	Cross-section for conductor connection	min.	0.5 mm <sup>2</sup>
		max.	0.75 mm <sup>2</sup>
Tube length for wire-end ferrule with plastic collar DIN 46228/4	Cross-section for conductor connection	min.	0.34 mm <sup>2</sup>
		max.	0.14 mm <sup>2</sup>
	Tube length	max.	6 mm
		min.	8 mm
	Cross-section for conductor connection	min.	1 mm <sup>2</sup>
		max.	0.5 mm <sup>2</sup>
	Tube length	max.	6 mm
		min.	12 mm
	Cross-section for conductor connection	min.	2.5 mm <sup>2</sup>
		max.	1.5 mm <sup>2</sup>
	Tube length	max.	8 mm
		min.	12 mm
Tube length for wire-end ferrule without plastic collar DIN 46228/1	Tube length	nominal	5 mm
	Cross-section for conductor connection	nominal	0.25 mm <sup>2</sup>
	Tube length	max.	10 mm
		min.	6 mm
	Cross-section for conductor connection	min.	0.5 mm <sup>2</sup>
		max.	1 mm <sup>2</sup>
	Tube length	max.	12 mm
		min.	7 mm
	Cross-section for conductor connection	min.	1.5 mm <sup>2</sup>
		max.	4 mm <sup>2</sup>
Twin wire-end ferrules, max.	0.75 mm <sup>2</sup>		
Twin wire-end ferrules, min.	0.5 mm <sup>2</sup>		
Type of connection	PUSH IN		
Type of connection 2	PUSH IN		
Wire connection cross section AWG, max.	AWG 12		
Wire connection cross section AWG, min.	AWG 28		
Wire connection cross section, finely stranded, max.	2.5 mm <sup>2</sup>		
Wire connection cross section, finely stranded, min.	0.5 mm <sup>2</sup>		
Wire connection cross-section, finely stranded with wire-end ferrules DIN 46228/1, max.	2.5 mm <sup>2</sup>		
Wire connection cross-section, finely stranded with wire-end ferrules DIN 46228/1, min.	0.5 mm <sup>2</sup>		
Wire connection cross-section, finely stranded with wire-end ferrules DIN 46228/4, max.	2.5 mm <sup>2</sup>		
Wire connection cross-section, finely stranded with wire-end ferrules DIN 46228/4, min.	0.5 mm <sup>2</sup>		
Wire connection cross-section, solid core, max.	2.5 mm <sup>2</sup>		
Wire connection cross-section, solid core, min.	0.5 mm <sup>2</sup>		

## Fuse terminals

Cartridge fuse	mini fuse	Fuse holder (cartridge holder)	Pivoting
Leakage current, max.	0.5 mA		

Creation date May 8, 2024 9:34:59 PM CEST

## AFS 2.5 CF 2C BK

Weidmüller Interface GmbH &amp; Co. KG

Klingenbergstraße 26

D-32758 Detmold

Germany

www.weidmueller.com

## Technical data

## General

Rail	TS 35	Standards	In accordance with IEC 60947-7-3
Wire connection cross section AWG, max.	AWG 12	Wire connection cross section AWG, min.	AWG 28

## Rating data

Rated cross-section	2.5 mm <sup>2</sup>	Rated voltage	400 V
Rated voltage to adjoining terminal	500 V	Rated DC voltage	400 V
Rated current	10 A	Current at maximum wires	10 A
Standards	In accordance with IEC 60947-7-3	Volume resistance according to IEC 60947-7-x	1.33 mΩ
Power loss in accordance with IEC 60947-7-x	0.77 W	Pollution severity	3
Surge voltage category	III		

## UL rating data

Certificate No. (cURus)	E60693	Conductor size Factory wiring max. (cURus)	12 AWG
Conductor size Factory wiring min. (cURus)	28 AWG	Conductor size Field wiring max. (cURus)	12 AWG
Conductor size Field wiring min. (cURus)	28 AWG	Current size B (cURus)	16 A
Current size C (cURus)	16 A	Current size D (cURus)	10 A
Voltage size B (cURus)	300 V	Voltage size C (cURus)	300 V
Voltage size D (cURus)	300 V		

## Classifications

ETIM 6.0	EC000899	ETIM 7.0	EC000899
ETIM 8.0	EC000899	ETIM 9.0	EC000899
ECLASS 9.0	27-14-11-16	ECLASS 9.1	27-14-11-16
ECLASS 10.0	27-14-11-16	ECLASS 11.0	27-14-11-16
ECLASS 12.0	27-14-11-16	ECLASS 13.0	27-25-01-13

## Important note

Product information	The voltage depends on the selected fuse element or the selected indicator light
---------------------	--

## Approvals

Approvals



UL File Number Search	UL Website
Certificate No. (cURus)	E60693

## AFS 2.5 CF 2C BK

**Weidmüller Interface GmbH & Co. KG**  
Klingenbergstraße 26  
D-32758 Detmold  
Germany

[www.weidmueller.com](http://www.weidmueller.com)

## Technical data

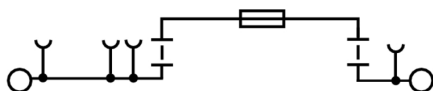
### Downloads

Approval/Certificate/Document of Conformity	<a href="#">DE PT0102 2017 1010 040 ISSUE01.pdf</a> <a href="#">DNVGL certificate</a> <a href="#">UKCA declaration of conformity</a>
Engineering Data	<a href="#">CAD data – STEP</a>
Tender specification	<a href="#">Klippon® Connect 2466530000 EN</a> <a href="#">Klippon® Connect 2466530000 DE</a>
User Documentation	<a href="#">StorageConditionsTerminalBlocks</a> <a href="#">User Manual AFS</a>
Catalogues	<a href="#">Catalogues in PDF-format</a>

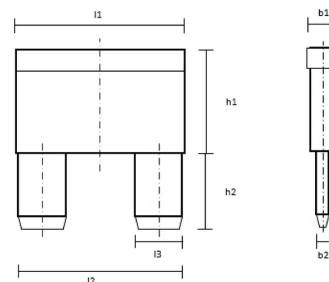
**AFS 2.5 CF 2C BK**

**Weidmüller Interface GmbH & Co. KG**  
Klingenbergstraße 26  
D-32758 Detmold  
Germany

[www.weidmueller.com](http://www.weidmueller.com)

**Drawings**

DIN 72581-3:2001-03



b1	b2	h1	h2	l1	l2	l3
mm	mm	mm	mm	mm	mm	mm
4	0.82	9	7.5	12	10.9	2.8