

WGKV 25 GY BX**Weidmüller Interface GmbH & Co. KG**

Klingenbergstraße 26

D-32758 Detmold

Germany

www.weidmueller.com**Product image**

Similar to illustration

The WGK finger-proof-insulated enclosures are especially suitable as industrial electronic enclosures for frequency converters, power supplies or filter components which offer a convenient and reliable form of connection internally and externally. To match the wire guides to the installation requirements in the best possible way, Weidmüller offers two versions with horizontal (WGK) and vertical (WGKV) outlet directions.

General ordering data

| | |
|--------------|--|
| Version | OMNIMATE Power - series WGK, Feed-through terminal, Rated cross-section: 25 mm ² , Wemid (PA) |
| Order No. | 2444820000 |
| Type | WGKV 25 GY BX |
| GTIN (EAN) | 4050118494112 |
| Qty. | 25 pc(s). |
| Product data | IEC: 690 V / 101 A / 6 - 35 mm ² UL: 600 V / 100 A / AWG 10 - AWG 3 |
| Packaging | Box |

Creation date May 5, 2024 1:51:22 AM CEST

Catalogue status 20.04.2024 / We reserve the right to make technical changes.

WGKV 25 GY BX

Weidmüller Interface GmbH & Co. KG

Klingenbergstraße 26

D-32758 Detmold

Germany

www.weidmueller.com

Technical data

Dimensions and weights

| | |
|------------|---------|
| Net weight | 67.08 g |
|------------|---------|

System parameters

| | | | |
|----------------------------|-----------------------------|--|------------------|
| Product family | OMNIMATE Power - series WGK | Wire connection method | Screw connection |
| Conductor outlet direction | 90°/270° | Fitted by customer | No |
| Screwdriver blade | 1.2 x 6.5 | Tightening torque, min. | 4 Nm |
| Tightening torque, max. | 4.5 Nm | Clamping screw | M 6 |
| Stripping length | 18 mm | Touch-safe protection acc. to DIN VDE 0470 | IP 20 |
| Protection degree | IP20 | | |

Material data

| | | | |
|---------------------------------------|------------|---------------------------------------|--------|
| Insulating material | Wemid (PA) | Colour | grey |
| Colour chart (similar) | RAL 7035 | UL 94 flammability rating | V-0 |
| Contact material | Cu-alloy | Contact surface | tinned |
| Storage temperature, min. | -40 °C | Storage temperature, max. | 70 °C |
| Operating temperature, min. | -50 °C | Operating temperature, max. | 120 °C |
| Temperature range, installation, min. | -25 °C | Temperature range, installation, max. | 120 °C |

Conductors suitable for connection

| | |
|---|--------------------|
| Clamping range, min. | 4 mm ² |
| Clamping range, max. | 35 mm ² |
| Wire connection cross section AWG, min. | AWG 10 |
| Wire connection cross section AWG, max. | AWG 3 |
| Solid, min. H05(07) V-U | 6 mm ² |
| Solid, max. H05(07) V-U | 16 mm ² |
| Stranded, min. H07V-R | 10 mm ² |
| Stranded, max. H07V-R | 35 mm ² |
| Flexible, min. H05(07) V-K | 10 mm ² |
| Flexible, max. H05(07) V-K | 25 mm ² |
| w. wire end ferrule, DIN 46228 pt 1, min. | 4 mm ² |
| w. wire end ferrule, DIN 46228 pt 1, max. | 25 mm ² |

WGKV 25 GY BX

Weidmüller Interface GmbH & Co. KG

Klingenbergstraße 26

D-32758 Detmold

Germany

www.weidmueller.com

Technical data

| | | | | |
|---------------------|--|------------------------------|--------------------------|-------|
| Clampable conductor | Cross-section for conductor connection | Type | fine-wired | |
| | | nominal | 4 mm ² | |
| | wire end ferrule | Stripping length | nominal | 18 mm |
| | | Recommended wire-end ferrule | H4.0/18 | |
| | Cross-section for conductor connection | Type | fine-wired | |
| | | nominal | 6 mm ² | |
| | wire end ferrule | Stripping length | nominal | 18 mm |
| | | Recommended wire-end ferrule | H6.0/18 | |
| | Cross-section for conductor connection | Type | fine-wired | |
| | | nominal | 10 mm ² | |
| | wire end ferrule | Stripping length | nominal | 18 mm |
| | | Recommended wire-end ferrule | H10.0/18 | |
| | Cross-section for conductor connection | Type | fine-wired | |
| | | nominal | 16 mm ² | |
| | wire end ferrule | Stripping length | nominal | 18 mm |
| | | Recommended wire-end ferrule | H16.0/18 | |

Reference text Length of ferrules is to be chosen depending on the product and the rated voltage., The outside diameter of the plastic collar should not be larger than the pitch (P)


Rated data acc. to IEC

| | | | |
|---|-------------|--|-------|
| tested acc. to standard | IEC 60664-1 | Rated current, min. number of poles (Tu=20°C) | 101 A |
| Rated current, max. number of poles (Tu=20°C) | 101 A | Rated voltage for surge voltage class / pollution degree III/3 | 690 V |
| Rated impulse voltage for surge voltage class/ contamination degree III/3 | 6 kV | | |

Rated data acc. to CSA

| | | | |
|-----------------------------------|--------|-----------------------------------|-------|
| Rated voltage (Use group B / CSA) | 600 V | Rated voltage (Use group C / CSA) | 600 V |
| Rated current (Use group B / CSA) | 100 A | Rated current (Use group C / CSA) | 100 A |
| Wire cross-section, AWG, min. | AWG 10 | Wire cross-section, AWG, max. | AWG 3 |

Rated data acc. to UL 1059

| | | | |
|---------------------------------------|---|---------------------------------------|--------|
| Institute (cURus) |  | Certificate No. (cURus) | E60693 |
| Rated voltage (Use group B / UL 1059) | 600 V | Rated voltage (Use group C / UL 1059) | 600 V |
| Rated current (Use group B / UL 1059) | 100 A | Rated current (Use group C / UL 1059) | 100 A |
| Wire cross-section, AWG, min. | AWG 10 | Wire cross-section, AWG, max. | AWG 3 |
| Reference to approval values | Specifications are maximum values, details - see approval certificate. | | |

Packing

| | | | |
|-----------|--------|------------|--------|
| Packaging | Box | VPE length | 295 mm |
| VPE width | 136 mm | VPE height | 61 mm |

WGKV 25 GY BX

Weidmüller Interface GmbH & Co. KG

Klingenbergstraße 26

D-32758 Detmold

Germany

www.weidmueller.com

Technical data

Classifications

| | | | |
|-------------|-------------|-------------|-------------|
| ETIM 6.0 | EC001283 | ETIM 7.0 | EC001283 |
| ETIM 8.0 | EC001283 | ETIM 9.0 | EC001283 |
| ECLASS 9.0 | 27-14-11-34 | ECLASS 9.1 | 27-14-11-34 |
| ECLASS 10.0 | 27-14-11-34 | ECLASS 11.0 | 27-14-11-34 |
| ECLASS 12.0 | 27-14-11-34 | ECLASS 13.0 | 27-14-11-34 |

Important note

Notes

- Clearance and creepage distances to other components must be devised in accordance with the relevant application standard. This can be achieved in the device by full encapsulation or by the use of additional spacer plates.
- Rated data refer only to the component itself. Clearance and creepage distances to other components are to be designed in accordance with the relevant application standards.
- Colours: SW = black; GN/YL = green/yellow; GY = grey
- Additional variants on request
- WGK: Rated voltage plastic walls: 1 - 6 mm = 800 V; metal walls: 1 - 4 mm = 800 V; metal walls: 4 - 6 mm = 690 V
- WGKV: Rated voltage plastic walls: 1 - 6 mm = 800 V; metal walls: 1 - 4 mm = 800 V; metal walls: 4 - 6 mm = 690 V
- WGK...VP: Rated voltage plastic walls: 1 - 6 mm = 800 V; metal walls: 1 - 2.5 mm = 800 V; metal walls: 2.5 - 4 mm = 690 V; metal walls: 4 - 6 mm = 500 V
- Wire-end ferrules are mandatory for stranded wires with more than 19 strands.
- Long term storage of the product with average temperature of 50 °C and maximum humidity 70%, 36 months

Approvals

Approvals



| | |
|-------------------------|------------|
| ROHS | Conform |
| UL File Number Search | UL Website |
| Certificate No. (cURus) | E60693 |

WGKV 25 GY BX

Weidmüller Interface GmbH & Co. KG
Klingenbergstraße 26
D-32758 Detmold
Germany

www.weidmueller.com

Technical data

Downloads

| | |
|--|---|
| Approval/Certificate/Document of Con- formity | Declaration of the Manufacturer |
| Engineering Data | CAD data – STEP |
| Catalogues | Catalogues in PDF-format |
| Brochures | FL DRIVES EN MB DEVICE MANUF. EN FL DRIVES DE FL_BASE_STATION_EN FL ELEVATOR EN FL POWER SUPPLY EN FL 72H SAMPLE SER EN PO OMNIMATE EN |

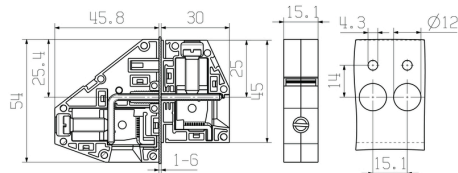
WGKV 25 GY BX

Weidmüller Interface GmbH & Co. KG
Klingenbergstraße 26
D-32758 Detmold
Germany

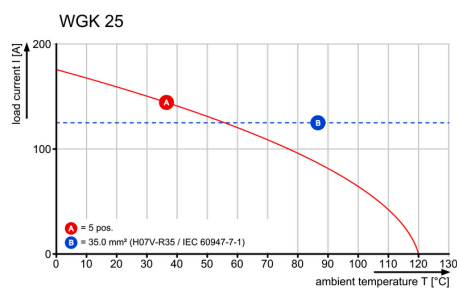
www.weidmueller.com

Drawings

Dimensional drawing



Derating curve



WGKV 25 GY BX

Weidmüller Interface GmbH & Co. KG

Klingenbergstraße 26

D-32758 Detmold

Germany

www.weidmueller.com

Accessories

Accessories




Integrate, expand and customise: the perfect supplement to every application.

Universal system accessories enable easy adaptation of the interfaces to fulfil specific requirements for the relevant application.

General ordering data

| Type | DP WGK 25 BK BX | Version | Product data |
|------------|----------------------------|--|--------------|
| Order No. | 1250590000 | OMNIMATE Power - series WGK, Feed-through terminal | UL: |
| GTIN (EAN) | 4050118041637 | | |
| Qty. | 50 pc(s). | | |
| Type | DP WGK 25 GY BX | Version | Product data |
| Order No. | 1936710000 | OMNIMATE Power - series WGK, Feed-through terminal | UL: |
| GTIN (EAN) | 4032248664788 | | |
| Qty. | 50 pc(s). | | |

Slotted screwdriver



VDE insulated slot-head screwdriver, SDI DIN 7437, ISO 2380/2, drive output acc. to DIN 5264, ISO 2380/1. SoftFinish grip

General ordering data

| Type | SDIS 1.2X6.5X150 | Version |
|------------|----------------------------|---|
| Order No. | 2749860000 | Screwdriver, Blade width (B): 6.5 mm, Blade length: 150 mm, Blade |
| GTIN (EAN) | 4050118897067 | thickness (A): 1.2 mm |
| Qty. | 1 pc(s). | |

WGKV 25 GY BX

Weidmüller Interface GmbH & Co. KG

Klingenbergstraße 26

D-32758 Detmold

Germany

www.weidmueller.com

Accessories

Blank



The Dekafix (DEK) marker is the universal marker for all conductor and plug-in connectors as well as for electronic sub-assemblies. The system is ideal for short number sequences and covers a wide range of ready-printed markers.

Strips for fast installation in only one work step. The printing is easy to read, rich in contrast and available in various widths.

- Large range of ready-to-use markers
- Strips for fast installation
- Terminal markers, suitable for all Weidmüller cable connectors
- Available as blank MultiCard or with standard printing

For custom printing: Please send us a file of our labeling software M-Print PRO or M-Print PRO Online (without installation) for your labeling specifications.

General ordering data

| | | |
|------------|----------------------------|---|
| Type | DEK 5/8 MC NE WS | Version |
| Order No. | 1856740000 | Dekafix, Terminal marker, 5 x 8 mm, Pitch in mm (P): 8.00 |
| GTIN (EAN) | 4032248400850 | Weidmueller, white |
| Qty. | 800 pc(s). | |

Blank



The Dekafix (DEK) marker is the universal marker for all conductor and plug-in connectors as well as for electronic sub-assemblies. The system is ideal for short number sequences and covers a wide range of ready-printed markers.

Strips for fast installation in only one work step. The printing is easy to read, rich in contrast and available in various widths.

- Large range of ready-to-use markers
- Strips for fast installation
- Terminal markers, suitable for all Weidmüller cable connectors
- Available as blank MultiCard or with standard printing

For custom printing: Please send us a file of our labeling software M-Print PRO or M-Print PRO Online (without installation) for your labeling specifications.

General ordering data

| | | |
|------------|----------------------------|---|
| Type | DEK 5/5 MC NE WS | Version |
| Order No. | 1609801044 | Dekafix, Terminal marker, 5 x 5 mm, Pitch in mm (P): 5.00 |
| GTIN (EAN) | 4008190397111 | Weidmueller, white |
| Qty. | 1,000 pc(s). | |

WGKV 25 GY BX**Weidmüller Interface GmbH & Co. KG**

Klingenbergstraße 26

D-32758 Detmold

Germany

www.weidmueller.com**Accessories****Blank**

The Dekafix (DEK) marker is the universal marker for all conductor and plug-in connectors as well as for electronic sub-assemblies. The system is ideal for short number sequences and covers a wide range of ready-printed markers.

Strips for fast installation in only one work step. The printing is easy to read, rich in contrast and available in various widths.

- Large range of ready-to-use markers
- Strips for fast installation
- Terminal markers, suitable for all Weidmüller cable connectors
- Available as blank MultiCard or with standard printing

For custom printing: Please send us a file of our labeling software M-Print PRO or M-Print PRO Online (without installation) for your labeling specifications.

General ordering data

| | | |
|------------|----------------------------|---|
| Type | DEK 5/6 MC NE WS | Version |
| Order No. | 1609820000 | Dekafix, Terminal marker, 5 x 6 mm, Pitch in mm (P): 6.00 |
| GTIN (EAN) | 4008190203436 | Weidmueller, white |
| Qty. | 1,000 pc(s). | |