# AMC 2.5

**Weidmüller Interface GmbH & Co. KG**
Klingenbergstraße 26
D-32758 Detmold
Germany

www.weidmueller.com

## Product image

Our motor connection terminals offer the possibility of convenient wiring of all 3 phases including protective conductor on only one terminal block.

### General ordering data

| | |
|---|---|
| Version | Motor-connection terminal (Multi-level), PUSH IN, 2.5, 690 V, 22 A, dark beige |
| Order No. | 2434340000 |
| Type | AMC 2.5 |
| GTIN (EAN) | 4050118445022 |
| Qty. | 50 pc(s). |

# AMC 2.5

**Weidmüller Interface GmbH & Co. KG**
Klingenbergstraße 26
D-32758 Detmold
Germany

www.weidmueller.com

## Technical data

### Dimensions and weights

| | | | |
|---|---|---|---|
| Depth | 88 mm | Depth (inches) | 3.465 inch |
| Depth including DIN rail | 88.5 mm | Height | 107.5 mm |
| Height (inches) | 4.232 inch | Width | 5.1 mm |
| Width (inches) | 0.201 inch | Net weight | 24.644 g |

### Temperatures

| | | | |
|---|---|---|---|
| Storage temperature | -25 °C...55 °C | Continuous operating temp., min. | -60 °C |
| Continuous operating temp., max. | 130 °C | | |

### Material data

| | | | |
|---|---|---|---|
| Material | Wemid | Colour | dark beige |
| Colour of operational elements | orange | UL 94 flammability rating | V-0 |

### Rating data IECEx/ATEX

| | | | |
|---|---|---|---|
| Certificate No. (ATEX) | TUEV16ATEX7909U | Certificate No. (IECEX) | IECEXTUR16.0036U |
| Max. voltage (ATEX) | 440 V | Current (ATEX) | 19 A |
| Wire cross section max. (ATEX) | 2.5 mm² | Max. voltage (IECEX) | 440 V |
| Current (IECEX) | 19 A | Wire cross section max. (IECEX) | 2.5 mm² |
| Marking EN 60079-7 | Ex eb II C Gb | Ex 2014/34/EU label | II 2 G D |

### System specifications

| | | | |
|---|---|---|---|
| End cover plate required | Yes | Number of potentials | 4 |
| Number of levels | 3 | Number of clamping points per level | 2 |
| Number of potentials per tier | 1 | Levels cross-connected internally | No |
| PE connection | Yes | Rail | TS 35 |
| PE function | Yes | | |

### Additional technical data

| | | | |
|---|---|---|---|
| Explosion-tested version | Yes | Installation advice | Rail |
| Open sides | right | Snap-on | No |
| Type of fixing | Snap-on | Type of mounting | TS 35 |
| With snap-in pegs | No | | |

### CSA rating data

| | | | |
|---|---|---|---|
| Certificate No. (CSA) | 200039-70089609 | Current size B (CSA) | 20 A |
| Current size C (CSA) | 20 A | Current size D (CSA) | 10 A |
| Voltage size B (CSA) | 300 V | Voltage size C (CSA) | 150 V |
| Voltage size D (CSA) | 300 V | Wire cross section max. (CSA) | 12 AWG |
| Wire cross section min. (CSA) | 28 AWG | | |

### Conductors for clamping (rated connection)

| | |
|---|---|
| Blade size | 0.6 x 3.5 mm |
| Clamping range, max. | 2.5 mm² |
| Clamping range, min. | 0.14 mm² |
| Connection cross-section, stranded, max. | 4 mm² |
| Connection cross-section, stranded, min. | 0.5 mm² |
| Connection direction | top |

# AMC 2.5

**Weidmüller Interface GmbH & Co. KG**
Klingenbergstraße 26
D-32758 Detmold
Germany

www.weidmueller.com

## Technical data

| | | | |
|---|---|---|---|
| Gauge to IEC 60947-1 | A3 | | |
| Number of connections | 7 | | |
| Stripping length | 10 mm | | |
| Tube length for twin wire-end ferrule | Tube length | max. | 12 mm |
| | | min. | 8 mm |
| | Cross-section for conductor connection | min. | 0.5 mm² |
| | | max. | 0.75 mm² |
| Tube length for wire-end ferrule with plastic collar DIN 46228/4 | Cross-section for conductor connection | min. | 0.34 mm² |
| | | max. | 0.14 mm² |
| | Tube length | max. | 6 mm |
| | | min. | 8 mm |
| | Cross-section for conductor connection | min. | 1 mm² |
| | | max. | 0.5 mm² |
| | Tube length | max. | 6 mm |
| | | min. | 12 mm |
| | Cross-section for conductor connection | min. | 2.5 mm² |
| | | max. | 1.5 mm² |
| | Tube length | max. | 8 mm |
| | | min. | 12 mm |
| Tube length for wire-end ferrule without plastic collar DIN 46228/1 | Tube length | nominal | 5 mm |
| | Cross-section for conductor connection | nominal | 0.25 mm² |
| | Tube length | max. | 10 mm |
| | | min. | 6 mm |
| | Cross-section for conductor connection | min. | 0.5 mm² |
| | | max. | 1 mm² |
| | Tube length | max. | 12 mm |
| | | min. | 7 mm |
| | Cross-section for conductor connection | min. | 1.5 mm² |
| | | max. | 4 mm² |
| Twin wire-end ferrules, max. | 0.75 mm² | | |
| Twin wire-end ferrules, min. | 0.5 mm² | | |
| Type of connection | PUSH IN | | |
| Wire connection cross section AWG, max. | AWG 12 | | |
| Wire connection cross section AWG, min. | AWG 28 | | |
| Wire connection cross section, finely stranded, max. | 4 mm² | | |
| Wire connection cross section, finely stranded, min. | 0.5 mm² | | |
| Wire connection cross-section, finely stranded with wire-end ferrules DIN 46228/1, max. | 4 mm² | | |
| Wire connection cross-section, finely stranded with wire-end ferrules DIN 46228/1, min. | 0.5 mm² | | |
| Wire connection cross-section, finely stranded with wire-end ferrules DIN 46228/4, max. | 2.5 mm² | | |
| Wire connection cross-section, finely stranded with wire-end ferrules DIN 46228/4, min. | 0.5 mm² | | |
| Wire connection cross-section, solid core, max. | 2.5 mm² | | |
| Wire connection cross-section, solid core, min. | 0.5 mm² | | |

# AMC 2.5

**Weidmüller Interface GmbH & Co. KG**
Klingenbergstraße 26
D-32758 Detmold
Germany

www.weidmueller.com

## Technical data

### General

| | | | |
|---|---|---|---|
| Installation advice | Rail | Rail | TS 35 |
| Standards | DIN EN 60947-7-1, DIN EN 60947-7-2 | Wire connection cross section AWG, max. | AWG 12 |
| Wire connection cross section AWG, min. | AWG 28 | | |

### Rating data

| | | | |
|---|---|---|---|
| Rated cross-section | 2.5 mm² | Rated voltage | 690 V |
| Rated DC voltage | 690 V | Rated current | 22 A |
| Current at maximum wires | 22 A | Standards | DIN EN 60947-7-1, DIN EN 60947-7-2 |
| Volume resistance according to IEC 60947-7-x | 1.33 mΩ | Rated impulse withstand voltage | 8 kV |
| Power loss in accordance with IEC 60947-7-x | 0.77 W | Pollution severity | 3 |
| Surge voltage category | III | | |

### UL rating data

| | | | |
|---|---|---|---|
| Certificate No. (cURus) | E60693 | Conductor size Factory wiring max. (cURus) | 12 AWG |
| Conductor size Factory wiring min. (cURus) | 28 AWG | Conductor size Field wiring max. (cURus) | 12 AWG |
| Conductor size Field wiring min. (cURus) | 28 AWG | Current size B (cURus) | 20 A |
| Current size C (cURus) | 20 A | Current size D (cURus) | 10 A |
| Voltage size B (cURus) | 300 V | Voltage size C (cURus) | 150 V |
| Voltage size D (cURus) | 300 V | | |

### Classifications

| | | | |
|---|---|---|---|
| ETIM 6.0 | EC000897 | ETIM 7.0 | EC000897 |
| ETIM 8.0 | EC000897 | ETIM 9.0 | EC000897 |
| ECLASS 9.0 | 27-14-11-20 | ECLASS 9.1 | 27-14-11-20 |
| ECLASS 10.0 | 27-14-11-20 | ECLASS 11.0 | 27-14-11-20 |
| ECLASS 12.0 | 27-14-11-20 | ECLASS 13.0 | 27-25-01-02 |

### Approvals

Approvals

| | |
|---|---|
| ROHS | Conform |
| UL File Number Search | UL Website |
| Certificate No. (cURus) | E60693 |
| Certificate No. (cURusEX) | E184763 |

# AMC 2.5

**Weidmüller Interface GmbH & Co. KG**
Klingenbergstraße 26
D-32758 Detmold
Germany

www.weidmueller.com

## Technical data

### Downloads

| | |
|---|---|
| Approval/Certificate/Document of Conformity | Attestation of Conformity<br>UKCA Ex Attestation of Conformity<br>IECEx Certificate<br>ATEX Certificate<br>DNVGL certificate<br>CCC Ex Certificate<br>CB Testreport<br>CB Certificate<br>UKCA Ex Certificate<br>CE Declaration of Conformity<br>UKCA declaration of conformity<br>Confirmation of Standards EN 45545-2_2020-10 |
| Engineering Data | CAD data – STEP |
| Tender specification | Klippon® Connect 2434340000 EN<br>Klippon® Connect 2434340000 DE |
| User Documentation | NTI AMC 2.5<br>StorageConditionsTerminalBlocks<br>User Manual AXC PE |
| Catalogues | Catalogues in PDF-format |

## AMC 2.5

**Weidmüller Interface GmbH & Co. KG**
Klingenbergstraße 26
D-32758 Detmold
Germany

www.weidmueller.com

## Drawings

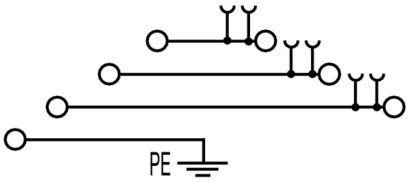

# AMC 2.5

**Weidmüller Interface GmbH & Co. KG**
Klingenbergstraße 26
D-32758 Detmold
Germany

www.weidmueller.com

## Accessories

### Additional accessories

**No task is too small when creating the perfect solution.**
Connections form just one part of the overall process. Small details are often the key to the perfect solution in applications where potentials are tested, grouped or even isolated.
A system is not a system without small but essential details:

- Test plugs ensure reliable pick-up from diagnostic sockets

In tandem with the manufacturing process and application.

### General ordering data

| Type | PS 2.0 MC | Version | Product data | Packaging |
|---|---|---|---|---|
| Order No. | 0310000000 | PCB plug-in connector, Accessories, Test plug, red, Number of poles: 1 | | Box |
| GTIN (EAN) | 4008190000059 | | | |
| Qty. | 20 pc(s). | | | |

### SnapMark



SnapMark - this tag carrier has been developed especifically for the I-series double-level terminal IDK 1.5N. The flexible pivot mechanism allows cross-connections to be easily installed or removed. It can hold four DEK 5 labelling tags or two WS 10/5 Middle connector markers.

### General ordering data

| Type | SNAPMARK I | Version |
|---|---|---|
| Order No. | 1805880000 | Group markers, Terminal marker, 23 x 5 mm, Pitch in mm (P): 5.00 |
| GTIN (EAN) | 4032248273614 | Weidmueller, white |
| Qty. | 50 pc(s). | |

# AMC 2.5

**Weidmüller Interface GmbH & Co. KG**
Klingenbergstraße 26
D-32758 Detmold
Germany

www.weidmueller.com

## Accessories

### Vertical cross-connections

A vertical connector allows to connect the two tiers of a terminal block. This allows the potential to be multiplied on several levels on a multi-tier terminal block.

### General ordering data

| | | |
|---|---|---|
| Type | ZVQ 2.5/1.5 | Version |
| Order No. | 1720700000 | Accessories, Cross-connector, 24 A |
| GTIN (EAN) | 4008190374006 | |
| Qty. | 50 pc(s). | |

### A-Series

Weidmüller's range of products includes end brackets that guarantee a permanent, reliable mounting on the terminal rail and prevent sliding. Versions with and without screws are available. The end brackets include marking options, also for group markers, and also a test plug holder.

### General ordering data

| | | |
|---|---|---|
| Type | AEB 35 SC/1 | Version |
| Order No. | 1991920000 | A-series, End bracket |
| GTIN (EAN) | 4050118376722 | |
| Qty. | 50 pc(s). | |
| Type | AEB 35 SCL/1 V0 BK | Version |
| Order No. | 2661300000 | A-series, End bracket |
| GTIN (EAN) | 4050118702187 | |
| Qty. | 20 pc(s). | |
| Type | AEB 35 SC/1 BK | Version |
| Order No. | 2475310000 | A-series, End bracket |
| GTIN (EAN) | 4050118487114 | |
| Qty. | 50 pc(s). | |
| Type | AEB 35 SCL/1 V0 | Version |
| Order No. | 2661280000 | A-series, End bracket |
| GTIN (EAN) | 4050118702163 | |
| Qty. | 20 pc(s). | |
| Type | AEB 35 SCL/1 V0 GY | Version |
| Order No. | 2661290000 | A-series, End bracket |
| GTIN (EAN) | 4050118702170 | |
| Qty. | 20 pc(s). | |

# AMC 2.5

**Weidmüller Interface GmbH & Co. KG**
Klingenbergstraße 26
D-32758 Detmold
Germany

www.weidmueller.com

## Accessories

### 2.5 mm²

**Power distribution**
You safely and efficiently distribute electricity to the power consumers with our W-Series feed-through terminal blocks and our optimised WPD phase distribution blocks.

#### General ordering data

| | | |
|---|---|---|
| Type | AEP MC 2.5 | Version |
| Order No. | 2433820000 | A-series, End plate |
| GTIN (EAN) | 4050118444278 | |
| Qty. | 25 pc(s). | |

### DEK 5/5

**WS/ DEK**
MultiMark terminal markers use an innovative composite material made from two components. The hard base contour of the marker snaps securely into the connector. The elastic surface finish makes the marker easy to mount. This specially punched material enables the strips to be stretched to accommodate the slight variations in spacing that tend to add up, especially with long terminal blocks. Another advantage: the excellent printability of the surface material guarantees durable and wear-resistant labelling. A print resolution of 300 dpi also produces a very legible script.
**Your benefits with MultiMark**

- Firm hold and durable printing
- Continuous strips save installation time
- Easy mounting thanks to an innovative composite material
- Large label field for optimal legibility
- High flexibility thanks to manufacturer independence

#### General ordering data

| | | |
|---|---|---|
| Type | DEK 5/5 MM WS | Version |
| Order No. | 2007110000 | Dekafix, Terminal marker, 5 x 5 mm, Weidmueller, white |
| GTIN (EAN) | 4050118391862 | |
| Qty. | 800 pc(s). | |

# AMC 2.5

**Weidmüller Interface GmbH & Co. KG**
Klingenbergstraße 26
D-32758 Detmold
Germany

www.weidmueller.com

## Accessories

### Blank

WS markers are the perfect match for the W-series connectors. Thanks to their system compatibility, the WS tags can also be used with the I-series and the Z-series. The large marking surfaces do not only permit long character strings but also multi-line text.
WS markers are ideal for labels with long, customised character strings. Thanks to the proven MultiCard format, printing with PrintJet CONNECT oder/or Plotter is possible.
• Can be fitted in strips or individually
• Markers in proven MultiCard format

**For custom printing:** Please send us a file of our labeling software M-Print PRO or M-Print PRO Online (without installation) for your labeling specifications.

### General ordering data

| | | |
|---|---|---|
| Type | WS 10/5 M PLUS MC NE WS | Version |
| Order No. | 2003770000 | WS, Terminal marker, 10 x 5 mm, Pitch in mm (P): 5.00 Weidmueller, |
| GTIN (EAN) | 4050118424447 | Allen-Bradley, white |
| Qty. | 600 pc(s). | |

### Digital current clamp devices

Digital current clamp devices and attachments and adapters are used for measuring AC and DC currents. The significant advantage of these devices is that you can make a measurement without breaking the flow of current.

### General ordering data

| | | |
|---|---|---|
| Type | ZUB MULTIMETER | Version |
| Order No. | 9205270000 | Multimeter |
| GTIN (EAN) | 4032248723522 | |
| Qty. | 1 pc(s). | |

# AMC 2.5

**Weidmüller Interface GmbH & Co. KG**
Klingenbergstraße 26
D-32758 Detmold
Germany

www.weidmueller.com

## Accessories

### Marker holder

The marker holder offer the possibility of additional mounting of standard markers with a pitch of 5 or 5.1 mm. The angled holders can be optionally snaped together and could be mounted in all standard marking channels of the Klippon® Connect modular terminal blocks. Fitting marker types could be found under the respective accessories of the designation marking holder.

### General ordering data

| | | |
|---|---|---|
| Type | BZT 1 WS 10/5 | Version |
| Order No. | 1805490000 | Accessories, Marker holder |
| GTIN (EAN) | 4032248270231 | |
| Qty. | 100 pc(s). | |

| | | |
|---|---|---|
| Type | BZT 1 ZA WS 10/5 | Version |
| Order No. | 1805520000 | Accessories, Marker holder |
| GTIN (EAN) | 4032248270248 | |
| Qty. | 100 pc(s). | |

### A-Series

Warning covers with a flash symbol provide more safety for man and machine. They are used where external voltage must be indicated within the application.

### General ordering data

| | | |
|---|---|---|
| Type | AAM 2.5 YE FLASH | Version |
| Order No. | 2635550000 | Terminal marker, 8 x 5.1 mm, Pitch in mm (P): 5.00 yellow |
| GTIN (EAN) | 4050118674095 | |
| Qty. | 40 pc(s). | |

# AMC 2.5

**Weidmüller Interface GmbH & Co. KG**
Klingenbergstraße 26
D-32758 Detmold
Germany

www.weidmueller.com

## Accessories

### WS 8/5

**WS/ DEK**
MultiMark terminal markers use an innovative composite material made from two components. The hard base contour of the marker snaps securely into the connector. The elastic surface finish makes the marker easy to mount. This specially punched material enables the strips to be stretched to accommodate the slight variations in spacing that tend to add up, especially with long terminal blocks. Another advantage: the excellent printability of the surface material guarantees durable and wear-resistant labelling. A print resolution of 300 dpi also produces a very legible script.
**Your benefits with MultiMark**

- Firm hold and durable printing
- Continuous strips save installation time
- Easy mounting thanks to an innovative composite material
- Large label field for optimal legibility
- High flexibility thanks to manufacturer independence

#### General ordering data

| | | |
|---|---|---|
| Type | WS 8/5 MM WS | Version |
| Order No. | 2007150000 | WS, Terminal marker, 8 x 5 mm, Weidmueller, white |
| GTIN (EAN) | 4050118392029 | |
| Qty. | 800 pc(s). | |

### 2.5 mm²

The plug-in cross-connections feature easy handling and quick installation. This saves a great deal of time during installation in comparison with screwed solutions.

#### General ordering data

| | | |
|---|---|---|
| Type | ZQV 2.5N/8 | Version |
| Order No. | 1527670000 | Cross-connector (terminal), Plugged, Number of poles: 8, Pitch in mm |
| GTIN (EAN) | 4050118448405 | (P): 5.10, Insulated: Yes, 24 A, orange |
| Qty. | 20 pc(s). | |
| Type | ZQV 2.5N/6 | Version |
| Order No. | 1527630000 | Cross-connector (terminal), Plugged, Number of poles: 6, Pitch in mm |
| GTIN (EAN) | 4050118448429 | (P): 5.10, Insulated: Yes, 24 A, orange |
| Qty. | 20 pc(s). | |

## AMC 2.5

**Weidmüller Interface GmbH & Co. KG**
Klingenbergstraße 26
D-32758 Detmold
Germany

www.weidmueller.com

## Accessories

| | | |
|---|---|---|
| Type | ZQV 2.5N/10 | Version |
| Order No. | 1527690000 | Cross-connector (terminal), Plugged, Number of poles: 10, Pitch in mm |
| GTIN (EAN) | 4050118447989 | (P): 5.10, Insulated: Yes, 24 A, orange |
| Qty. | 20 pc(s). | |
| Type | ZQV 2.5N/2 | Version |
| Order No. | 1527540000 | Cross-connector (terminal), Plugged, Number of poles: 2, Pitch in mm |
| GTIN (EAN) | 4050118448467 | (P): 5.10, Insulated: Yes, 24 A, orange |
| Qty. | 60 pc(s). | |
| Type | ZQV 2.5N/7 | Version |
| Order No. | 1527640000 | Cross-connector (terminal), Plugged, Number of poles: 7, Pitch in mm |
| GTIN (EAN) | 4050118448412 | (P): 5.10, Insulated: Yes, 24 A, orange |
| Qty. | 20 pc(s). | |
| Type | ZQV 2.5N/4 | Version |
| Order No. | 1527590000 | Cross-connector (terminal), Plugged, Number of poles: 4, Pitch in mm |
| GTIN (EAN) | 4050118448443 | (P): 5.10, Insulated: Yes, 24 A, orange |
| Qty. | 60 pc(s). | |
| Type | ZQV 2.5N/3 | Version |
| Order No. | 1527570000 | Cross-connector (terminal), Plugged, Number of poles: 3, Pitch in mm |
| GTIN (EAN) | 4050118448450 | (P): 5.10, Insulated: Yes, 24 A, orange |
| Qty. | 60 pc(s). | |
| Type | ZQV 2.5N/50 | Version |
| Order No. | 1527730000 | Cross-connector (terminal), Plugged, Number of poles: 50, Pitch in mm |
| GTIN (EAN) | 4050118411362 | (P): 5.10, Insulated: Yes, 24 A, orange |
| Qty. | 5 pc(s). | |
| Type | ZQV 2.5N/5 | Version |
| Order No. | 1527620000 | Cross-connector (terminal), Plugged, Number of poles: 5, Pitch in mm |
| GTIN (EAN) | 4050118448436 | (P): 5.10, Insulated: Yes, 24 A, orange |
| Qty. | 20 pc(s). | |
| Type | ZQV 2.5N/20 | Version |
| Order No. | 1527720000 | Cross-connector (terminal), Plugged, Number of poles: 20, Pitch in mm |
| GTIN (EAN) | 4050118447972 | (P): 5.10, Insulated: Yes, 24 A, orange |
| Qty. | 20 pc(s). | |
| Type | ZQV 2.5N/9 | Version |
| Order No. | 1527680000 | Cross-connector (terminal), Plugged, Number of poles: 9, Pitch in mm |
| GTIN (EAN) | 4050118447996 | (P): 5.10, Insulated: Yes, 24 A, orange |
| Qty. | 20 pc(s). | |

# AMC 2.5

**Weidmüller Interface GmbH & Co. KG**
Klingenbergstraße 26
D-32758 Detmold
Germany

www.weidmueller.com

## Accessories

### Slotted screwdriver



VDE insulated screwdriver sets, for working on live parts up to 1000 V AC and 1500 V DC, DIN EN 60900. IEC 900. Each piece is "GS" safety tested. Blade made from fully hardened, high-alloy chromium-vanadium-molybdenum steel, gun-metal finish.

### General ordering data

| | | |
|---|---|---|
| Type | SDIS SLIM 0.6X3.5X100 | Version |
| Order No. | 2749610000 | Mounting tool, Blade width (B): 3.5 mm, Blade length: 100 mm, Blade |
| GTIN (EAN) | 4050118896350 | thickness (A): 0.6 mm |
| Qty. | 1 pc(s). | |

### Plus



The Dekafix (DEK) marker is the universal marker for all conductor and plug-in connectors as well as for electronic sub-assemblies. The system is ideal for short number sequences and covers a wide range of ready-printed markers.
Strips for fast installation in only one work step. The printing is easy to read, rich in contrast and available in various widths.

- Large range of ready-to-use markers
- Strips for fast installation
- Terminal markers, suitable for all Weidmüller cable connectors
- Available as blank MultiCard or with standard printing

**For custom printing:** Please send us a file of our labeling software M-Print PRO or M-Print PRO Online (without installation) for your labeling specifications.

### General ordering data

| | | |
|---|---|---|
| Type | DEK 5/5 PLUS MC NE WS | Version |
| Order No. | 1854490000 | Dekafix, Terminal marker, 5 x 5 mm, Pitch in mm (P): 5.00 |
| GTIN (EAN) | 4032248393596 | Weidmueller, white |
| Qty. | 1,000 pc(s). | |

# AMC 2.5

**Weidmüller Interface GmbH & Co. KG**
Klingenbergstraße 26
D-32758 Detmold
Germany

www.weidmueller.com

## Accessories

### A-Series

Test adapters and test plugs are used for the electrical connection between terminal blocks and the test equipment. In this way, an electrical contact can be established in the wired state and measurements can be done easily.

### General ordering data

| | | |
|---|---|---|
| Type | ATPG 2.5 MI-R | Version |
| Order No. | 1991960000 | Test adapter (terminal), 1.5 mm², 250 V, 0.2 A |
| GTIN (EAN) | 4050118376685 | |
| Qty. | 50 pc(s). | |
| Type | ATPG 2.5/5 | Version |
| Order No. | 2041180000 | Test adapter (terminal), 1.5 mm², 250 V, 0.2 A |
| GTIN (EAN) | 4050118409505 | |
| Qty. | 25 pc(s). | |
| Type | ATPG 2.5/3 | Version |
| Order No. | 2041190000 | Test adapter (terminal), 1.5 mm², 250 V, 0.2 A |
| GTIN (EAN) | 4050118409604 | |
| Qty. | 25 pc(s). | |
| Type | ATPG 1.5-10 L | Version |
| Order No. | 1991890000 | Test adapter (terminal), 1.5 mm², 250 V, 0.2 A |
| GTIN (EAN) | 4050118376647 | |
| Qty. | 50 pc(s). | |