


**SAIE-M12BB-4-H10TL****Weidmüller Interface GmbH & Co. KG**

Klingenbergstraße 26

D-32758 Detmold

Germany

[www.weidmueller.com](http://www.weidmueller.com)**Similar to illustration**

Weidmüller is one of the industry's leading international providers of connectors. An important mainstay in this product family are the circular connectors, which Weidmüller groups under the product name SAI. In the development of SAI products, Weidmüller engineers have always concentrated on achieving rational, cost-effective installation concepts, and – in cooperation with major users – have supplied the markets with well-conceived products which set standards in terms of functionality and quality across the globe. The best examples are the new power distributors with S and T coded M12. These modules are characterised by particularly high currents and voltages. This enables them to also be used, for example, with three-phase motors.

**General ordering data**

Version	Built-in plugs, M12, Mounting thread: M 12, Number of poles: 4, Strand / cable length:
Order No.	<a href="#">2423930000</a>
Type	SAIE-M12BB-4-H10TL
GTIN (EAN)	4050118432060
Qty.	10 pc(s).

## SAIE-M12BB-4-H10TL

Weidmüller Interface GmbH &amp; Co. KG

Klingenbergstraße 26

D-32758 Detmold

Germany

www.weidmueller.com

## Technical data

## Dimensions and weights

Net weight	17.8 g
------------	--------

## Technical data of PCB plug-in connector

Coding	B-coded
Housing surface	nickel-plated
Housings	M12 socket
Mounting height	10 mm
Mounting thread	M12
Number of poles	4
Shield connection	Yes
Type of mounting	Rear panel mounting
Rated voltage	250 V
Rated voltage	250 V
Rated current	4 A
Rated current	4 A
Temperature range	-30...80 °C
Protection degree	IP67
Contact surface	Au (Gold)
Housing main material	CuZn, nickel-plated
Connection thread	M12
Tightening torque	M12: 0.8 Nm
Mounting thread	M 12
Mounting torque	max. 1.2 Nm
Mounting torque range	1.2 Nm
Mounting onto the PCB	Dip solder
Insulation strength	100 MΩ
Pollution severity	3 (2 within the sealed area)
Plugging cycles	≥ 100
Contact material	Cu-alloy
Lock nut material	Nickel-plated CuZn
Material of the flange-mounted housing	Nickel-plated CuZn

## General Info

Number of poles	4	Housing main material	CuZn, nickel-plated
Connection thread	M12	Contact material	Cu-alloy
Contact surface	Au (Gold)	Type of mounting	Rear panel mounting
Protection degree	IP67	Plugging cycles	≥ 100

## Material data

Contact material	Cu-alloy	Contact surface	Au (Gold)
------------------	----------	-----------------	-----------

## System parameters

Mounting onto the PCB	Dip solder	Insulation strength	100 MΩ
Number of poles	4	Pin series quantity	1
Plugging cycles	≥ 100	Protection degree	IP67

**SAIE-M12BB-4-H10TL****Weidmüller Interface GmbH & Co. KG**

Klingenbergstraße 26

D-32758 Detmold

Germany

[www.weidmueller.com](http://www.weidmueller.com)**Technical data****Classifications**

ETIM 6.0	EC002638	ETIM 7.0	EC003568
ETIM 8.0	EC003568	ETIM 9.0	EC003568
ECLASS 9.0	27-44-03-09	ECLASS 9.1	27-44-03-09
ECLASS 10.0	27-44-03-09	ECLASS 11.0	27-44-01-10
ECLASS 12.0	27-44-01-10	ECLASS 13.0	27-44-01-10

**Environmental Product Compliance**

REACH SVHC	Lead 7439-92-1
SCIP	0ea6d931-f9e9-40a6-89d9-8d67103189d3

**Approvals**

ROHS	Conform
------	---------

**Downloads**

Engineering Data	<a href="#">CAD data – STEP</a>
Catalogues	<a href="#">Catalogues in PDF-format</a>
Brochures	<a href="#">FL FIELDWIRING EN</a>

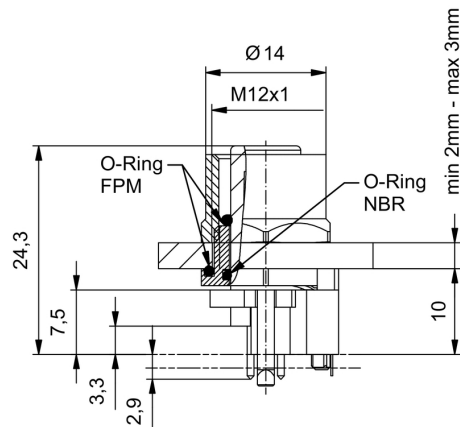
**SAIE-M12BB-4-H10TL**

**Weidmüller Interface GmbH & Co. KG**  
Klingenbergstraße 26  
D-32758 Detmold  
Germany

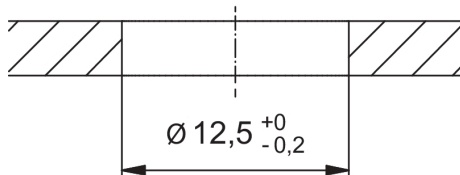
www.weidmueller.com

## Drawings

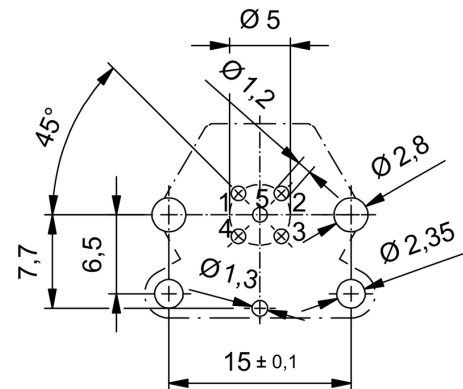
## Dimensioned drawing



### Front panel section



## PCB design



## Pole scheme

