ZP 2.5/1AN/7 GN/BE

Weidmüller Interface GmbH & Co. KG
Klingenbergstraße 26
D-32758 Detmold
Germany

www.weidmueller.com

Product image



The plugs for our WeiCoS-System are available for all different connection systems. The product range includes preassembled connectors from 1 to 10 poles and the possibility of an individual assembly. This ensures maximum flexibility for every application. The customized accessories increase the safety and protection against environmental influences.

General ordering data

Version	Z-series, Plug-in connector, beige, Direct mounting
Order No.	1867140000
Type	ZP 2.5/1AN/7 GN/BE
GTIN (EAN)	4032248471874
Qty.	25 pc(s).

ZP 2.5/1AN/7 GN/BE

Weidmüller Interface GmbH & Co. KG
Klingenbergstraße 26
D-32758 Detmold
Germany

www.weidmueller.com

Technical data

Dimensions and weights

Depth	41 mm	Depth (inches)	1.614 inch
Height	16 mm	Height (inches)	0.63 inch
Width	35.7 mm	Width (inches)	1.406 inch
Net weight	22.28 g		

Temperatures

Storage temperature	-25 °C...55 °C	Continuous operating temp., min.	-50 °C
Continuous operating temp., max.	120 °C		

Material data

Material	Wemid	Colour	green, dark beige
UL 94 flammability rating	V-0		

System specifications

Version	Set of connectors, plug-gable, Tension-clamp con-nection	End cover plate required	No
Number of levels	1	Number of clamping points per level	1
Levels cross-connected internally	No	PE connection	Yes

Additional technical data

Installation advice	Direct mounting	Open sides	closed
Type of mounting	Plugged		

CSA rating data

Certificate number (cCSAus)	154685-1460993	Current size C (cCSAus)	20 A
Current size D (cCSAus)	5 A	Voltage size C (cCSAus)	300 V
Voltage size D (cCSAus)	600 V	Wire cross section max. (cCSAusX)	12 AWG
Wire cross section min. (cCSAusX)	26 AWG		

Conductors for clamping (rated connection)

Blade size	0.6 x 3.5 mm
Clamping range, max.	4 mm²
Clamping range, min.	0.13 mm²
Connection direction	top
Gauge to IEC 60947-1	A2
Number of connections	7
Stripping length	10 mm

ZP 2.5/1AN/7 GN/BE

Weidmüller Interface GmbH & Co. KG
Klingenbergstraße 26
D-32758 Detmold
Germany

www.weidmueller.com

Technical data

Tube length for wire-end ferrule with plastic collar DIN 46228/4	Cross-section for conductor connection	nominal	0.5 mm²
		min.	6 mm
		max.	10 mm
	Cross-section for conductor connection	nominal	0.75 mm²
		min.	6 mm
		max.	12 mm
	Cross-section for conductor connection	nominal	1 mm²
		min.	6 mm
		max.	12 mm
	Cross-section for conductor connection	nominal	1.5 mm²
		min.	8 mm
		max.	12 mm
	Cross-section for conductor connection	nominal	2.5 mm²
		min.	8 mm
		max.	12 mm
Tube length for wire-end ferrule without plastic collar DIN 46228/1	Cross-section for conductor connection	nominal	0.5 mm²
		nominal	10 mm
	Cross-section for conductor connection	nominal	0.75 mm²
		nominal	10 mm
	Cross-section for conductor connection	nominal	1 mm²
		nominal	10 mm
	Cross-section for conductor connection	nominal	1.5 mm²
		min.	10 mm
		max.	12 mm
	Cross-section for conductor connection	nominal	2.5 mm²
		min.	10 mm
		max.	12 mm

Type of connection	Plug-in connection
Wire connection cross section AWG, max.	AWG 26
Wire connection cross section AWG, min.	AWG 12
Wire connection cross section, finely stranded, max.	4 mm²
Wire connection cross section, finely stranded, min.	0.5 mm²
Wire connection cross-section, finely stranded with wire-end ferrules DIN 46228/1, max.	2.5 mm²
Wire connection cross-section, finely stranded with wire-end ferrules DIN 46228/1, min.	0.5 mm²
Wire connection cross-section, solid core, max.	4 mm²
Wire connection cross-section, solid core, min.	0.5 mm²

General

Installation advice	Direct mounting	Number of poles	7
Standards	In accordance with IEC 60947-7-1	Wire connection cross section AWG, max.	AWG 26
Wire connection cross section AWG, min.	AWG 12		

ZP 2.5/1AN/7 GN/BE

Weidmüller Interface GmbH & Co. KG
Klingenbergstraße 26
D-32758 Detmold
Germany

www.weidmueller.com

Technical data

Rating data

Rated cross-section	2.5 mm²	Rated voltage	500 V
Rated voltage to adjoining terminal	500 V	Max. voltage of clamp support & plug-gable system	690 V
Rated DC voltage	500 V	Rated current	24 A
Current at maximum wires	24 A	Standards	In accordance with IEC 60947-7-1
Volume resistance according to IEC 60947-7-x	1.33 mΩ	Rated impulse withstand voltage	6 kV
Rated impulse withstand voltage to adja-cent terminal	6 kV	Power loss in accordance with IEC 60947-7-x	0.77 W

UL rating data

Certificate No. (cURus)	E60693	Conductor size Factory wiring max. (cU-Rus)	12 AWG
Conductor size Factory wiring min. (cU-Rus)	26 AWG	Conductor size Field wiring max. (cURus)	12 AWG
Conductor size Field wiring min. (cURus)	26 AWG	Current size C (cURus)	20 A
Current size D (cURus)	5 A	Voltage size C (cURus)	300 V
Voltage size D (cURus)	600 V		

Classifications

ETIM 6.0	EC002848	ETIM 7.0	EC002848
ETIM 8.0	EC002848	ETIM 9.0	EC002848
ECLASS 9.0	27-14-11-92	ECLASS 9.1	27-14-11-92
ECLASS 10.0	27-14-11-92	ECLASS 11.0	27-14-11-92
ECLASS 12.0	27-14-11-92	ECLASS 13.0	27-25-03-90

Approvals

Approvals	
ROHS	Conform
UL File Number Search	UL Website
Certificate No. (cURus)	E60693

Downloads

Approval/Certificate/Document of Con-formity	DNVGL certificate CB Testreport CB Certificate Confirmation of Standards EN 45545-2_2020-10
Engineering Data	CAD data – STEP
Engineering Data	Zuken E3.S
User Documentation	StorageConditionsTerminalBlocks
Catalogues	Catalogues in PDF-format
Brochures	

ZP 2.5/1AN/7 GN/BE

Weidmüller Interface GmbH & Co. KG
Klingenbergstraße 26
D-32758 Detmold
Germany

www.weidmueller.com

Accessories

Blank



ZS markers - in proven MultiCard-format - have been developed specifically for the Z-series. They have a large printing area. The hinged mechanism even allows access to cross-connectors without dismantling. Quick installation is guaranteed by the fact that the single tags are clipped on in strips. The single tags are easy to separate.
- Hinged marker area
- Can be fitted in strips or individually
- Markers in proven MultiCard format

For custom printing: Please send us a file of our labeling software M-Print PRO or M-Print PRO Online (without installation) for your labeling specifications.

General ordering data

Type	ZS 10/5 MC NE WS	Version
Order No.	1610000000	ZS, Terminal marker, 10 x 5 mm, Pitch in mm (P): 5.00 Weidmueller,
GTIN (EAN)	4008190263171	Allen-Bradley, white
Qty.	480 pc(s).	

Slotted screwdriver



Slotted screwdriver with rounded blade SD DIN 5265, ISO 2380/2, output to DIN 5264, ISO 2380/1. ChromTop tip, SoftFinish grip

General ordering data

Type	SDS 0.6X3.5X100	Version
Order No.	9008330000	Screwdriver, Screwdriver
GTIN (EAN)	4032248056286	
Qty.	1 pc(s).	

ZP 2.5/1AN/7 GN/BE

Weidmüller Interface GmbH & Co. KG
Klingenbergstraße 26
D-32758 Detmold
Germany

www.weidmueller.com

Accessories

Blank

The Dekafix (DEK) marker is the universal marker for all conductor and plug-in connectors as well as for electronic sub-assemblies. The system is ideal for short number sequences and covers a wide range of ready-printed markers.
Strips for fast installation in only one work step. The printing is easy to read, rich in contrast and available in various widths.

- Large range of ready-to-use markers
- Strips for fast installation
- Terminal markers, suitable for all Weidmüller cable connectors
- Available as blank MultiCard or with standard printing

For custom printing: Please send us a file of our labeling software M-Print PRO or M-Print PRO Online (without installation) for your labeling specifications.

General ordering data

Type	DEK 5/5 MC NE BL	Version
Order No.	1609801693	Dekafix, Terminal marker, 5 x 5 mm, Pitch in mm (P): 5.00
GTIN (EAN)	4008190397166	Weidmueller, blue
Qty.	1,000 pc(s).	

Blank

WS markers are the perfect match for the W-series connectors. Thanks to their system compatibility, the WS tags can also be used with the I-series and the Z-series. The large marking surfaces do not only permit long character strings but also multi-line text.
WS markers are ideal for labels with long, customised character strings. Thanks to the proven MultiCard format, printing with PrintJet CONNECT oder/or Plotter is possible.

- Can be fitted in strips or individually
- Markers in proven MultiCard format

For custom printing: Please send us a file of our labeling software M-Print PRO or M-Print PRO Online (without installation) for your labeling specifications.

General ordering data

Type	WS 10/5 M MC NE WS	Version
Order No.	1792000000	WS, Terminal marker, 10 x 5 mm, Pitch in mm (P): 5.00 Weidmueller,
GTIN (EAN)	4032248223862	Allen-Bradley, white
Qty.	720 pc(s).	

ZP 2.5/1AN/7 GN/BE

Weidmüller Interface GmbH & Co. KG
Klingenbergstraße 26
D-32758 Detmold
Germany

www.weidmueller.com

Accessories

STR transparent strips

General ordering data

Type	STR 7 F.SCHT 7	Version
Order No.	0515300000	Terminal markers, Protective cap, 27 x 6.3 mm, Transparent
GTIN (EAN)	4008190182175	
Qty.	20 pc(s).	

Marker holder

The marker holder offer the possibility of additional mounting of standard markers with a pitch of 5 or 5.1 mm. The angled holders can be optionally snaped together and could be mounted in all standard marking channels of the Klippon® Connect modular terminal blocks. Fitting marker types could be found under the respective accessories of the designation marking holder.

General ordering data

Type	BZT 1 ZA WS 10/5	Version
Order No.	1805520000	Accessories, Marker holder
GTIN (EAN)	4032248270248	
Qty.	100 pc(s).	
Type	BZT 1 WS 10/5	Version
Order No.	1805490000	Accessories, Marker holder
GTIN (EAN)	4032248270231	
Qty.	100 pc(s).	

ZP 2.5/1AN/7 GN/BE

Weidmüller Interface GmbH & Co. KG
Klingenbergstraße 26
D-32758 Detmold
Germany

www.weidmueller.com

Accessories

Z-Series

Test adapters and test plugs are used for the electrical connection between terminal blocks and the test equipment. In this way, an electrical contact can be established in the wired state and measurements can be done easily.

General ordering data

Type	ZTA ZT2.5/ZA	Version
Order No.	1847600000	Accessories, Test adapter, 17.5 A
GTIN (EAN)	4032248412679	
Qty.	25 pc(s).	

Type	ZTA ZT2.5	Version
Order No.	1827080000	Accessories, Test adapter, 17.5 A
GTIN (EAN)	4032248411276	
Qty.	25 pc(s).	