


ZTTR 2.5**Weidmüller Interface GmbH & Co. KG**

Klingenbergstraße 26

D-32758 Detmold

Germany

www.weidmueller.com**Product image**

Some applications demand for a pluggable, modular solution to be more flexible or to facilitate the installation. Where complete functional units have to be prefabricated or replaced, modular and flexible connection systems are required. Our pluggable terminal blocks can be quickly assembled and are completely factory tested.

General ordering data

Version	Z-series, Test-disconnect terminal, Rated cross-section: 2.5 mm ² , Tension-clamp connection, dark beige
Order No.	1865510000
Type	ZTTR 2.5
GTIN (EAN)	4032248434466
Qty.	50 pc(s).

ZTTR 2.5**Weidmüller Interface GmbH & Co. KG**

Klingenbergstraße 26

D-32758 Detmold

Germany

www.weidmueller.com

Technical data**Dimensions and weights**

Depth	36 mm	Depth (inches)	1.417 inch
Depth including DIN rail	36.5 mm	Height	87 mm
Height (inches)	3.425 inch	Width	5.1 mm
Width (inches)	0.201 inch	Net weight	11.4 g

Temperatures

Storage temperature	-25 °C...55 °C	Continuous operating temp., min.	-50 °C
Continuous operating temp., max.	120 °C		

Material data

Material	Wemid	Colour	dark beige
UL 94 flammability rating	V-0		

System specifications

Version	2 tension-clamp connections - 1 plug-in connection, pluggable, for plug-in cross-connector, Spacer	End cover plate required	Yes
Number of levels	1	Number of clamping points per level	3
Levels cross-connected internally	No	PE connection	No
Rail	TS 35		

Additional technical data

Explosion-tested version	No	Open sides	Open
Type of mounting	Snap-on		

CSA rating data

Certificate No. (CSA)	200039-1720292	Current size B (CSA)	16 A
Voltage size B (CSA)	300 V	Wire cross section max. (CSA)	12 AWG
Wire cross section min. (CSA)	26 AWG		

Conductors for clamping (additional connection)

Connection type, additional connection Tension-clamp connection

Conductors for clamping (rated connection)

Blade size	0.6 x 3.5 mm		
Clamping range, max.	4 mm ²		
Clamping range, min.	0.13 mm ²		
Connection direction	top		
Gauge to IEC 60947-1	A2		
Number of connections	3		
Stripping length	10 mm		
Tube length for wire-end ferrule with plastic collar DIN 46228/4	Cross-section for conductor connection	nominal	0.5 mm ²
	Cross-section for conductor connection	nominal	0.75 mm ²
	Cross-section for conductor connection	nominal	1 mm ²
	Cross-section for conductor connection	nominal	1.5 mm ²
	Cross-section for conductor connection	nominal	2.5 mm ²

ZTTR 2.5**Weidmüller Interface GmbH & Co. KG**

Klingenbergstraße 26

D-32758 Detmold

Germany

www.weidmueller.com

Technical data

Tube length for wire-end ferrule without plastic collar DIN 46228/1	Cross-section for conductor connection	nominal	0.5 mm ²
	Cross-section for conductor connection	nominal	0.75 mm ²
	Cross-section for conductor connection	nominal	1 mm ²
	Cross-section for conductor connection	nominal	1.5 mm ²
	Cross-section for conductor connection	nominal	2.5 mm ²
Type of connection	Tension-clamp connection		
Type of connection 2	Tension-clamp connection		
Wire connection cross section AWG, max.	AWG 12		
Wire connection cross section AWG, min.	AWG 26		
Wire connection cross section, finely stranded, max.	4 mm ²		
Wire connection cross section, finely stranded, min.	0.5 mm ²		
Wire connection cross-section, finely stranded with wire-end ferrules DIN 46228/1, max.	2.5 mm ²		
Wire connection cross-section, finely stranded with wire-end ferrules DIN 46228/1, min.	0.5 mm ²		
Wire connection cross-section, solid core, max.	4 mm ²		
Wire connection cross-section, solid core, min.	0.5 mm ²		

Dimensions

TS 35 offset	41 mm
--------------	-------

General

Rail	TS 35	Standards	IEC 61984, In accordance with IEC 60947-7-1
Wire connection cross section AWG, max.	AWG 12	Wire connection cross section AWG, min.	AWG 26

Rating data

Rated cross-section	2.5 mm ²	Rated voltage	400 V
Rated DC voltage	400 V	Rated current	16 A
Current at maximum wires	18 A	Standards	IEC 61984, In accordance with IEC 60947-7-1
Volume resistance according to IEC 60947-7-x	1.33 mΩ	Rated impulse withstand voltage	6 kV
Power loss in accordance with IEC 60947-7-x	0.77 W	Pollution severity	3
Surge voltage category	III		

UL rating data

Certificate No. (cURus)	E60693	Conductor size Factory wiring max. (cURus)	12 AWG
Conductor size Factory wiring min. (cURus)	26 AWG	Conductor size Field wiring max. (cURus)	12 AWG
Conductor size Field wiring min. (cURus)	26 AWG	Current size C (cURus)	16 A
Voltage size C (cURus)	600 V		

ZTTR 2.5

Weidmüller Interface GmbH & Co. KG

Klingenbergstraße 26

D-32758 Detmold

Germany

www.weidmueller.com

Technical data

Classifications

ETIM 6.0	EC000902	ETIM 7.0	EC000902
ETIM 8.0	EC000902	ETIM 9.0	EC000902
ECLASS 9.0	27-14-11-26	ECLASS 9.1	27-14-11-26
ECLASS 10.0	27-14-11-26	ECLASS 11.0	27-14-11-26
ECLASS 12.0	27-14-11-26	ECLASS 13.0	27-25-01-09

Approvals

Approvals



ROHS	Conform
UL File Number Search	UL Website
Certificate No. (cURus)	E60693

Downloads

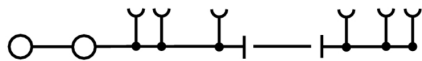
Approval/Certificate/Document of Conformity	Declaration of Conformity UKCA declaration of conformity Confirmation of Standards EN 45545-2 2020-10
Engineering Data	CAD data – STEP
User Documentation	StorageConditionsTerminalBlocks
Catalogues	Catalogues in PDF-format
Brochures	

ZTTR 2.5

Weidmüller Interface GmbH & Co. KG
Klingenbergstraße 26
D-32758 Detmold
Germany

www.weidmueller.com

Drawings



ZTTR 2.5**Weidmüller Interface GmbH & Co. KG**

Klingenbergstraße 26

D-32758 Detmold

Germany

www.weidmueller.com**Accessories****Z-Series**

Z
Series

Weidmüller's range of products includes end brackets that guarantee a permanent, reliable mounting on the terminal rail and prevent sliding. Versions with and without screws are available. The end brackets include marking options, also for group markers, and also a test plug holder.

General ordering data

Type	ZEW 35/2	Version
Order No.	8630740000	End bracket, Wemid, dark beige, Rail: TS 35, Snap-on
GTIN (EAN)	4032248348916	
Qty.	20 pc(s).	
Type	ZEW 35	Version
Order No.	9540000000	End bracket, Wemid, dark beige, Rail: TS 35, Snap-on
GTIN (EAN)	4008190956264	
Qty.	20 pc(s).	

Test plugs

PS

Test adapters and test plugs are used for the electrical connection between terminal blocks and the test equipment. In this way, an electrical contact can be established in the wired state and measurements can be done easily.

General ordering data

Type	PS 2.3 RT	Version
Order No.	0180400000	Test adapter (terminal), 20 mA
GTIN (EAN)	4008190060121	
Qty.	20 pc(s).	

ZTTR 2.5**Weidmüller Interface GmbH & Co. KG**

Klingenbergstraße 26

D-32758 Detmold

Germany

www.weidmueller.com**Accessories****2.5 mm²****2.5**
mm²

The plugs for our WeiCoS-System are available for all different connection systems. The product range includes preassembled connectors from 1 to 10 poles and the possibility of an individual assembly. This ensures maximum flexibility for every application. The customized accessories increase the safety and protection against environmental influences.

General ordering data

Type	WP 2.5/1AN/1	Version
Order No.	1305270000	Plug (terminal), Screw connection, 2.5 mm ² , 500 V, 24 A, Number of
GTIN (EAN)	4050118104547	poles: 1, dark beige
Qty.	50 pc(s).	
Type	WP 2.5/1AN/10	Version
Order No.	1305280000	Plug (terminal), Screw connection, 2.5 mm ² , 500 V, 24 A, Number of
GTIN (EAN)	4050118104530	poles: 10, dark beige
Qty.	50 pc(s).	

Locking elements

The plugs can be securely and easily fixed to the base terminal by using a locking element. The locking element avoids an unintentional disconnection of the plugs from the base terminal and ensures maximum safety.

General ordering data

Type	ZVR ZP2.5	Version
Order No.	1816130000	Z-series, Locking clips, yellow, 3.9 mm
GTIN (EAN)	4032248370702	
Qty.	25 pc(s).	

ZTTR 2.5**Weidmüller Interface GmbH & Co. KG**

Klingenbergstraße 26

D-32758 Detmold

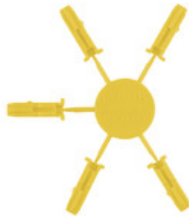
Germany

www.weidmueller.com**Accessories****Strain reliefs**

The strain relief protects the contact against mechanical stress and protects the connector against inadvertent release from the contact point.

General ordering data

Type	ZZE ZP2.5	Version
Order No.	1816140000	Z-series, Strain relief, yellow, 9.9 mm
GTIN (EAN)	4032248370719	
Qty.	25 pc(s).	
Type	ZZE ZP2.5/4	Version
Order No.	1866220000	Z-series, Strain relief, yellow, 19.9 mm
GTIN (EAN)	4032248480845	
Qty.	25 pc(s).	

Coding elements

Through the use of coding pins, individual coding options ensure trouble-free plug-in connection.

General ordering data

Type	KOSF ZT2.5	Version
Order No.	1816150000	Z-series, Coding element, yellow, 2.9 mm
GTIN (EAN)	4032248370726	
Qty.	50 pc(s).	

ZTTR 2.5

Weidmüller Interface GmbH & Co. KG

Klingenbergstraße 26

D-32758 Detmold

Germany

www.weidmueller.com

Accessories

2.5 mm²2.5
mm²

The plug-in cross-connections feature easy handling and quick installation. This saves a great deal of time during installation in comparison with screwed solutions.

General ordering data

Type	ZQV 2.5N/20 GE	Version
Order No.	1909000000	W-Series, Cross-connector, 24 A
GTIN (EAN)	4032248535613	
Qty.	20 pc(s).	

Blank



The Dekafix (DEK) marker is the universal marker for all conductor and plug-in connectors as well as for electronic sub-assemblies. The system is ideal for short number sequences and covers a wide range of ready-printed markers.

Strips for fast installation in only one work step. The printing is easy to read, rich in contrast and available in various widths.

- Large range of ready-to-use markers
- Strips for fast installation
- Terminal markers, suitable for all Weidmüller cable connectors
- Available as blank MultiCard or with standard printing

For custom printing: Please send us a file of our labeling software M-Print PRO or M-Print PRO Online (without installation) for your labeling specifications.

General ordering data

Type	DEK 5/5 MC NE WS	Version
Order No.	1609801044	Dekafix, Terminal marker, 5 x 5 mm, Pitch in mm (P): 5.00
GTIN (EAN)	4008190397111	Weidmueller, white
Qty.	1,000 pc(s).	

ZTTR 2.5

Weidmüller Interface GmbH & Co. KG

Klingenbergstraße 26

D-32758 Detmold

Germany

www.weidmueller.com

Accessories

2.5 mm²


The plugs for our WeiCoS-System are available for all different connection systems. The product range includes preassembled connectors from 1 to 10 poles and the possibility of an individual assembly. This ensures maximum flexibility for every application. The customized accessories increase the safety and protection against environmental influences.

General ordering data

Type	ZP 2.5/1AN GN	Version
Order No.	1875180000	Z-series, Plug-in connector, Direct mounting
GTIN (EAN)	4032248500260	
Qty.	50 pc(s).	
Type	ZP 2.5/1AN	Version
Order No.	1875150000	Z-series, Plug-in connector, dark beige, Direct mounting
GTIN (EAN)	4032248465163	
Qty.	50 pc(s).	
Type	ZP 2.5/1AN ZA O.RA	Version
Order No.	1875210000	Z-series, Plug-in connector, dark beige, Direct mounting
GTIN (EAN)	4032248500277	
Qty.	50 pc(s).	
Type	ZP 2.5/1AN ZA GN	Version
Order No.	1875200000	Z-series, Plug-in connector, Direct mounting
GTIN (EAN)	4032248501038	
Qty.	50 pc(s).	
Type	ZP 2.5/1AN ZA	Version
Order No.	1875190000	Z-series, Plug-in connector, dark beige, Direct mounting
GTIN (EAN)	4032248500253	
Qty.	50 pc(s).	
Type	ZP 2.5/1AN ZA O.RA GN	Version
Order No.	1875220000	Z-series, Plug-in connector, Direct mounting
GTIN (EAN)	4032248501045	
Qty.	50 pc(s).	

ZTTR 2.5

Weidmüller Interface GmbH & Co. KG

Klingenbergstraße 26

D-32758 Detmold

Germany

www.weidmueller.com

Accessories

Marker holder




The marker holder offer the possibility of additional mounting of standard markers with a pitch of 5 or 5.1 mm. The angled holders can be optionally snapped together and could be mounted in all standard marking channels of the Klippon® Connect modular terminal blocks. Fitting marker types could be found under the respective accessories of the designation marking holder.

General ordering data

Type	BZT 1 WS 10/5	Version
Order No.	1805490000	Accessories, Marker holder
GTIN (EAN)	4032248270231	
Qty.	100 pc(s).	
Type	BZT 1 ZA WS 10/5	Version
Order No.	1805520000	Accessories, Marker holder
GTIN (EAN)	4032248270248	
Qty.	100 pc(s).	

Slotted screwdriver



VDE insulated screwdriver sets, for working on live parts up to 1000 V AC and 1500 V DC, DIN EN 60900. IEC 900. Each piece is "GS" safety tested. Blade made from fully hardened, high-alloy chromium-vanadium-molybdenum steel, gun-metal finish.

General ordering data

Type	SDIS SLIM 0.6X3.5X100	Version
Order No.	2749610000	Mounting tool, Blade width (B): 3.5 mm, Blade length: 100 mm, Blade
GTIN (EAN)	4050118896350	thickness (A): 0.6 mm
Qty.	1 pc(s).	

ZTTR 2.5**Weidmüller Interface GmbH & Co. KG**

Klingenbergstraße 26

D-32758 Detmold

Germany

www.weidmueller.com**Accessories****2.5 mm²**

2.5
mm²

End plates are fitted to the open side of the last modular terminal before the end bracket. The use of an end plate ensures the function of the modular terminal and the specified rated voltage. It guarantees protection against contact with live parts and makes the final terminal finger-proof.

General ordering data

Type	ZAP/TW ZTTR2.5	Version
Order No.	1865520000	Z-series, End plate, Partition plate
GTIN (EAN)	4032248434473	
Qty.	50 pc(s).	