


SC-SMT 3.81/10/180G 1.5SN BK RL**Weidmüller Interface GmbH & Co. KG**

Klingenbergstraße 26

D-32758 Detmold

Germany

www.weidmueller.com**Product image**

High-temperature-resistant pin header (SC-SMT 180G) in 3.81-mm pitch (0.15 inch)

- Plugging direction is perpendicular to PCB (standing)
- Closed (G) .
- Packed either in box (BX) or on anti-static roll (tape-on-reel, RL)
- Pin length of either 1.5 mm or 3.2 mm

Weidmüller's 3.81-mm-pitch (0.15 inch) plug-in connectors are compatible with the layouts of standard connectors and offer space for labelling and coding.

General ordering data

| | |
|--------------|--|
| Version | PCB plug-in connector, male header, closed side, THT/THR solder connection, 3.81 mm, Number of poles: 10, 180°, Solder pin length (l): 1.5 mm, tinned, black, Tape |
| Order No. | 1864350000 |
| Type | SC-SMT 3.81/10/180G 1.5SN BK RL |
| GTIN (EAN) | 4032248429677 |
| Qty. | 300 pc(s). |
| Product data | IEC: 320 V / 17.5 A UL: 300 V / 11 A |
| Packaging | Tape |

Creation date May 8, 2024 10:45:57 AM CEST

SC-SMT 3.81/10/180G 1.5SN BK RL

Weidmüller Interface GmbH & Co. KG

Klingenbergstraße 26

D-32758 Detmold

Germany

www.weidmueller.com

Technical data

Dimensions and weights

| | | | |
|--------------------------|------------|-----------------|------------|
| Depth | 7.07 mm | Depth (inches) | 0.278 inch |
| Height | 10.7 mm | Height (inches) | 0.421 inch |
| Height of lowest version | 9.2 mm | Width | 38.79 mm |
| Width (inches) | 1.527 inch | Net weight | 3.773 g |

System specifications

| | | | |
|--|---|--|------------------------------|
| Product family | OMNIMATE Signal - series BC/SC 3.81 | Type of connection | Board connection |
| Mounting onto the PCB | THT/THR solder connection | Pitch in mm (P) | 3.81 mm |
| Pitch in inches (P) | 0.15 " | Outgoing elbow | 180° |
| Number of poles | 10 | Number of solder pins per pole | 1 |
| Solder pin length (l) | 1.5 mm | Solder pin length tolerance | 0 / -0,02 mm |
| Solder pin dimensions | d = 1.0 mm, Octagonal | Solder pin dimensions = d tolerance | 0 / -0,04 mm |
| Solder eyelet hole diameter (D) | 1.3 mm | Solder eyelet hole diameter tolerance (D)+ | 0,1 mm |
| Outside diameter of solder pad | 2.1 mm | Template aperture diameter | 1.9 mm |
| L1 in mm | 34.29 mm | L1 in inches | 1.35 " |
| Number of rows | 1 | Pin series quantity | 1 |
| Touch-safe protection acc. to DIN VDE 57 106 | finger-safe unplugged/ back-of-hand-safe plugged | Touch-safe protection acc. to DIN VDE 0470 | IP20 plugged/ IP10 unplugged |
| Volume resistance | ≤5 mΩ | Can be coded | Yes |

Material data

| | | | |
|---------------------------------------|----------|---------------------------------------|----------|
| Insulating material | LCP GF | Colour | black |
| Colour chart (similar) | RAL 9011 | Insulating material group | IIIa |
| Comparative Tracking Index (CTI) | ≥ 175 | Moisture Level (MSL) | 1 |
| UL 94 flammability rating | V-0 | Contact material | Cu-alloy |
| Contact surface | tinned | Storage temperature, min. | -40 °C |
| Storage temperature, max. | 70 °C | Operating temperature, min. | -50 °C |
| Operating temperature, max. | 120 °C | Temperature range, installation, min. | -25 °C |
| Temperature range, installation, max. | 120 °C | | |

Rated data acc. to IEC

| | | | |
|---|------------------------|---|------------------|
| tested acc. to standard | IEC 60664-1, IEC 61984 | Rated current, min. number of poles (Tu=20°C) | 17.5 A |
| Rated current, max. number of poles (Tu=20°C) | 13.9 A | Rated current, min. number of poles (Tu=40°C) | 17 A |
| Rated current, max. number of poles (Tu=40°C) | 12.4 A | Rated voltage for surge voltage class / pollution degree II/2 | 320 V |
| Rated voltage for surge voltage class / pollution degree III/2 | 160 V | Rated voltage for surge voltage class / pollution degree III/3 | 160 V |
| Rated impulse voltage for surge voltage class/ pollution degree II/2 | 2.5 kV | Rated impulse voltage for surge voltage class/ pollution degree III/2 | 2.5 kV |
| Rated impulse voltage for surge voltage class/ contamination degree III/3 | 2.5 kV | Short-time withstand current resistance | 3 x 1s with 76 A |

SC-SMT 3.81/10/180G 1.5SN BK RL

Weidmüller Interface GmbH & Co. KG

Klingenbergstraße 26

D-32758 Detmold

Germany

www.weidmueller.com

Technical data

Rated data acc. to CSA

Institute (CSA)



Certificate No. (CSA)

200039-1121690

Rated voltage (Use group B / CSA) 300 V

Rated current (Use group B / CSA) 11 A

Reference to approval values

Specifications are maximum values, details - see approval certificate.

Rated data acc. to UL 1059

Institute (cURus)



Certificate No. (cURus)

E60693

Rated voltage (Use group B / UL 1059) 300 V

Rated voltage (Use group D / UL 1059) 300 V

Rated current (Use group B / UL 1059) 11 A

Rated current (Use group D / UL 1059) 11 A

Reference to approval values

Specifications are maximum values, details - see approval certificate.

Packing

| | |
|--|-------------------------------|
| ESD Level packaging | static dissipative |
| VPE length | 330 mm |
| VPE height | 62 mm |
| Tape width (W) | 56 mm |
| Tape pocket height (A0) | 7.6 mm |
| Tape pocket separation (P1) | 16 mm |
| Tape pocket separation (F) | 26.2 mm |
| Surface resistance | $R_s = 10^9 - 10^{12} \Omega$ |
| Length Pick & Place Pad (L _{PPP}) | 12.5 mm |
| Protrusion 1 Pick & Place Pad (L _{01 (PPP)}) | 6.25 mm |

| | |
|--|----------|
| Packaging | Tape |
| VPE width | 300 mm |
| Tape depth (T2) | 14.4 mm |
| Tape pocket depth (K0) | 13.9 mm |
| Tape pocket width (B0) | 42.35 mm |
| Tape hole separation (E) | 1.75 mm |
| Tape reel diameter ϕ (A) | 330 mm |
| Width Pick & Place Pad (W _{PPP}) | 6.7 mm |
| Diameter of the withdrawal surface (ϕ D _{max}) | 6 mm |
| Protrusion 2 Pick & Place Pad (P _{02 (PPP)}) | 6.25 mm |

Classifications

| | | | |
|-------------|-------------|-------------|-------------|
| ETIM 6.0 | EC002637 | ETIM 7.0 | EC002637 |
| ETIM 8.0 | EC002637 | ETIM 9.0 | EC002637 |
| ECLASS 9.0 | 27-44-04-02 | ECLASS 9.1 | 27-44-04-02 |
| ECLASS 10.0 | 27-44-04-02 | ECLASS 11.0 | 27-46-02-01 |
| ECLASS 12.0 | 27-46-02-01 | ECLASS 13.0 | 27-46-02-01 |

SC-SMT 3.81/10/180G 1.5SN BK RL

Weidmüller Interface GmbH & Co. KG

Klingenbergstraße 26

D-32758 Detmold

Germany

www.weidmueller.com

Technical data

Important note

| | |
|----------------|---|
| IPC conformity | Conformity: The products are developed, manufactured and delivered according international recognized standards and norms and comply with the assured properties in the data sheet resp. fulfill decorative properties in accordance with IPC-A-610 "Class 2". Further claims on the products can be evaluated on request. |
| Notes | <ul style="list-style-type: none"> Additional variants on request Rated current related to rated cross-section & min. No. of poles. Rated data refer only to the component itself. Clearance and creepage distances to other components are to be designed in accordance with the relevant application standards. P on drawing = pitch In accordance with IEC 61984, OMNIMATE-connectors are connectors without breaking capacity (COC). During designated use, connectors are not allowed to be engaged or disengaged when live or under load Long term storage of the product with average temperature of 50 °C and maximum humidity 70%, 36 months |

Approvals

Approvals



| | |
|-------------------------|------------|
| ROHS | Conform |
| UL File Number Search | UL Website |
| Certificate No. (cURus) | E60693 |


Downloads

| | |
|---|---|
| Approval/Certificate/Document of Conformity | CB Certificate CB Testreport Declaration of the Manufacturer |
| Engineering Data | CAD data – STEP |
| Product Change Notification | PCN_2015_208_PL30X_SC-SMT_SL_SMT_3.xx_5.xx_new_Tape_Packaging_Step_1_EN PCN_2015_208_PL30X_SC-SMT_SL_SMT_3.xx_5.xx_neue_Tapeverpackung_Step_1_DE Changeover to ESD bags for "Tape on Reel" products Umstellung auf ESD-Beutel bei „Tape on Reel“ Produkten |
| Catalogues | Catalogues in PDF-format |
| Brochures | FL DRIVES EN MB SMT EN FL DRIVES DE MB DEVICE MANUF. EN FL BUILDING SAFETY EN FL APPL LED LIGHTING EN FL INDUSTR.CONTROLS EN FL MACHINE SAFETY EN FL HEATING ELECTR EN FL APPL INVERTER EN FL_BASE_STATION_EN FL ELEVATOR EN FL POWER SUPPLY EN FL 72H SAMPLE SER EN PO OMNIMATE EN PO OMNIMATE EN |
| White paper surface mount technology | Download Whitepaper |

SC-SMT 3.81/10/180G 1.5SN BK RL

Weidmüller Interface GmbH & Co. KG
Klingenbergstraße 26
D-32758 Detmold
Germany

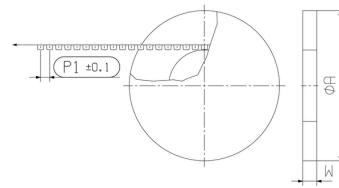
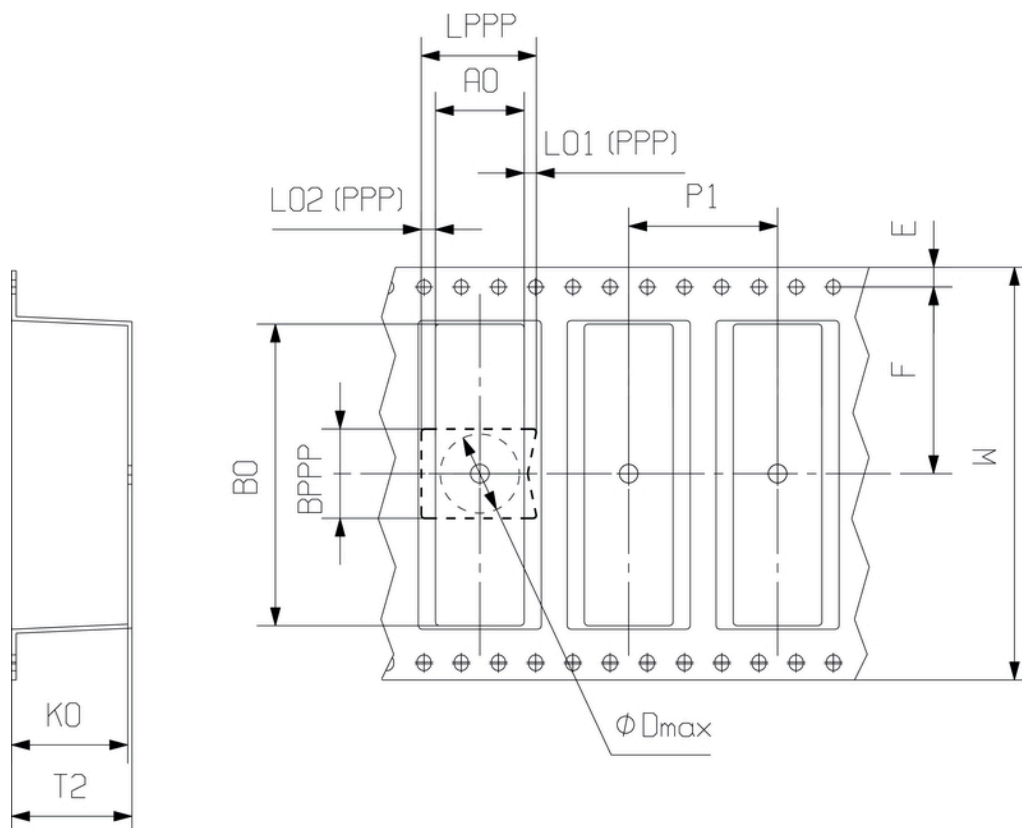
www.weidmueller.com

Drawings**Product image****Dimensional drawing****Example of use**

SC-SMT 3.81/10/180G 1.5SN BK RL

Weidmüller Interface GmbH & Co. KG
 Klingenbergstraße 26
 D-32758 Detmold
 Germany

www.weidmueller.com

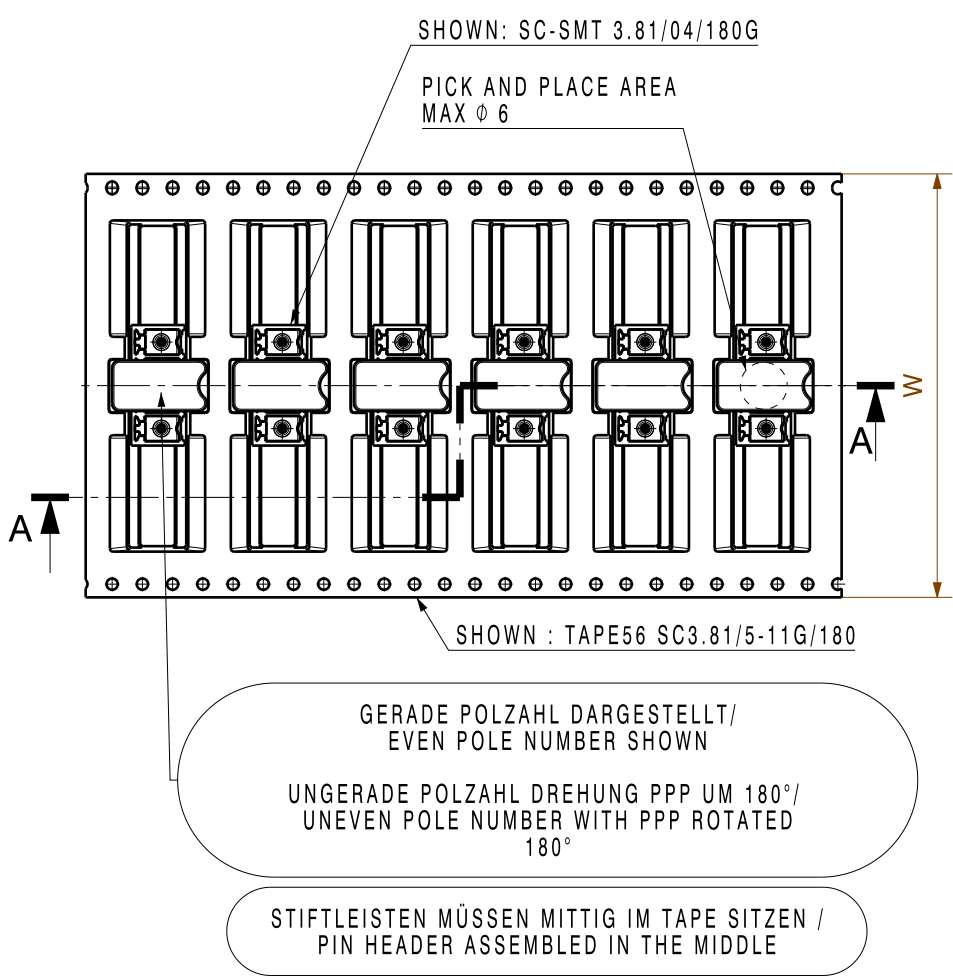
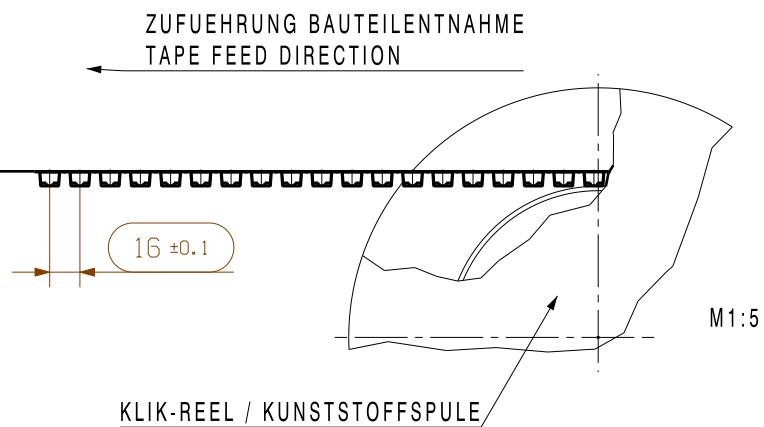
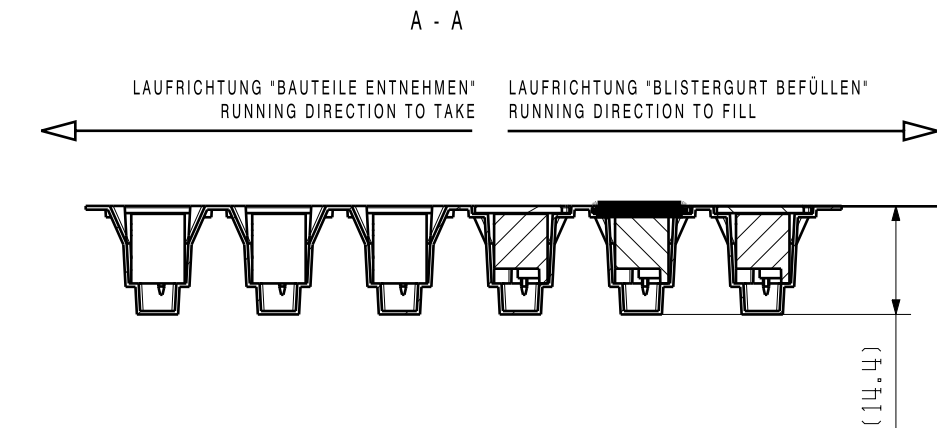
Drawings
Dimensional drawing

Dimensional drawing


WEITERGABE SOWIE VERVIELFÄLTIGUNG DIESES DOKUMENTS, VERWERTUNG UND MITTEILUNG SEINES INHALTS SIND VERBOTEN, SOWEIT NICHT AUSDRUECKLICH GESTATTET.
ZUWIDERHANDLUNGEN VERPFLICHTEN ZU SCHADENERSATZ. ALLE RECHTE FUER DEN FALL DER PATENT-, GEBRAUCHSMUSTER- ODER GESCHMACKSMUSTEREINTRAGUNG VORBEHALTEN.
THE REPRODUCTION, DISTRIBUTION AND UTILIZATION OF THIS DOCUMENT AS WELL AS THE COMMUNICATION OF ITS CONTENTS TO OTHERS WITHOUT EXPLICIT AUTHORIZATION IS PROHIBITED.
OFFENDERS WILL BE HELD LIABLE FOR THE PAYMENT OF DAMAGES. WEIDMUELLER EXCLUSIVELY RESERVES THE RIGHT TO FILE FOR PATENTS, UTILITY MODELS OR DESIGNS.

MASSE OHNE TOLERANZ SIND KEINE PRUEFMASSE
DIMS. WITHOUT TOLERANCE ARE NOT CONTROL DIMS.

DIE DEUTSCHE VERSION IST VERBINDLICH
THE GERMAN VERSION IS BINDING

New Universal-Tape



| TAPEBREITE TAPEWIDTH (MAT.NR.) | POL ZAHL NO OF POLS | SC-SMT 3.81/././180.. 1.5 BK | | SC-SMT 3.81/././180.. 3.2 BK | | SC-SMT 3.81/././180.. 2.6 BK | | SC-SMT 3.81/././180.. 2.6 TGY | |
|--------------------------------------|------------------------------|------------------------------|------------|------------------------------|------------|------------------------------|----|-------------------------------|----|
| | | BESTELNR./CAT.NO. | | BESTELNR./CAT.NO. | | BESTELNR./CAT.NO. | | BESTELNR./CAT.NO. | |
| W | n | G | LF | G | LF | G | LF | G | LF |
| 32 (1398390000) | 2 | 1864050000 | / | | / | 1508670000 | / | | / |
| | 3 | 1864060000 | / | | / | | / | | / |
| | 4 | 1864290000 | / | 1863490000 | / | | / | | / |
| 44 (2017980000) | 2 | / | 1864220000 | / | 1863500000 | / | | / | |
| | 3 | / | 1864230000 | / | 1863510000 | / | | / | |
| | 4 | / | 1864240000 | / | 1863530000 | / | | / | |
| | 5 | 1864300000 | 1864250000 | | 1863580000 | | | | |
| | 6 | 1864310000 | 1864260000 | | 1863600000 | | | | |
| | 7 | 1864320000 | / | | / | | / | | / |
| | 8 | 1864330000 | / | | / | | / | | / |
| 56 (1302030000) | 7 | / | 1864270000 | / | 1863620000 | / | | / | |
| | 8 | / | 1864280000 | / | 1863640000 | / | | / | |
| | 9 | 1864340000 | | | | | | | |
| | 10 | 1864350000 | | | | | | | |
| 88 (1396720000) | 9 | / | | / | | / | | / | |
| | 10 | / | | / | 1430710000 | / | | / | |
| | 11 | 1430820000 | 1430680000 | 1430830000 | 1430690000 | | | | |
| | 12 | 1430840000 | 1430700000 | 1430850000 | 1359440000 | | | | |
| | 13 | 1430860000 | 1430720000 | 1430870000 | 1430730000 | | | | |
| | 14 | 1430880000 | 1430740000 | 1430890000 | 1430750000 | 1222740000 | | 1222750000 | |
| | 15 | 1430910000 | 1430770000 | 1430920000 | 1430780000 | | | | |
| | 16 | 1430930000 | 1430790000 | 1430940000 | 1430810000 | | | | |

TAPE UND REEL GEMAESS IEC 286-3 (EN 60286-3) /
TAPE AND REEL ACCORDING TO IEC 286-3 (EN 60286-3)

84510/5
29.10.15
GUETZLAFF_T
MODIFICATION

02

SCALE: 1/1 (04)
SUPERSEDES: .

DRAWN
RESPONSIBLE
CHECKED
APPROVED

06.09.2012
30.10.2015

LANG_T
AMANN_A
HELIS_MA
LANG_T

CAT.NO.: .

Weidmüller

3 56539 04

DRAWING NO.
SHEET 00

OF 00 SHEETS

ISSUE NO.

04

SC-SMT 3.81/././180...RL
ANSCHLUSS STIFTHEISTE
PIN HEADER

PRODUCT FILE: SC-SMT 3.81 7278

Recommended wave soldering profiles

Weidmüller Interface GmbH & Co. KG
Klingenbergstraße 16
D-32758 Detmold
Germany
Fon: +49 5231 14-0
Fax: +49 5231 14-292083
www.weidmueller.com

Single Wave:



Double Wave:



Wave soldering profiles

Wired connection elements should be processed in accordance with the DIN EN 61760-1 standard. We have included two recommendations for practical wave soldering profiles, with which Weidmüller PCB terminals and connectors are qualified.

When choosing a suitable profile for your application, the following factors also need to be considered:

- PCB thickness
- Proportion of Cu in the layers
- Single/double-sided assembly
- Product range
- Heating and cooling rates

The single and double wave profiles each indicate the recommended operating range, including the maximum soldering temperature of 260°C. In practice, the maximum soldering temperature is quite often well below the above maximum profile.

We reserve the right to make technical changes.

Recommended reflow soldering profile

Weidmüller Interface GmbH & Co. KG
Klingenbergstraße 16
D-32758 Detmold
Germany
Fon: +49 5231 14-0
Fax: +49 5231 14-292083
www.weidmueller.com



Reflow soldering profile

The perfect soldering profile for SMT Surface Mount Technology is one the most exiting question in SMT production. But there are more than one correct answer: The diagram of temperature-on-time is related to processing features of solder paste and to maximum load of components.

We have to consider the following parameters:

- Time for pre heating
- Maximum temperature
- Time above melting point
- Time for cooling
- Maximum heating rate
- Maximum cooling rate

We recommend a typical solder profile with associated process limits. With preheating components and board are prepared smoothly for the solder phase. Heating rate is typically $\leq +3\text{K/s}$. In parallel the solder paste is 'activated'. The time above melting point of 217°C the paste gets liquid and components and boards begin to connect. The maximum temperature of 245°C to 254°C should stay between 10 and 40 seconds. In the cooling phase at $\geq -6\text{K/s}$ solder is cured. Board and components cool down while avoiding cold cracks.