


**BCZ 3.81/03/180 SN BK BX****Weidmüller Interface GmbH & Co. KG**

Klingenbergstraße 26

D-32758 Detmold

Germany

[www.weidmueller.com](http://www.weidmueller.com)**Product image**

Female socket connectors with clamping-yoke screw system for connecting wires.

Three wire-outlet directions are available and provide flexible connection-level design options:

- 180° wire parallel to plugging direction
- 90° wire perpendicular and above plugging direction
- 270° wire perpendicular and below plugging direction

There are three housing shapes, covering many different requirements, to choose from:

- Standard housing without flange
- Flange with screw (F)
- Flange featuring Weidmüller's patented release latch (LR) for lock-and-release latching with no strain and no tools needed.

Weidmüller's 3.81-mm-pitch (0.15 inch) plug-in connectors are compatible with the layouts of customary connectors and offer space for labelling and coding.

**General ordering data**

Version	PCB plug-in connector, female plug, 3.81 mm, Number of poles: 3, 180°, Clamping yoke connection, Clamping range, max.: 1.5 mm², Box
Order No.	<a href="#">1792780000</a>
Type	BCZ 3.81/03/180 SN BK BX
GTIN (EAN)	4032248226764
Qty.	50 pc(s).
Product data	IEC: 320 V / 17.5 A / 0.2 - 1.5 mm² UL: 300 V / 10 A / AWG 28 - AWG 16
Packaging	Box

## BCZ 3.81/03/180 SN BK BX

Weidmüller Interface GmbH &amp; Co. KG

Klingenbergstraße 26

D-32758 Detmold

Germany

www.weidmueller.com

## Technical data

## Dimensions and weights

Depth	16.1 mm	Depth (inches)	0.634 inch
Height	11.1 mm	Height (inches)	0.437 inch
Width	11.52 mm	Width (inches)	0.454 inch
Net weight	2.52 g		

## System Parameters

Product family	OMNIMATE Signal - series BC/SC 3.81		
Type of connection	Field connection		
Wire connection method	Clamping yoke connection		
Pitch in mm (P)	3.81 mm		
Pitch in inches (P)	0.15 "		
Conductor outlet direction	180°		
Number of poles	3		
L1 in mm	7.62 mm		
L1 in inches	0.3 "		
Number of rows	1		
Pin series quantity	1		
Rated cross-section	1 mm <sup>2</sup>		
Touch-safe protection acc. to DIN VDE 57 106	Safe from finger touch		
Touch-safe protection acc. to DIN VDE 0470	IP20 plugged/ IP10 unplugged		
Protection degree	IP20		
Volume resistance	≤5 mΩ		
Can be coded	Yes		
Stripping length	7 mm		
Clamping screw	M 2		
Screwdriver blade	0.4 x 2.5		
Screwdriver blade standard	DIN 5264		
Plugging cycles	25		
Plugging force/pole, max.	7 N		
Pulling force/pole, max.	5 N		
Tightening torque	Torque type	Wire connection	
	Usage information	Tightening torque	min. 0.2 Nm max. 0.25 Nm

## Material data

Insulating material	PA 66 GF 30	Colour	black
Colour chart (similar)	RAL 9011	Insulating material group	II
Comparative Tracking Index (CTI)	≥ 550	UL 94 flammability rating	V-0
Contact material	Cu-alloy	Contact surface	tinned
Layer structure of plug contact	0.5...1.5 µm Cu / 2...5 µm Sn	Storage temperature, min.	-40 °C
Storage temperature, max.	70 °C	Operating temperature, min.	-50 °C
Operating temperature, max.	120 °C	Temperature range, installation, min.	-25 °C
Temperature range, installation, max.	120 °C		

## Conductors suitable for connection

Clamping range, min.	0.08 mm <sup>2</sup>
Clamping range, max.	1.5 mm <sup>2</sup>
Wire connection cross section AWG, min.	AWG 28

Creation date May 22, 2024 3:05:02 AM CEST

**BCZ 3.81/03/180 SN BK BX****Weidmüller Interface GmbH & Co. KG**

Klingenbergstraße 26

D-32758 Detmold

Germany

www.weidmueller.com

**Technical data**

Wire connection cross section AWG, max.	AWG 16		
Solid, min. H05(07) V-U	0.2 mm <sup>2</sup>		
Solid, max. H05(07) V-U	1.5 mm <sup>2</sup>		
Flexible, min. H05(07) V-K	0.2 mm <sup>2</sup>		
Flexible, max. H05(07) V-K	1.5 mm <sup>2</sup>		
w. plastic collar ferrule, DIN 46228 pt 4, 0.2 mm <sup>2</sup> min.			
w. plastic collar ferrule, DIN 46228 pt 4, 1.5 mm <sup>2</sup> max.			
w. wire end ferrule, DIN 46228 pt 1, min.	0.2 mm <sup>2</sup>		
w. wire end ferrule, DIN 46228 pt 1, max.	1.5 mm <sup>2</sup>		
Plug gauge in accordance with EN 60999 a x b; ø	2.4 mm x 1.5 mm		
Clampable conductor	Cross-section for conductor connection	Type	fine-wired
		nominal	0.5 mm <sup>2</sup>
	wire end ferrule	Stripping length	nominal 6 mm
		Recommended wire-end ferrule	<a href="#">H0.5/6</a>
	Cross-section for conductor connection	Type	fine-wired
		nominal	0.75 mm <sup>2</sup>
	wire end ferrule	Stripping length	nominal 6 mm
		Recommended wire-end ferrule	<a href="#">H0,75/6</a>
	Cross-section for conductor connection	Type	fine-wired
		nominal	1 mm <sup>2</sup>
	wire end ferrule	Stripping length	nominal 6 mm
		Recommended wire-end ferrule	<a href="#">H1,0/6</a>
	Cross-section for conductor connection	Type	fine-wired
		nominal	1.5 mm <sup>2</sup>
	wire end ferrule	Stripping length	nominal 7 mm
		Recommended wire-end ferrule	<a href="#">H1.5/7</a>
Reference text	The outside diameter of the plastic collar should not be larger than the pitch (P), Length of ferrules is to be chosen depending on the product and the rated voltage.		

**Rated data acc. to IEC**

tested acc. to standard	IEC 60664-1, IEC 61984	Rated current, min. number of poles (Tu=20°C)	17.5 A
Rated current, max. number of poles (Tu=20°C)	17.5 A	Rated current, min. number of poles (Tu=40°C)	17 A
Rated current, max. number of poles (Tu=40°C)	15.2 A	Rated voltage for surge voltage class / pollution degree II/2	320 V
Rated voltage for surge voltage class / pollution degree III/2	160 V	Rated voltage for surge voltage class / pollution degree III/3	160 V
Rated impulse voltage for surge voltage class/ pollution degree II/2	2.5 kV	Rated impulse voltage for surge voltage class/ pollution degree III/2	2.5 kV
Rated impulse voltage for surge voltage class/ contamination degree III/3	2.5 kV	Short-time withstand current resistance	3 x 1s with 76 A

**BCZ 3.81/03/180 SN BK BX****Weidmüller Interface GmbH & Co. KG**

Klingenbergstraße 26

D-32758 Detmold

Germany

www.weidmueller.com

**Technical data****Rated data acc. to CSA**

Institute (CSA)



Certificate No. (CSA)

200039-1121690

Rated voltage (Use group B / CSA)	300 V
Rated current (Use group B / CSA)	8 A
Wire cross-section, AWG, min.	AWG 28
Reference to approval values	Specifications are maximum values, details - see approval certificate.

Rated voltage (Use group C / CSA)	50 V
Rated current (Use group C / CSA)	8 A
Wire cross-section, AWG, max.	AWG 16

**Rated data acc. to UL 1059**

Institute (cURus)



Certificate No. (cURus)

E60693

Rated voltage (Use group B / UL 1059)	300 V
Rated current (Use group B / UL 1059)	10 A
Wire cross-section, AWG, min.	AWG 28
Reference to approval values	Specifications are maximum values, details - see approval certificate.

Rated voltage (Use group D / UL 1059)	300 V
Rated current (Use group D / UL 1059)	10 A
Wire cross-section, AWG, max.	AWG 16

**Packing**

Packaging	Box	VPE length	78 mm
VPE width	69 mm	VPE height	39 mm

**Type tests**

Test: Durability of markings	Standard	DIN EN 61984 section 7.3.2 / 09.02 taking pattern from DIN EN 60068-2-70 / 07.96
	Test	mark of origin, type identification, rated voltage, rated cross-section, pitch, type of material, approval marking UL, approval marking CSA
	Evaluation	available
	Test	durability
Test: Misengagement (Non-interchangeability)	Evaluation	passed
	Standard	DIN EN 61984 section 6.3 and 6.9.1 / 09.02, DIN EN 60512-13-5 / 11.06
	Test	180° turned without coding elements
	Evaluation	passed
	Test	visual examination
	Evaluation	passed

**BCZ 3.81/03/180 SN BK BX****Weidmüller Interface GmbH & Co. KG**

Klingenbergstraße 26

D-32758 Detmold

Germany

www.weidmueller.com

**Technical data**

Test: Clampable cross section	Standard	DIN EN 60999-1 section 7 and 9.1 / 12.00, DIN EN 60947-1 section 8.2.4.5.1 / 12.02
	Conductor type	Type of conductor and solid 0.08 mm <sup>2</sup> conductor cross-section
		Type of conductor and stranded 0.08 mm <sup>2</sup> conductor cross-section
		Type of conductor and solid 1.5 mm <sup>2</sup> conductor cross-section
		Type of conductor and stranded 1.5 mm <sup>2</sup> conductor cross-section
		Type of conductor and AWG 28/1 conductor cross-section
		Type of conductor and AWG 28/19 conductor cross-section
		Type of conductor and AWG 16/1 conductor cross-section
		Type of conductor and AWG 16/19 conductor cross-section
	Evaluation	passed
Test for damage to and accidental loosening of conductors	Standard	DIN EN 60999-1 section 9.4 / 12.00
	Requirement	0.2 kg
	Conductor type	Type of conductor and stranded 0.25 mm <sup>2</sup> conductor cross-section
		Type of conductor and AWG 28/1 conductor cross-section
		Type of conductor and AWG 28/19 conductor cross-section
	Evaluation	passed
	Requirement	0.3 kg
	Conductor type	Type of conductor and solid 0.5 mm <sup>2</sup> conductor cross-section
	Evaluation	passed
	Requirement	0.4 kg
	Conductor type	Type of conductor and solid 1.5 mm <sup>2</sup> conductor cross-section
		Type of conductor and stranded 1.5 mm <sup>2</sup> conductor cross-section
		Type of conductor and AWG 16/1 conductor cross-section
		Type of conductor and AWG 16/19 conductor cross-section
	Evaluation	passed

**BCZ 3.81/03/180 SN BK BX****Weidmüller Interface GmbH & Co. KG**

Klingenbergstraße 26

D-32758 Detmold

Germany

www.weidmueller.com

**Technical data**

Pull-out test	Standard	DIN EN 60999-1 section 9.5 / 12.00
	Requirement	≥10 N
	Conductor type	Type of conductor and stranded 0.25 mm <sup>2</sup> conductor cross-section
		Type of conductor and AWG 28/1 conductor cross-section
		Type of conductor and AWG 28/19 conductor cross-section
	Evaluation	passed
	Requirement	≥20 N
	Conductor type	Type of conductor and H05V-U0.5 conductor cross-section
	Evaluation	passed
	Requirement	≥40 N
	Conductor type	Type of conductor and H07V-U1.5 conductor cross-section
		Type of conductor and H07V-K1.5 conductor cross-section
		Type of conductor and AWG 16/1 conductor cross-section
		Type of conductor and AWG 16/19 conductor cross-section
	Evaluation	passed

**Classifications**

ETIM 6.0	EC002638	ETIM 7.0	EC002638
ETIM 8.0	EC002638	ETIM 9.0	EC002638
ECLASS 9.0	27-44-03-09	ECLASS 9.1	27-44-03-09
ECLASS 10.0	27-44-03-09	ECLASS 11.0	27-46-02-02
ECLASS 12.0	27-46-02-02	ECLASS 13.0	27-46-02-02

**Environmental Product Compliance**

REACH SVHC	Lead 7439-92-1
SCIP	ea9dd4b8-c51f-409c-885a-41700372be61

## BCZ 3.81/03/180 SN BK BX

Weidmüller Interface GmbH &amp; Co. KG

Klingenbergstraße 26

D-32758 Detmold

Germany

www.weidmueller.com

## Technical data

## Important note

IPC conformity	Conformity: The products are developed, manufactured and delivered according international recognized standards and norms and comply with the assured properties in the data sheet resp. fulfill decorative properties in accordance with IPC-A-610 "Class 2". Further claims on the products can be evaluated on request.
Notes	<ul style="list-style-type: none"> <li>• Additional variants on request</li> <li>• Rated current related to rated cross-section &amp; min. No. of poles.</li> <li>• Wire end ferrule without plastic collar to DIN 46228/1</li> <li>• Wire end ferrule with plastic collar to DIN 46228/4</li> <li>• P on drawing = pitch</li> <li>• Rated data refer only to the component itself. Clearance and creepage distances to other components are to be designed in accordance with the relevant application standards.</li> <li>• In accordance with IEC 61984, OMNIMATE-connectors are connectors without breaking capacity (COC). During designated use, connectors are not allowed to be engaged or disengaged when live or under load</li> <li>• Long term storage of the product with average temperature of 50 °C and maximum humidity 70%, 36 months</li> </ul>

## Approvals

Approvals



ROHS	Conform
UL File Number Search	UL Website
Certificate No. (cURus)	E60693

## Downloads


Approval/Certificate/Document of Conformity	<a href="#">CB Certificate</a> <a href="#">CB Testreport</a> <a href="#">Declaration of the Manufacturer</a>
Engineering Data	<a href="#">CAD data – STEP</a>
Catalogues	<a href="#">Catalogues in PDF-format</a>
Brochures	<a href="#">FL DRIVES EN</a> <a href="#">MB DEVICE MANUF. EN</a> <a href="#">FL DRIVES DE</a> <a href="#">FL BUILDING SAFETY EN</a> <a href="#">FL APPL LED LIGHTING EN</a> <a href="#">FL INDUSTR.CONTROLS EN</a> <a href="#">FL MACHINE SAFETY EN</a> <a href="#">FL HEATING ELECTR EN</a> <a href="#">FL APPL INVERTER EN</a> <a href="#">FL BASE STATION EN</a> <a href="#">FL ELEVATOR EN</a> <a href="#">FL POWER SUPPLY EN</a> <a href="#">FL 72H SAMPLE SER EN</a> <a href="#">PO OMNIMATE EN</a> <a href="#">PO OMNIMATE EN</a>

**BCZ 3.81/03/180 SN BK BX**
**Weidmüller Interface GmbH & Co. KG**

Klingenbergstraße 26

D-32758 Detmold

Germany

[www.weidmueller.com](http://www.weidmueller.com)
**Drawings**
**Product image**

**Dimensional drawing**

**Graph**

**Graph**

**Graph**




**BCZ 3.81/03/180 SN BK BX****Weidmüller Interface GmbH & Co. KG**

Klingenbergstraße 26

D-32758 Detmold

Germany

[www.weidmueller.com](http://www.weidmueller.com)**Accessories****Cover hoods****Effective protection, optimised ergonomics and closed design:**

From the strain relief on the connected conductors and the visual/contact protection and the disconnection aid: the optional retrofit hoods perform mechanical, visual and haptic functions.

The two half shells clip together securely, enclose the plug completely and offer the following functions:

- Cable ties or integrated cable clips provide strain relief.
- Marked with dekafix labels or adhesive strips
- Mounting side by side without losing poles or displacing the pitch
- Compatible: suitable for plugs with or without a flange or mounting bracket
- Flexible: 1-3 cable outlets leading in different directions available depending on the size

Weidmüller hoods offer added stability, better identification, complete compatibility and versatility.

The result: maximum reliability and user-friendliness in any application.

**General ordering data**

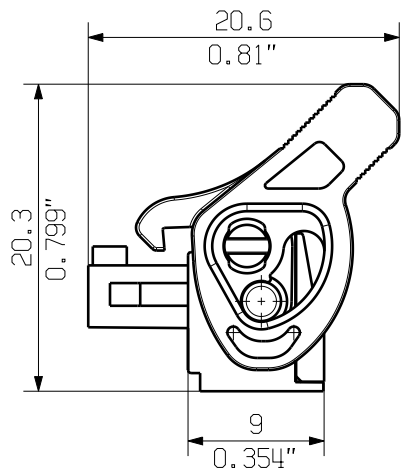
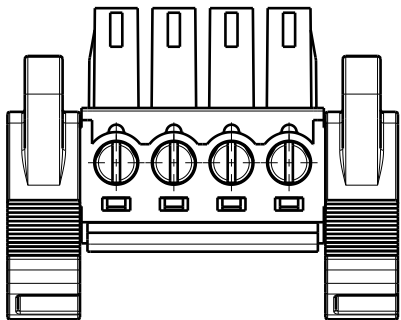
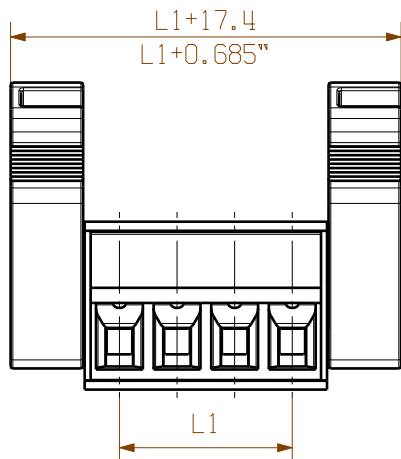
Type	BCZ 3.81 AH03 BK BX	Version	PCB plug-in connector, Accessories, Hood, black, Number of poles: 3	Product data		Packaging	Box
Order No.	<a href="#">1005280000</a>						
GTIN (EAN)	4032248752508						
Qty.	10 pc(s).						

10

BCZ 3.81/.../180 ...



BCZ 3.81/.../180LR ...



BCZ 3.81/.../180F ...



KUNDENZEICHNUNG  
CUSTOMER DRAWING

For the mounting of PCBs, it should be noted that the rated data given in the catalogue relates only to the connection elements. The necessary creepage and clearance paths must be observed in connection with the respective applicant in accordance to VDE 0110. The current-carrying capacity and pitch tolerance is to be determined according to DIN IEC 326 part 3 very fine.

Weidmüller connectors are tested to the DIN VDE 0627 standard, and are valid for its field of application. Provided that the connectors are used to the intended purpose, all requirements with respect to the occurring of electrical, mechanical, thermic and corrosive stress will be satisfied.

GENERAL TOLERANCE:  
DIN ISO 2768-m



Max. nos.

98178/5  
16.10.17 MA\_J

01

Modification

**Weidmüller**



C 40383

10

Drawing no. Issue no.  
Sheet 01 of 06 sheets



Date Name

Drawn 21.02.2006 GU\_D

Responsible MA\_J

Scale: 2/1 Checked 16.10.2017 ZHOU\_N

Supersedes: . Approved XU\_S

**BCZ 3.81/.../180 SN ...**  
BUCHSENLEISTE  
SOCKET BLOCK

Product file: BCZ 3.81

7070

20	72.39	2.850
19	68.58	2.700
18	64.77	2.550
17	60.96	2.400
16	57.15	2.250
15	53.34	2.100
14	49.53	1.950
13	45.72	1.800
12	41.91	1.650
11	38.10	1.500
10	34.29	1.350
9	30.48	1.200
8	26.67	1.050
7	22.86	0.900
6	19.05	0.750
5	15.24	0.600
4	11.43	0.450
3	7.62	0.300
2	3.81	0.150
N	L1 [mm]	L1 [inch]

Cat.no.: .