


ZDK 1.5V**Weidmüller Interface GmbH & Co. KG**

Klingenbergstraße 26

D-32758 Detmold

Germany

www.weidmueller.com**Product image**

To feed through power, signal, and data is the classical requirement in electrical engineering and panel building. The insulating material, the connection system and the design of the terminal blocks are the differentiating features. A feed-through terminal block is suitable for joining and/or connecting one or more conductors. They could have one or more connection levels that are on the same potential or insulated against one another.

General ordering data

| | |
|------------|--|
| Version | Feed-through terminal, Double-tier terminal, Tension-clamp connection, 1.5 mm ² , 500 V, 17.5 A, dark beige |
| Order No. | 1791130000 |
| Type | ZDK 1.5V |
| GTIN (EAN) | 4032248239115 |
| Qty. | 100 pc(s). |

ZDK 1.5V**Weidmüller Interface GmbH & Co. KG**

Klingenbergstraße 26

D-32758 Detmold

Germany

www.weidmueller.com

Technical data**Dimensions and weights**

| | | | |
|--------------------------|------------|----------------|------------|
| Depth | 49.5 mm | Depth (inches) | 1.949 inch |
| Depth including DIN rail | 50 mm | Height | 75.5 mm |
| Height (inches) | 2.972 inch | Width | 3.5 mm |
| Width (inches) | 0.138 inch | Net weight | 9.99 g |

Temperatures

| | | | |
|----------------------------------|----------------|----------------------------------|--------|
| Storage temperature | -25 °C...55 °C | Continuous operating temp., min. | -50 °C |
| Continuous operating temp., max. | 120 °C | | |

Material data

| | | | |
|---------------------------|-------|--------|------------|
| Material | Wemid | Colour | dark beige |
| UL 94 flammability rating | V-0 | | |

System specifications

| | | | |
|-----------------------------------|---|-------------------------------------|-----|
| Version | Tension-clamp connection, Vertically cross-connected, for plug-in cross-connector, One end without connector | End cover plate required | Yes |
| Number of levels | 2 | Number of clamping points per level | 2 |
| Levels cross-connected internally | Yes | PE connection | No |
| Rail | TS 35 | | |

Additional technical data

| | | | |
|-----------------------------|---------|---------------------|-----------------|
| Explosion-tested version | No | Installation advice | Direct mounting |
| Number of similar terminals | 1 | Open sides | right |
| Type of mounting | Snap-on | | |

CSA rating data

| | | | |
|-------------------------------|----------------|-------------------------------|--------|
| Certificate No. (CSA) | 154685-1461041 | Current size C (CSA) | 10 A |
| Voltage size C (CSA) | 600 V | Wire cross section max. (CSA) | 16 AWG |
| Wire cross section min. (CSA) | 28 AWG | | |

Conductors for clamping (rated connection)

| | | | |
|-----------------------|----------------------|--|--|
| Blade size | 0.4 x 2.0 mm | | |
| Clamping range, max. | 1.5 mm ² | | |
| Clamping range, min. | 0.05 mm ² | | |
| Connection direction | top | | |
| Gauge to IEC 60947-1 | B1 | | |
| Number of connections | 4 | | |
| Stripping length | 10 mm | | |

ZDK 1.5V**Weidmüller Interface GmbH & Co. KG**

Klingenbergstraße 26

D-32758 Detmold

Germany

www.weidmueller.com

Technical data

| | | | |
|---|--|---------|----------------------|
| Tube length for wire-end ferrule with plastic collar DIN 46228/4 | Tube length | max. | 10 mm |
| | | min. | 6 mm |
| | Cross-section for conductor connection | nominal | 0.5 mm ² |
| | Tube length | max. | 12 mm |
| | | min. | 6 mm |
| | Cross-section for conductor connection | nominal | 0.75 mm ² |
| Tube length for wire-end ferrule without plastic collar DIN 46228/1 | Tube length | max. | 12 mm |
| | | min. | 6 mm |
| | Cross-section for conductor connection | nominal | 1 mm ² |
| | Tube length | nominal | 10 mm |
| | Cross-section for conductor connection | nominal | 0.5 mm ² |
| | Tube length | nominal | 10 mm |
| | Cross-section for conductor connection | nominal | 0.75 mm ² |
| | Tube length | nominal | 10 mm |
| | Cross-section for conductor connection | nominal | 1 mm ² |
| | Tube length | max. | 12 mm |
| | | min. | 10 mm |
| | Cross-section for conductor connection | nominal | 1.5 mm ² |
| Twin wire-end ferrules, max. | 0.75 mm ² | | |
| Twin wire-end ferrules, min. | 0.5 mm ² | | |
| Type of connection | Tension-clamp connection | | |
| Wire connection cross section AWG, max. | AWG 16 | | |
| Wire connection cross section AWG, min. | AWG 28 | | |
| Wire connection cross section, finely stranded, max. | 1.5 mm ² | | |
| Wire connection cross section, finely stranded, min. | 0.5 mm ² | | |
| Wire connection cross-section, finely stranded with wire-end ferrules DIN 46228/1, max. | 1.5 mm ² | | |
| Wire connection cross-section, finely stranded with wire-end ferrules DIN 46228/1, min. | 0.5 mm ² | | |
| Wire connection cross-section, finely stranded with wire-end ferrules DIN 46228/4, max. | 1.5 mm ² | | |
| Wire connection cross-section, finely stranded with wire-end ferrules DIN 46228/4, min. | 0.5 mm ² | | |
| Wire connection cross-section, solid core, max. | 1.5 mm ² | | |
| Wire connection cross-section, solid core, min. | 0.5 mm ² | | |

General

| | | | |
|---|-----------------|---|--------|
| Installation advice | Direct mounting | Rail | TS 35 |
| Standards | IEC 60947-7-1 | Wire connection cross section AWG, max. | AWG 16 |
| Wire connection cross section AWG, min. | AWG 28 | | |

ZDK 1.5V

Weidmüller Interface GmbH & Co. KG

Klingenbergstraße 26

D-32758 Detmold

Germany

www.weidmueller.com

Technical data

Rating data

| | | | |
|--|---------------------|---------------------------------|---------------|
| Rated cross-section | 1.5 mm ² | Rated voltage | 500 V |
| Rated DC voltage | 500 V | Rated current | 17.5 A |
| Current at maximum wires | 17.5 A | Standards | IEC 60947-7-1 |
| Volume resistance according to IEC 60947-7-x | 1.83 mΩ | Rated impulse withstand voltage | 6 kV |
| Power loss in accordance with IEC 60947-7-x | 0.56 W | Pollution severity | 3 |

UL rating data

| | | | |
|--|--------|--|--------|
| Certificate No. (cURus) | E60693 | Conductor size Factory wiring max. (cURus) | 16 AWG |
| Conductor size Factory wiring min. (cURus) | 28 AWG | Conductor size Field wiring max. (cURus) | 16 AWG |
| Conductor size Field wiring min. (cURus) | 28 AWG | Current size B (cURus) | 10 A |
| Current size D (cURus) | 10 A | Voltage size B (cURus) | 300 V |
| Voltage size D (cURus) | 300 V | | |

Classifications

| | | | |
|-------------|-------------|-------------|-------------|
| ETIM 6.0 | EC000897 | ETIM 7.0 | EC000897 |
| ETIM 8.0 | EC000897 | ETIM 9.0 | EC000897 |
| ECLASS 9.0 | 27-14-11-20 | ECLASS 9.1 | 27-14-11-20 |
| ECLASS 10.0 | 27-14-11-20 | ECLASS 11.0 | 27-14-11-20 |
| ECLASS 12.0 | 27-14-11-20 | ECLASS 13.0 | 27-25-01-02 |

Approvals

Approvals



| | |
|-------------------------|------------|
| ROHS | Conform |
| UL File Number Search | UL Website |
| Certificate No. (cURus) | E60693 |

Downloads

| | |
|---|--|
| Approval/Certificate/Document of Conformity | CE Declaration of Conformity UKCA declaration of conformity Confirmation of Standards EN 45545-2_2020-10 |
| Engineering Data | CAD data – STEP |
| Engineering Data | Zuken E3.S |
| User Documentation | StorageConditionsTerminalBlocks |
| Catalogues | Catalogues in PDF-format |
| Brochures | |

ZDK 1.5V

Weidmüller Interface GmbH & Co. KG

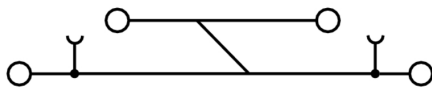
Klingenbergstraße 26

D-32758 Detmold

Germany

www.weidmueller.com

Drawings



ZDK 1.5V

Weidmüller Interface GmbH & Co. KG

Klingenbergstraße 26

D-32758 Detmold

Germany

www.weidmueller.com

Accessories

ZGB pivotable group tag holder



The ZGB 15 is a hinged group tag carrier. The tag carrier can hold the dekafix 5, WS 12/5 terminal markers or the inlay tag ESO 15.

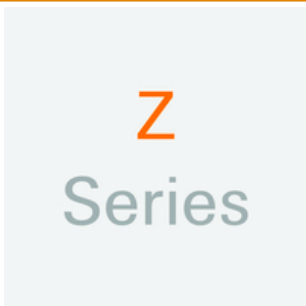
The ZGB 30 is a hinged group tag carrier. The tag carrier can hold the dekafix 5, WS 12/5 terminal markers or the inlay tag ESO 7.

Inlay tags and protective strips can be found under "Accessories".

General ordering data

| | | |
|------------|----------------------------|---|
| Type | ZGB 15 | Version |
| Order No. | 1636530000 | Terminal markers, Terminal marker, 15 x 7 mm, Pitch in mm (P): 5.00 |
| GTIN (EAN) | 4008190297053 | Weidmueller, white |
| Qty. | 20 pc(s). | |
| Type | ZGB 30 | Version |
| Order No. | 1611930000 | Terminal markers, Terminal marker, 32 x 7 mm, Pitch in mm (P): 5.00 |
| GTIN (EAN) | 4008190002251 | Weidmueller, white |
| Qty. | 20 pc(s). | |
| Type | ZGB 30/3.5 | Version |
| Order No. | 1778290000 | Terminal markers, Terminal marker, 32 x 7 mm, Pitch in mm (P): 3.50 |
| GTIN (EAN) | 4032248161065 | white |
| Qty. | 20 pc(s). | |

Z-Series



Warning covers with a flash symbol provide more safety for man and machine. They are used where external voltage must be indicated within the application.

General ordering data

| | | |
|------------|----------------------------|-----------------|
| Type | ZAD 7/4 | Version |
| Order No. | 1781940000 | Z-series, Cover |
| GTIN (EAN) | 4032248193431 | |
| Qty. | 20 pc(s). | |

ZDK 1.5V

Weidmüller Interface GmbH & Co. KG

Klingenbergstraße 26

D-32758 Detmold

Germany

www.weidmueller.com

Accessories

1.5 mm²1.5
mm²

End plates are fitted to the open side of the last modular terminal before the end bracket. The use of an end plate ensures the function of the modular terminal and the specified rated voltage. It guarantees protection against contact with live parts and makes the final terminal finger-proof.

General ordering data

| | | |
|------------|----------------------------|--------------------------------------|
| Type | ZAP/TW ZDK1.5 | Version |
| Order No. | 1791160000 | Z-series, End plate, Partition plate |
| GTIN (EAN) | 4032248245260 | |
| Qty. | 20 pc(s). | |

| | | |
|------------|----------------------------|--------------------------------------|
| Type | ZAP/TW ZDK1.5 BL | Version |
| Order No. | 1791170000 | Z-series, End plate, Partition plate |
| GTIN (EAN) | 4032248245277 | |
| Qty. | 20 pc(s). | |

STR transparent strips



General ordering data

| | | |
|------------|----------------------------|--|
| Type | STR 7 F.SCHT 7 | Version |
| Order No. | 0515300000 | Terminal markers, Protective cap, 27 x 6.3 mm, Transparent |
| GTIN (EAN) | 4008190182175 | |
| Qty. | 20 pc(s). | |

ZDK 1.5V

Weidmüller Interface GmbH & Co. KG

Klingenbergstraße 26

D-32758 Detmold

Germany

www.weidmueller.com

Accessories

Custom printing



The Dekafix (DEK) marker is the universal marker for all conductor and plug-in connectors as well as for electronic sub-assemblies. The system is ideal for short number sequences and covers a wide range of ready-printed markers.

Strips for fast installation in only one work step. The printing is easy to read, rich in contrast and available in various widths.

- Large range of ready-to-use markers
- Strips for fast installation
- Terminal markers, suitable for all Weidmüller cable connectors
- Available as blank MultiCard or with standard printing

For custom printing: Please send us a file of our labeling software M-Print PRO or M-Print PRO Online (without installation) for your labeling specifications.

General ordering data

| | | |
|------------|----------------------------|---|
| Type | DEK 5/3.5 MC SDR | Version |
| Order No. | 1767730000 | Dekafix, Terminal marker, 5 x 3.5 mm, Pitch in mm (P): 3.50 |
| GTIN (EAN) | 4032248102532 | Weidmueller, To customer specification |
| Qty. | 100 pc(s). | |

ZDK 1.5V

Weidmüller Interface GmbH & Co. KG

Klingenbergstraße 26

D-32758 Detmold

Germany

www.weidmueller.com

Accessories

WS 12/3.5



WS/ DEK

MultiMark terminal markers use an innovative composite material made from two components. The hard base contour of the marker snaps securely into the connector. The elastic surface finish makes the marker easy to mount. This specially punched material enables the strips to be stretched to accommodate the slight variations in spacing that tend to add up, especially with long terminal blocks. Another advantage: the excellent printability of the surface material guarantees durable and wear-resistant labelling. A print resolution of 300 dpi also produces a very legible script.

Your benefits with MultiMark

- Firm hold and durable printing
- Continuous strips save installation time
- Easy mounting thanks to an innovative composite material
- Large label field for optimal legibility
- High flexibility thanks to manufacturer independence

General ordering data

| | | |
|------------|----------------------------|--|
| Type | WS 12/3.5 MM WS | Version |
| Order No. | 2007180000 | WS, Terminal marker, 12 x 3.5 mm, Weidmueller, white |
| GTIN (EAN) | 4050118392203 | |
| Qty. | 1,000 pc(s). | |

Blank



WS markers are the perfect match for the W-series connectors. Thanks to their system compatibility, the WS tags can also be used with the I-series and the Z-series. The large marking surfaces do not only permit long character strings but also multi-line text. WS markers are ideal for labels with long, customised character strings. Thanks to the proven MultiCard format, printing with PrintJet CONNECT oder/or Plotter is possible.

- Can be fitted in strips or individually
- Markers in proven MultiCard format

For custom printing: Please send us a file of our labeling software M-Print PRO or M-Print PRO Online (without installation) for your labeling specifications.

General ordering data

| | | |
|------------|----------------------------|---|
| Type | WS 12/3.5 MC NE WS | Version |
| Order No. | 1778270000 | WS, Terminal marker, 12 x 3.5 mm, Pitch in mm (P): 3.50 |
| GTIN (EAN) | 4032248161041 | Weidmueller, Allen-Bradley, white |
| Qty. | 600 pc(s). | |

ZDK 1.5V

Weidmüller Interface GmbH & Co. KG

Klingenbergstraße 26

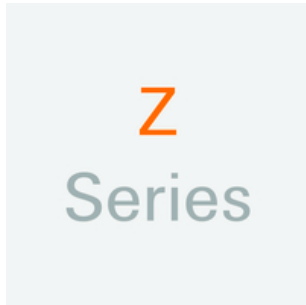
D-32758 Detmold

Germany

www.weidmueller.com

Accessories

Z-Series



Weidmüller's range of products includes end brackets that guarantee a permanent, reliable mounting on the terminal rail and prevent sliding. Versions with and without screws are available. The end brackets include marking options, also for group markers, and also a test plug holder.

General ordering data

| | | |
|------------|----------------------------|--|
| Type | ZEW 35/2 | Version |
| Order No. | 8630740000 | End bracket, Wemid, dark beige, Rail: TS 35, Snap-on |
| GTIN (EAN) | 4032248348916 | |
| Qty. | 20 pc(s). | |
| Type | ZEW 35 | Version |
| Order No. | 9540000000 | End bracket, Wemid, dark beige, Rail: TS 35, Snap-on |
| GTIN (EAN) | 4008190956264 | |
| Qty. | 20 pc(s). | |

Blank



The Dekafix (DEK) marker is the universal marker for all conductor and plug-in connectors as well as for electronic sub-assemblies. The system is ideal for short number sequences and covers a wide range of ready-printed markers.

Strips for fast installation in only one work step. The printing is easy to read, rich in contrast and available in various widths.

- Large range of ready-to-use markers
- Strips for fast installation
- Terminal markers, suitable for all Weidmüller cable connectors
- Available as blank MultiCard or with standard printing

For custom printing: Please send us a file of our labeling software M-Print PRO or M-Print PRO Online (without installation) for your labeling specifications.

General ordering data

| | | |
|------------|----------------------------|---|
| Type | DEK 5/3.5 MC NE WS | Version |
| Order No. | 1755270000 | Dekafix, Terminal marker, 5 x 3.5 mm, Pitch in mm (P): 3.50 |
| GTIN (EAN) | 4032248017348 | Weidmueller, white |
| Qty. | 500 pc(s). | |

ZDK 1.5V**Weidmüller Interface GmbH & Co. KG**

Klingenbergstraße 26

D-32758 Detmold

Germany

www.weidmueller.com**Accessories****SAK-Series**

SAK Series

Weidmüller's range of products includes end brackets that guarantee a permanent, reliable mounting on the terminal rail and prevent sliding. Versions with and without screws are available. The end brackets include marking options, also for group markers, and also a test plug holder.

General ordering data

| | | |
|------------|----------------------------|---|
| Type | EW 35 | Version |
| Order No. | 0383560000 | End bracket, Wemid, beige, Rail: TS 35, when screwed in |
| GTIN (EAN) | 4008190181314 | |
| Qty. | 50 pc(s). | |
| Type | EW 35 GR 7032 | Version |
| Order No. | 0383530000 | End bracket, Wemid, grey, Rail: TS 35, when screwed in |
| GTIN (EAN) | 4008190027322 | |
| Qty. | 50 pc(s). | |
| Type | EW 35/SCHA/M3 | Version |
| Order No. | 0258660000 | End bracket, Wemid, beige, Rail: TS 35, when screwed in |
| GTIN (EAN) | 4008190033477 | |
| Qty. | 20 pc(s). | |

ZDK 1.5V

Weidmüller Interface GmbH & Co. KG

Klingenbergstraße 26

D-32758 Detmold

Germany

www.weidmueller.com

Accessories

DEK 5/3.5



WS/ DEK

MultiMark terminal markers use an innovative composite material made from two components. The hard base contour of the marker snaps securely into the connector. The elastic surface finish makes the marker easy to mount. This specially punched material enables the strips to be stretched to accommodate the slight variations in spacing that tend to add up, especially with long terminal blocks. Another advantage: the excellent printability of the surface material guarantees durable and wear-resistant labelling. A print resolution of 300 dpi also produces a very legible script.

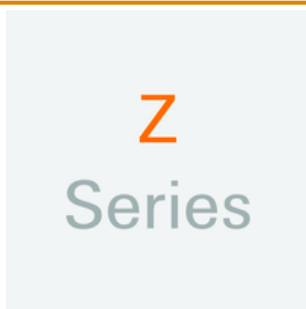
Your benefits with MultiMark

- Firm hold and durable printing
- Continuous strips save installation time
- Easy mounting thanks to an innovative composite material
- Large label field for optimal legibility
- High flexibility thanks to manufacturer independence

General ordering data

| | | |
|------------|----------------------------|--|
| Type | DEK 5/3.5 MM WS | Version |
| Order No. | 2007100000 | Dekafix, Terminal marker, 5 x 3.5 mm, Weidmueller, white |
| GTIN (EAN) | 4050118391992 | |
| Qty. | 1,000 pc(s). | |

Z-Series



The use of reducing sleeves simplifies the connection of conductors with smaller cross-sections. Conductors can be reliably inserted into the clamping point without the strands fraying. The use of a reducing sleeve centres the conductor in the entry point.

General ordering data

| | | |
|------------|----------------------------|------------------------------|
| Type | ZRH 1.5S/1 | Version |
| Order No. | 1781950000 | Accessories, Reducing sleeve |
| GTIN (EAN) | 4032248199525 | |
| Qty. | 500 pc(s). | |

ZDK 1.5V

Weidmüller Interface GmbH & Co. KG

Klingenbergstraße 26


D-32758 Detmold

Germany

www.weidmueller.com

Accessories


Slotted screwdriver



Slotted screwdriver with rounded blade SD DIN 5265, ISO 2380/2, output to DIN 5264, ISO 2380/1. ChromTop tip, SoftFinish grip

General ordering data

| | | |
|------------|----------------------------|--|
| Type | SDS 0.4X2.0X60 | Version |
| Order No. | 2749260000 | Screwdriver, Blade width (B): 2 mm, Blade length: 60 mm, Blade |
| GTIN (EAN) | 4050118895537 | thickness (A): 0.4 mm |
| Qty. | 1 pc(s). | |

1.5 mm²

1.5
mm²

The plug-in cross-connections feature easy handling and quick installation. This saves a great deal of time during installation in comparison with screwed solutions.

General ordering data

| | | |
|------------|----------------------------|--------------------------------------|
| Type | ZQV 1.5/3 | Version |
| Order No. | 1776130000 | Accessories, Cross-connector, 17.5 A |
| GTIN (EAN) | 4032248200153 | |
| Qty. | 60 pc(s). | |
| Type | ZQV 1.5/5 | Version |
| Order No. | 1776150000 | Accessories, Cross-connector, 17.5 A |
| GTIN (EAN) | 4032248236336 | |
| Qty. | 20 pc(s). | |
| Type | ZQV 1.5/10 | Version |
| Order No. | 1776200000 | Accessories, Cross-connector, 17.5 A |
| GTIN (EAN) | 4032248200177 | |
| Qty. | 20 pc(s). | |
| Type | ZQV 1.5/4 | Version |
| Order No. | 1776140000 | Accessories, Cross-connector, 17.5 A |
| GTIN (EAN) | 4032248200160 | |
| Qty. | 60 pc(s). | |
| Type | ZQV 1.5/2 | Version |
| Order No. | 1776120000 | Accessories, Cross-connector, 17.5 A |
| GTIN (EAN) | 4032248200139 | |
| Qty. | 60 pc(s). | |

ZDK 1.5V**Weidmüller Interface GmbH & Co. KG**

Klingenbergstraße 26

D-32758 Detmold

Germany

www.weidmueller.com**Accessories****Z-Series**

Z Series

Test adapters and test plugs are used for the electrical connection between terminal blocks and the test equipment. In this way, an electrical contact can be established in the wired state and measurements can be done easily.

General ordering data

| | | |
|------------|----------------------------|-----------------------------------|
| Type | ZTA 5/ZA | Version |
| Order No. | 1776220000 | Accessories, Test adapter, 13.5 A |
| GTIN (EAN) | 4032248190683 | |
| Qty. | 25 pc(s). | |
| Type | ZTA 5 | Version |
| Order No. | 1776210000 | Accessories, Test adapter, 13.5 A |
| GTIN (EAN) | 4032248190676 | |
| Qty. | 25 pc(s). | |

W-Series

W Series

Weidmüller's range of products includes end brackets that guarantee a permanent, reliable mounting on the terminal rail and prevent sliding. Versions with and without screws are available. The end brackets include marking options, also for group markers, and also a test plug holder.

General ordering data

| | | |
|------------|----------------------------|--|
| Type | WEW 35/2 | Version |
| Order No. | 1061200000 | End bracket, Wemid, dark beige, Rail: TS 35, when screwed in |
| GTIN (EAN) | 4008190030230 | |
| Qty. | 50 pc(s). | |
| Type | WEW 35/1 | Version |
| Order No. | 1059000000 | End bracket, Wemid, dark beige, Rail: TS 35, when screwed in |
| GTIN (EAN) | 4008190172282 | |
| Qty. | 50 pc(s). | |